



Nonresident and Part-Year Resident Income Tax Return

New York State • City of New York • City of Yonkers

Instructions for Form IT-203

New for 2001 (see page 4 for more detailed information)

- Standard deduction for filing status ② and filing status ⑤ increased to \$13,400
- New college tuition itemized deduction available
- New York City tax rate reduced
- New York City school tax credit increased for city residents under 65
- Farmers' school tax credit computation revised
- EZ and ZEA wage tax credits increased
- QETC employment and investment credits expanded
- Earned income credit increased
- New income tax credits available for:
 - the purchase of an automated external defibrillator machine;
 - the removal, closure, or installation of a residential fuel oil storage tank;
 - applicable costs paid for green building;
 - the construction or rehabilitation of low-income, rent-restricted housing.
- Two new Empire Zone Program (QEZE) credits available
- Form number changes



Think e-file... It's easy, fast, and safe.

See page 9 and log on to www.tax.state.ny.us/elf for more information.

This booklet also contains:

- [Instructions for Form IT-203-ATT, Income Allocation and Itemized Deduction](#)
- [Instructions for Form IT-203-B, Other New York State and City of New York Taxes and Tax Credits](#)
- [Instructions for Form IT-215, Claim for Earned Income Credit](#)
- [Instructions for Form IT-216, Claim for Child and Dependent Care Credit](#)
- [Form IT-2104, Employee's Withholding Allowance Certificate](#)
- [Form IT-2104.1, New York State, City of New York, and City of Yonkers Certificate of Nonresidence and Allocation of Withholding Tax](#)

From Commissioner Arthur J. Roth:

Dear New York Taxpayer....

The last several months have represented a time of remarkable challenge for the state of New York, beginning with the cowardly terrorist attacks of September 11, 2001, on the World Trade Center.

Now, as we move forward in our rebuilding efforts, we are fortunate that policies enacted over the last several years have infused an essential strength into New York's economy.

For example, since 1995, 19 different taxes have been cut a total of 57 times, fueling New York's economic resurgence by saving taxpayers nearly \$55 billion to date. When the cuts are fully effective, New York taxpayers will have realized \$100 billion in savings.

When filing their 2001 tax returns, taxpayers will be able to take advantage of new tax savings, including a higher education tuition deduction. The deduction is available for undergraduate study, with the maximum amount of allowable college tuition expenses of \$10,000 phased in equally over a four-year period beginning with tax year 2001.

Other major tax changes include an increase in the standard deduction for married couples filing a joint tax return and an increase in the earned income credit. For working families, the earned income credit increases from 22.5% to 25% of the federal credit for tax year 2001, with even further increases scheduled for future tax years.

Meanwhile, the level of service offered by the Department of Taxation and Finance to you, our customers, has continued to climb. For instance, more and more taxpayers are making use of the electronic filing option as a more convenient, more secure way to file their tax returns. In fact, last year, a record-setting 1.4 million taxpayers filed their returns electronically. And the

Department's Web site – www.tax.state.ny.us – registered more than 30 million "hits" in 2001 as taxpayers made increased use of the services available on the site. We also offer a toll-free taxpayer assistance hotline at 1 800 CALL TAX, which will put you in touch with one of our taxpayer services representatives.

I encourage you to take advantage of the myriad services offered by the Department of Taxation and Finance and thank you for helping us achieve our goal of being a world-class service organization.

This year, we are also engaged in an important new initiative in conjunction with the New York State Division of Criminal Justice Services. For the first time ever, we are using our IT-203-P nonresident tax packet to increase awareness of the issue of missing children and adults. The packet contains a special four-page insert (Publication 40, *Missing Children and Young Adults*) that includes information about individual missing children and adults, as well as safety tips. If you would like to order a copy of Publication 40, see *Need Help?* in these instructions. The information this publication contains might save a life.

As you take the time to prepare your New York State personal income tax return, please take a few moments to remember the sacrifices that we and our forefathers have endured to make this state and this country great. God Bless America.

Sincerely,

Arthur J. Roth
Commissioner

How to avoid mistakes that slow down the processing of your return and refund:

- **Use your preprinted peel-off label.**
The peel-off label on the inside front cover of your income tax packet is designed to speed processing and prevent common errors that may delay refund checks. But do not attach the label until you have completed and checked your return. See Step 5 on page 31 of these instructions.
- **Enter your social security number(s) in the boxes to the right of the peel-off label.**
The peel-off label no longer displays your social security number(s). Be sure to enter your social security numbers in the same order as your name(s).
- **Be sure to check either the Yes or No box at Item B.**
Item B asks whether or not you can be claimed as a dependent on another taxpayer's federal return. Be sure to check either the Yes or No box, especially if you are single, since the answer determines the amount of standard deduction allowed.
- **Public employee 414(h) retirement contributions must be entered on line 20.**
If you are a Tier 3 or Tier 4 member of the New York State and Local Retirement Systems (including the New York State Employees' Retirement System and the New York State Policemen's and Firemen's Retirement System), New York State Teachers' Retirement System, or an employee of the State or City University of New York who belongs to the Optional Retirement Program or a member of the Manhattan and Bronx Surface Transit Authority (MABSTOA) pension plan or any tier member of the New York City Employees' Retirement System, the New York City Teachers' Retirement System, the New York City Board of Education Retirement System, the New York City Police Pension Fund or the New York City Fire Department Pension Fund, you must enter the amount of public employee 414(h) retirement contributions you made in 2001 on line 20.
- **New York City IRC 125 flexible benefits program must be included on line 21.**
IRC section 125 amounts deducted or deferred from your salary under a flexible benefits program established by the city of New York and certain other New York City public employers must be included as an *other addition* on line 21 of Form IT-203.
- **Long Island Railroad Company pensions are not taxable to New York State and should be subtracted on line 24.**
Any pension you received, or distributions made to you from a pension plan, which represents a return of contributions in a year prior to retirement as an officer, employee, or beneficiary of an officer or an employee from the Long Island Railroad Company are not taxable to New York State. You should subtract these pension amounts from your federal adjusted gross income at line 24. See the instructions for line 24 on page 22.
- **Check the New York standard deduction table on page 26 and make sure that you have claimed the correct standard deduction for your filing status on line 32.**
For example, do not claim a head of household filing status and then claim a standard deduction for a single or married filer.
- **Complete the New York dependent exemption worksheet on page 26 and enter the line c number on line 34.**
Some taxpayers make the mistake of entering the number of exemptions that they claimed on their federal return on line 34 of their Form IT-203. In general, federal exemptions include both personal and dependent exemptions. However, only dependent exemptions are allowed on your New York State return. The value of each New York dependent exemption is \$1,000. To ensure that you receive credit for the correct number of New York dependent exemptions, complete the worksheet on page 26 of these instructions before making an entry at line 34 of your return.
- **Enter your refund or amount you owe on the correct line of your return.**
Taxpayers sometimes enter the amount they owe on the **refund** line (line 63) instead of on the **amount you owe** line (line 65). The taxpayer then expects a refund, when in fact he or she owes tax. This will result in a bill for the tax owed plus interest and possible penalty. This situation can be avoided by making sure that if you owe tax, you enter the amount owed on the correct line and pay this amount when you file your return.
- **Nonobligated spouses should attach Form IT-280 to their returns.**
If you are a nonobligated spouse who is filing Form IT-280 to disclaim your spouse's debt, use the original Form IT-280. **Do not** use a photocopy. If you need to get this form, see *Need help?* on the back page of these instructions.
- **Amount applied to 2002 estimated tax**
If you elect to apply all or part of the amount overpaid to your 2002 estimated tax, that election generally **cannot** be changed after April 15, 2002, or, if you live in the state of New York (except the city of New York and the counties of Nassau, Rockland, Suffolk, and Westchester), Connecticut, Maine, Massachusetts, New Hampshire, Rhode Island, or Vermont, after April 16, 2002.

Your rights under the Tax Law — The Taxpayer Bill of Rights requires, in part, that the Tax Department advise you, in writing, of your rights and obligations during an audit, when appealing a Tax Department decision and when your appeal rights have been exhausted and you need to understand enforcement capabilities available to the Tax Department to obtain payment. For a complete copy of the information contained in all of these statements, you may request Publication 131, *Your Rights and Obligations Under the Tax Law*. For a copy of Publication 131, see *Need help?* on the back cover of these instructions.

How nonresidents and part-year residents are taxed

If you were a nonresident of New York State and received income in 2001 from New York State sources, or if you moved into or out of New York State in 2001, you must file Form IT-203, *Nonresident and Part-Year Resident Income Tax Return*. You are subject to New York State tax on income you received from New York sources while you were a nonresident and on all income you received while you were a New York State resident.

First, you must compute a base tax as if you were a resident of New York for the entire year, including items of income, gain, loss, and deduction from all sources. You must then divide your New York source amount of New York adjusted gross income by your federal amount of New York adjusted gross income, to determine an income percentage. Multiply the base tax by the income percentage to arrive at the amount of tax apportioned to New York based on New York source income.

If you were a resident of New York for all of 2001, you must use a resident income tax return, Form IT-100, Form IT-200 or Form IT-201.

● If you do not need a tax packet:

If you use a paid preparer, or if you use computer software to prepare your return, or if for any other reason you do not need a tax packet mailed to you for next year's taxes, please mark an **X** in the box at item C of your Form IT-203. By marking this box, you will help us reduce printing and mailing costs.

When you mark the box, we will send you a peel-off label that you or whoever prepares your return should use on your 2002 return. Be sure to use your preprinted peel-off label; if you do not, it may cause a delay in processing your return and your refund, if you are entitled to one.

- **Americans with Disabilities Act** — In compliance with the Americans with Disabilities Act, we will ensure that our lobbies, offices, meeting rooms and other facilities are accessible to persons with disabilities. If you have questions about special accommodations for persons with disabilities, please call the **tax information** number listed under the *Need help?* section on the back cover.

Commissioner's message front cover

General information 2

How to avoid mistakes 2
 Your rights under the Tax Law 2
 How nonresidents and part-year residents are taxed 2
 Americans with Disabilities Act 2
 Highlights for tax year 2001 4
 Who must file 5
 New York nonresidents and part-year residents 5
 Child's investment income
 (federal Forms 8814 and 8615) 5
 New York source income 5
 Special accruals 5
 New York State resident, nonresident, and
 part-year resident defined 6
 Joint and separate returns for
 married taxpayers 7
 Members of the armed forces 7
 Foreign earned income 7
 U.S. nonresident aliens 8
 Deceased taxpayers 8
 Estates and trusts 8
 Partnerships and LLP, LLC, LLIC, LLTC 8
 How to get New York City forms 8
 Nonresidents of Yonkers 8
 Part-year residents of New York City and Yonkers 8
 City of New York school tax credit 8
 e-file electronic tax filing 9 & 12
 Other forms you may have to file 9
 New York State net operating loss (NOL) 10
 Amended return (Form IT-203-X) 10
 Reminders 10
 When to file 12
 Where to file 12
 e-Tax Services 36

Steps 1, 2, and 3 for preparing your return ... 12

Line instructions for Form IT-203 13

Filling in your tax return 13
 Name and address box 13
 Items A, C, and D 13
 Federal income and adjustments (lines 1-18) 13
 Part-year resident income allocation
 worksheet and instructions 14
 New York additions and subtractions/
 New York adjusted gross income 19
 New York additions (lines 19-21) 19
 Public employee 414(h) retirement
 contributions (line 20) 19
 NY City IRC 125 amounts; A-19 (line 21) 21
 New York subtractions (lines 23-28) 22
 Pensions of NYS, local & federal govts. (line 24) .. 22
 Pension and annuity income exclusion (line 27) ... 22
 Long-term care insurance (line 28, S-24) 25
 Tax computation (lines 32-36) 26
 Standard or itemized deduction (line 32) 26

Line instructions for Form IT-203 (continued)

Dependent exemption worksheet (line 34) 26
 Tax computation worksheets 1 and 2 (line 36) 26
 Credits and other taxes (lines 37-51) 27
 NYS household credit tables (line 37) 27
 NYS child and dependent care credit (line 39) 27
 NYS earned income credit (line 41) 27
 Voluntary gifts/contributions (line 53) 28
 Payments and refundable credits (lines 55-60) 28
 City of NY school tax credit (line 55) 28
 Refund or amount you owe (lines 62-66) 29
 Collection of debts from your refund 29
 Direct deposit (lines 63a, 63b, and 63c) 30
 Underpayment (estimated tax) penalty (line 66) 31
 Authorization for paid preparer 31
 Items E and F 31

Steps 4 and 5 for preparing your return 31

Peel-off label 31
 Death of taxpayer 32

Steps 6, 7, 8, and 9 for preparing your return ... 32

Sign your return; return assembly; checklist 32
 Mailing instructions 33
 Private delivery services 33

Amending your New York State return 33

Line instructions for Form IT-203-ATT 34

Schedule A, Allocation of income 34
 Schedule B, Nonresident living quarters 34
 Schedule C, New York State itemized
 deduction (lines 1-15) 34
 Adjustment worksheets 1, 2, A, and B 34-35
 Schedule D, College tuition itemized deduction 35

Line instructions for Form IT-203-B 37

Other New York State taxes (lines 1-23) 37
 Other city of New York taxes (lines 24-26) 38
 Other tax credits (lines 27-64) 38

Interest and penalties 41

Gift/contribution fund information 42
New York State tax tables (tan pages) 43

Instructions for Form IT-215 51

Instructions for Form IT-216 53

School district names and code numbers 57

Form IT-2104.1, *New York State, City of New York, and City of Yonkers Certificate of Nonresidence and Allocation of Withholding Tax*

Form IT-2104, *Withholding Allowance Certificate*

Need help? (telephone and fax numbers,
 Internet assistance) back cover
 Resolving tax problems back cover

4 Form IT-203 highlights for tax year 2001

On October 1, 2001, as these instructions were being prepared for printing, the New York State Legislature and Governor Pataki were considering tax law changes that could affect your 2001 tax return and 2002 estimated taxes. For up-to-date information, visit our Web site at www.tax.state.ny.us

● Standard deduction

The standard deduction for married filing jointly and qualifying widow(er) is increased to \$13,400. There is no change to the standard deduction for the other filing statuses.

● New York State earned income credit increased

The New York State earned income credit is increased from 22.5% of the federal earned income credit to 25% of the federal credit.

● College tuition itemized deduction

For tax years beginning on or after January 1, 2001, if you, your spouse, or your dependent(s) were a student enrolled at or attending an institution of higher education, you may be entitled to a new **college tuition itemized deduction**.

You may claim the New York **college tuition itemized deduction** if you itemized your deductions on your federal return. For more information, see the instructions for Form IT-203-ATT, Schedule D, on page 35.

● New York City tax rate reduced

The New York City highest effective tax rate is reduced to 3.592%.

● New York City school tax credit

The New York City school tax credit increases for New York City residents under the age of 65. If you are under 65 years of age as of January 1, 2002, and you are married filing jointly or a qualifying widow(er), the credit is \$125; for all others under 65, the credit is \$62.50.

● Automated external defibrillator machine credit

A new credit is available for the purchase of an automated external defibrillator machine. The credit is equal to the cost of the unit, but may not exceed \$500 per unit (there is no limit on the number of units for which the credit may be taken). The credit may not be carried forward and is not refundable. For more information, see page 38, and new Form IT-250, *Claim for Credit for Purchase of an Automated External Defibrillator*.

● Two new credits under the Empire Zone (EZ) Program

There is a new credit for real property taxes paid by a qualified empire zone enterprise (QEZE) on property which it owns in an empire zone. There is also a new QEZE tax reduction credit. For more information, see page 38, and Form IT-604, *Claim for QEZE Credit for Real Property Taxes and QEZE Tax Reduction Credit*.

● Residential fuel oil storage tank credit

A new credit is available for the cost of removal and the cost of permanent closure of an unprotected residential fuel oil storage tank, and the installation costs of a new residential fuel oil storage tank used to provide heating fuel for single- to four-family residences located in New York. For more information, see page 39 and new Form IT-254, *Claim for Residential Fuel Oil Storage Tank Credit*.

● Green building credit

The new green building credit consists of the sum of six credit components, and in each case is based on the applicable costs paid or incurred. The credit applies to costs paid or incurred on or after June 1, 1999, for property placed in service, or which has received a final certificate of occupancy, in tax years

beginning on or after January 1, 2001. For more information, see page 39, and new Form DTF-630, *Claim for Green Building Credit*.

● Low-income housing credit

A new low-income housing credit is now allowed for the construction or rehabilitation of rent-restricted housing in New York State. For more information, see page 40 and new Form DTF-624, *Claim for Low-Income Housing Credit*.

● Farmers' school tax credit

The base acreage amount used to compute the farmers' school tax credit is increased by acreage enrolled or participating in a federal environmental conservation acreage reserve program pursuant to Title Three of the Federal Agricultural Improvement and Reform Act of 1996.

● Wage tax credit increased

The wage tax credit for wages paid in empire zones (EZ) and zone equivalent areas (ZEA) has been increased. The credit increased to \$3,000 for targeted employees and to \$1,500 for other individuals. In addition, the period in which taxpayers may claim the ZEA wage tax credit is increased from two to five years.

● QETC employment and investment credits

The QETC employment and investment credits are expanded to remanufacturers of certain commodities that would otherwise enter the solid waste stream.

● Form number changes

Selected DTF prefix credit claim forms previously used for both income and corporation tax purposes have been obsolete and replaced with separate income tax and corporation tax forms. Listed below are the old DTF numbers and the new income tax (IT) form numbers:

- Form DTF-601 is now **Form IT-601**, *Claim for EZ Wage Tax Credit*;
- Form DTF-601.1 is now **Form IT-601.1**, *Claim for ZEA Wage Tax Credit*;
- Form DTF-602 is now **Form IT-602**, *Claim for EZ Capital Tax Credit*;
- Form DTF-603 is now **Form IT-603**, *Claim for EZ Investment Tax Credit and EZ Employment Incentive Credit*;
- Form DTF-605 is now **Form IT-605**, *Claim for EZ Investment Tax Credit and EZ Employment Incentive Credit for the Financial Services Industry*.

● New York City nonresident earnings tax

As a result of a New York State Court of Appeals decision, the New York City nonresident earnings tax was eliminated for New York State nonresidents, effective July 1, 1999.

If you need to amend your 1999 Form NYC-203, City of New York Nonresident Earnings Tax Return, to receive a refund of overpaid 1999 New York City nonresident earnings tax, complete Form NYC-203-X, Amended City of New York Nonresident Earnings Tax Return. See the instructions for Form NYC-203-X to determine if you need to amend your 1999 Form NYC-203. You do not have to file an amended New York State return if you use Form NYC-203-X to amend your 1999 New York City nonresident earnings tax. To obtain a copy of Form NYC-203-X, see Need help? on the back cover of these instructions.

Notice to estimated tax filers — The Tax Department plans to begin mailing estimated tax vouchers in mid-February. Estimated tax filers can expect to receive their IT-2105 payment vouchers in late February or early March.

Who must file

New York nonresidents and part-year residents

You must file a New York State nonresident and part-year resident return, Form IT-203, if you meet any of the following conditions:

- Your federal filing status is: **and you had New York source income, and your New York adjusted gross income (Federal amount column) is more than:**

single, and you can be claimed as a dependent on another taxpayer's federal return.....	\$3,000
single, and you cannot be claimed as a dependent on another taxpayer's federal return	\$7,500
married filing joint return	\$13,400
married filing separate return	\$6,500
head of household	\$10,500
qualifying widow(er)	\$13,400

New York source income is the sum of the net amount of items of income, gain, loss, and deductions derived from or connected with New York sources, including your share of those items from partnerships, S corporations and estates and trusts. See *New York source income*, below, for more information.

New York adjusted gross income is simply federal adjusted gross income increased or reduced by any required New York additions and subtractions.

New York additions and subtractions are explained on pages 19 through 26 of these instructions; see the federal instructions to find your filing status and figure your federal adjusted gross income if you do not have to file a federal return.

- You want to claim a refund of any New York State, city of New York, or city of Yonkers income taxes withheld from your pay.
- You want to claim a refund of any of the following New York State, New York City, or Yonkers refundable credits:
 - Part-year resident refundable child care credit
 - Part-year resident refundable earned income credit
 - Farmers' school tax credit
 - Investment credit for new businesses
 - Financial services industry investment credit for new businesses
 - EZ investment tax credit for new businesses and EZ employment incentive credit for new businesses
 - Financial services industry EZ investment tax credit for new businesses and financial services industry EZ employment incentive credit for new businesses
 - EZ wage tax credit for new businesses

- ZEA wage tax credit for new businesses
- QETC employment credit for new business
- IMB credit for energy taxes
- QEZE credit for real property taxes
- Claim of right credit (New York State, New York City, and Yonkers)
- You are subject to the minimum income tax on tax preference items derived from or connected with New York sources. For further information, see *Other forms you may have to file* (Form IT-220, *Minimum Income Tax*) on page 9 of these instructions.
- You were a part-year resident and you are subject to a separate tax on any lump-sum distributions for your resident period derived from or connected with New York sources. See *Other forms you may have to file* (Form IT-230, *Separate Tax on Lump-Sum Distributions*) on page 9.
- You incurred a net operating loss for New York State personal income tax purposes for the tax year, without incurring a similar net operating loss for federal income tax purposes. See *New York State net operating loss* on page 10 for more information.

Did you use federal Form 8814 or federal Form 8615 to report your child's investment income?

If you elected to file federal Form 8814 with your federal return, the amount of your child's investment income over \$1,500 that was included in your federal gross income must be reported in the *Federal amount* column of your Form IT-203 and taxed at your rate. In this case, you will not file a New York return for your child. However, it will be to your advantage to file a New York return for your child since there will not be any New York tax on the first \$3,000 of your child's investment income. To qualify for filing a New York return for your child, you must first file a federal income tax return and federal Form 8615 (instead of federal Form 8814) to report your child's investment income.

New York source income Nonresident

The *New York source income of a nonresident* is the sum of the income, gain, loss, or deduction derived from or connected with New York State included in your New York adjusted gross income. This includes income from:

- Real or tangible personal property located in New York.
- Services performed in New York.
- A business, trade, profession or occupation carried on in New York.
- A corporation in which you are a shareholder and which makes an election under section 660 of the Tax Law to be taxed as an S corporation.
- Your distributive share of New York State partnership income or gain.
- Your share of New York State estate or trust income or gain.
- Lottery winnings won in the New York State lottery, if the prize was won on or after October 1, 2000, and the total proceeds of the prize are more than \$5,000.

New York source income of a nonresident does **not** include the following income even if it was included in your federal adjusted gross income:

- Certain pensions that are exempt from New York State taxation by reason of section 114 of Title 4 of the U.S. Code (see line 10 instructions on page 16), and annuities and pensions which meet the New York State definition of an annuity, unless the annuity is employed in or used as an asset of a business, trade, profession or occupation carried on in New York.
- Interest, dividends or gains from the sale or exchange of intangible personal property, unless they are part of the income you received from carrying on a business, trade, profession, or occupation in New York.
- Compensation you received for active service in the United States military (see *Members of the armed forces* on page 7).
- Your income as a shareholder of a corporation which did **not** have an election in effect to be taxed as an S corporation under section 660 of the Tax Law.
- Compensation you received from an interstate rail carrier, interstate motor carrier or an interstate motor private carrier for regularly assigned duties performed in more than one state.
- Compensation paid to you if (1) you are engaged on a vessel to perform assigned duties in more than one state as a pilot licensed under section 7101 of Title 46 of the U.S. Code, or (2) you perform regularly assigned duties while engaged as a master, officer, or crewman on a vessel operating on the navigable waters of more than one state.

Part-year resident

The *New York source income of a part-year resident* is the sum of the following with adjustments for the special accruals defined below:

1. all income reported on your federal return for the period you are a resident of New York State; and
2. the New York source income for the period you were a nonresident of New York State.

Special accruals

Your accrued income as an individual moving out of New York State is income you earned in your New York State resident period but received after you became a nonresident of New York State. Your accrued income as an individual **moving into** New York State is non-New York State source income you earned in your nonresident period but received after you became a New York State resident. Income accrues to you as a taxpayer when the amount becomes fixed and determinable and you have an unrestricted right to receive it. An accrued expense is a cost that has been incurred but not yet paid.

If you **moved out** of New York State, you must accrue any item of income, gain, loss, or deduction that, under an accrual method of accounting, would be reportable at the time you changed your residence. This includes income or gain you elected to report on the

(continued)

Who must file (continued)

installment basis. You also must accrue to New York State items of tax preference subject to the minimum income tax (Form IT-220), and the total taxable amount of lump-sum distributions subject to the separate tax on lump-sum distributions (Form IT-230).

Accruals are not required if you file a bond or other acceptable security in an amount equal to or greater than the amount of additional New York State income tax that would be due if the accrued items were included on your part-year resident return, and you include the accrued amounts on your New York State nonresident return for subsequent tax years as if no change in resident status occurred. If you elect to file a bond or other acceptable security instead of accruing income, you will need Form IT-260, *Surety Bond Form*, or Form IT-260.1, *Change of Resident Status - Special Accruals*. For more information on how to file a bond or other acceptable security, see Form IT-260-I, *Instructions for Forms IT-260 and IT-260.1*.

As a resident, if you received proceeds from lottery winnings (the amount of winnings minus the amount of wager) of more than \$5,000 from the New York State lottery, the proceeds are subject to New York State, New York City (if applicable), and Yonkers (if applicable) income tax withholding. Continued withholding (as reported on Form W2-G, *Certain Gambling Winnings*) will serve as an acceptable security in making a special accrual of lottery winnings as required by section 639 of the Tax Law.

If you became a New York State resident during the tax year, you must accrue any item of income, gain, loss, or deduction that, under an accrual method of accounting, would be reportable at the time you changed your residence, except that no accrual is required or allowed for items of income, gain, loss, or deduction derived from or connected with New York State sources.

Any item of income, gain, loss, or deduction accrued up to the time you changed your residence must be excluded in determining your New York source income, New York adjusted gross income, minimum taxable income, or total taxable amount of lump-sum distributions, for the year of change or any subsequent year.

The New York adjusted gross income of a part-year resident must include special accruals and any applicable modifications (see *New York additions* beginning on page 19 and *New York subtractions* beginning on page 22) as if the accrued items were includable or allowable for federal income tax purposes.

New York State resident, nonresident, and part-year resident defined

You may have to pay income tax as a New York State resident even if you are not considered a resident for other purposes. For income tax purposes, your resident status depends on where you were domiciled and where you maintained a permanent place of abode during the taxable year.

In general, your domicile is the place you intend to have as your permanent home. Your domicile is, in effect, the **state** where your permanent home is located. It is the place you intend to return to whenever you may be away (as on vacation abroad, business assignment, education leave, or military assignment).

You can have only one domicile. Your New York domicile is not changed until you can demonstrate that you have abandoned your New York domicile and established a new permanent domicile outside New York State.

A change of domicile must be *clear and convincing*. Easily controlled factors such as where you vote, where your driver's license and registration are issued, where your will is located, or similar items are **not** the primary factors to be taken into consideration in determining where you are domiciled. To properly determine whether you have changed your domicile, you should first consider a comparison of your primary ties in both locations. For example, compare (1) the size, value, and nature of use of your first residence to the size, value, and nature of use of your newly acquired residence; (2) your employment and business connections in both locations; (3) the amount of time spent in both locations; (4) the physical location of items that have significant sentimental value to you in both locations; and (5) your close family ties in both locations. A change of domicile is *clear and convincing* only when your primary ties are clearly greater in the **new** location. When weighing your primary ties, keep in mind that depending upon your overall lifestyle, some ties may weigh more heavily than others. It is the responsibility of the taxpayer to make available, if requested by the Tax Department, documentation showing that the necessary intention to effect a change of domicile existed.

If you move to a new location but intend to stay there only for a limited amount of time (no matter how long), your domicile does not change. For example: *Mr. Green of ABC Electronics in Elmira, New York was temporarily assigned to the Atlanta, Georgia branch office for two years. After his stay in Atlanta, he returned to his job in New York State. His domicile did not change during his stay in Georgia; it remained New York State.*

If your domicile is New York State and you go to a foreign country because of a business assignment by your employer, or for study, research, or any other purpose, your domicile does not change unless you show that you definitely do not intend to return to New York State.

A *permanent place of abode* is a residence (a building or structure where a person can live) you permanently maintain, whether you own it or not, and usually includes a residence your husband or wife owns or leases. A place of abode is not permanent if you maintain it only during a temporary or limited period of time for a particular purpose.

Resident

You are a New York State resident if:

- a) Your domicile is **not** New York State, but you maintain a permanent place of abode in New York State and spend **184 days or more** in New York State during the taxable year. However, if you are a member of the armed forces, and your domicile is not New York State, you are not a resident under this definition; or
- b) Your domicile is New York State unless you meet **all three** of the conditions in either Group A or Group B as follows:

Group A

- 1) You did not maintain any permanent place of abode in New York State during the taxable year; **and**
- 2) you maintained a permanent place of abode outside New York State during the entire taxable year; **and**
- 3) you spent **30 days or less** in New York State during the taxable year.

Group B

- 1) You were in a foreign country for at least 450 days during any period of 548 consecutive days; **and**
- 2) you spent **90 days or less** in New York State during this 548-day period, and your spouse (unless legally separated) or minor children spent **90 days or less** in New York State during this 548-day period in a permanent place of abode maintained by you; **and**
- 3) during the nonresident portion of the taxable year in which the 548-day period begins and during the nonresident portion of the taxable year in which the 548-day period ends, you were present in New York State for no more than the number of days which bears the same ratio to 90 as the number of days in such portion of the taxable year bears to 548.

This condition is illustrated by the following formula:

$$\frac{\text{Number of days in the nonresident portion}}{548} \times 90 = \text{Maximum number of days allowed in New York State}$$

Nonresident

You are a New York State nonresident if you were not a resident of New York State for any part of the year.

Part-year resident

You are a New York State part-year resident if you meet the definition of resident or nonresident for only part of the year.

For the definition of a **city** resident, nonresident, and part-year resident, refer to the definitions of a New York State resident, nonresident, and part-year resident above and substitute the word *City* in place of the word *State*.

Who must file *(continued)*

Joint and separate returns for married taxpayers

If you filed a joint federal return and:

- both spouses are nonresidents and both have New York source income, or
- one spouse is a part-year resident and the other is a nonresident with New York source income, or
- both spouses are part-year residents,

you must file a joint New York State return using filing status ②. Both spouses must sign the return and will generally be jointly and severally, (individually) liable for the entire tax, penalty or interest due. This means that if one spouse does not pay the tax due, the other may have to. **Do not complete or attach Form IT-203-C to your return.**

Exception: If you meet one of the preceding three conditions but are unable to file a joint New York State return because the address or whereabouts of your spouse is unknown, or your spouse refuses to sign a joint New York State return, you **may** file a separate New York State return using filing status ③.

A separate return may be filed using the above exception **only** if you meet at least one of the following conditions:

- You can demonstrate that the address and whereabouts of your spouse are unknown, reasonable efforts have been made to locate your spouse, and good cause exists for the failure to file a joint New York return.
- Reasonable efforts have been made to have your spouse sign a joint return, there exists objective evidence of alienation from your spouse, such as judicial order of protection, legal separation under a decree of divorce or separate maintenance, or living apart for the 12 months immediately preceding application to file a separate return, or commencement of an action for divorce or commencement of certain family court proceedings, and good cause exists for the failure to file a joint New York return.

If you filed a joint federal return and:

- both spouses are nonresidents but only one has New York source income, or
- one spouse is a part-year resident and the other is a nonresident with no New York source income,

you must file a joint New York State return using filing status ② and include in the *Federal amount* column the joint income as reported on your federal income tax return. However, only the spouse with New York source income (or the part-year resident spouse) should sign Form IT-203. **That spouse must also complete Form IT-203-C, *Nonresident or Part-Year Resident Spouse's Certification*, and attach it to the front of Form IT-203.** In this case, any refund or notice of tax, penalty, or interest due will be issued only in the name of the spouse required to sign Form IT-203.

Innocent spouse relief

You may qualify for relief from liability for tax on a joint return if (1) there is an understatement of tax because your spouse omitted income or claimed false deductions or credits; (2) you are divorced, separated, or no

longer living with your spouse; or (3) given all the facts and circumstances, it would be unfair to hold you liable for the tax. See Form IT-285, *Request for Innocent Spouse Relief (and Separation of Liability and Equitable Relief)*, for more information. Form IT-285 is used only for innocent spouse relief under the three circumstances stated above. Do **not** file Form IT-285 with your return.

If you want to disclaim your spouse's past-due support or a past-due legally enforceable debt to the Internal Revenue Service (IRS) or to a New York State agency because you do not want to apply your part of a joint refund or refundable credit to a debt owed solely by your spouse, use Form IT-280, *Nonobligated Spouse Allocation*. Form IT-280 must be completed and attached to the back of your original return when filed. (Also see *Disclaiming of spouse's debt* at line 63 on page 30.)

If you filed a joint federal return and one spouse is a New York State resident and the other is a nonresident or part-year resident, you must file separate New York State returns, using filing status ③. The New York State resident must use either Form IT-200 or Form IT-201; the nonresident or the part-year resident, if required to file a New York return, must use Form IT-203. However, if both of you choose to file as New York residents, you may elect to file a joint New York State resident return, using filing status ② on Form IT-100, IT-200, or IT-201. Both spouses must sign the joint return and will be jointly and severally (individually) liable for the entire tax, penalty, or interest due.

Generally, you must file a joint New York State return if you wish to claim the New York State child and dependent care credit. However, if one spouse is a nonresident or part-year resident and the other spouse is a resident and both spouses have New York source income, and they file separate New York returns, the credit may be claimed on the separate return of the spouse with the lower taxable income.

If you each filed a separate federal return, each spouse having New York source income must file a separate New York State return.

Members of the armed forces

If your permanent home (domicile) was outside New York State when you entered the military, you do not become a New York State resident even if you were assigned to duty in New York State and establish a place of abode in New York State. If you are a New York State nonresident, your military pay is not subject to New York State tax. However, if you must file a New York State return on Form IT-203, you must enter your military pay in the *Federal amount* column even if it is not taxable to New York State. Any other income that you receive from New York State sources while you are a nonresident (including your spouse's income) may be subject to tax. If you have a civilian job in New York State during your off-duty hours, the income you receive is subject to income tax. Income or gain from property located in New York State, or from a business, trade or profession carried on in this state is also subject to tax.

If your permanent home (domicile) was in New York State when you entered the military, you are still a New York State resident and must file a resident return even if you are presently assigned to duty in another state or country.

Generally, your domicile does not change when you are serving temporarily in the armed forces of the United States. However, **if you meet all three conditions in Group A** on page 6 and want to file for a refund of any New York State income tax withheld, file nonresident Form IT-203 and attach an explanation which contains the following information:

- a statement that you had no permanent place of abode in New York State during the taxable year; and
- the location and a brief description of the permanent place of abode you maintained outside New York State and the beginning and ending dates of your stay there; and
- the exact number of days you were in New York State during the tax year.

Your barracks, bachelor officer's quarters, or quarters on ship generally do not qualify as a permanent place of abode.

If you meet all three conditions in Group B on page 6 and want to file for a refund, file Form IT-203 and attach a statement explaining how you meet the three conditions.

If you are stationed in a foreign country when your return is due and you qualify for an automatic two-month extension of time to file your federal return, you are automatically granted a two-month extension of time to file your New York State return.

For more information, see Publication 361, *New York State Income Tax Information for Military Personnel and Veterans*.

City taxes: If you were a New York City or Yonkers resident when you entered the military and if your military pay is subject to New York State income tax, it is also subject to New York City or Yonkers taxes. However, if you meet the conditions for nonresident status, your military pay is not subject to the Yonkers nonresident earnings tax.

Exclusion of, or deduction from, foreign earned income

If you are entitled to claim a federal exclusion of, or deduction from, your foreign earned income (as stated under section 911 of the Internal Revenue Code (IRC)), you are also allowed to claim it on your New York State income tax return in the *Federal amount* column. You would also be allowed to claim that portion of the federal exclusion of, or deduction from, foreign earned income in the *New York State amount* column to the extent it relates to income reported in the *New York State amount* column. If you claim either the exclusion or the deduction, attach a copy of your federal Form 2555, *Foreign Earned Income*, or Form 2555-EZ, *Foreign Earned Income Exclusion*, to your New York State income tax return.

(continued)

Who must file (continued)

If you have not yet qualified for the exclusion or deduction but you have filed a federal return, you must also file a New York State return. You should report all income, including income earned in any foreign country, reported on your federal return. If you later qualify for an exclusion or deduction, you can file a claim for a refund on Form IT-113-X, *Claim for Credit or Refund of Personal Income Tax*, or you can file an amended return on Form IT-203-X, *Amended Nonresident and Part-Year Resident Income Tax Return*. Attach a copy of federal Form 2555 or 2555-EZ to your Form IT-113-X or to your Form IT-203-X. See *Amending your New York State return* on page 33 in these instructions.

U.S. nonresident aliens

If you are a U.S. nonresident alien for federal income tax purposes and are required to file federal Form 1040NR, U.S. Nonresident Alien Income Tax Return, or federal Form 1040NR-EZ, U.S. Income Tax Return for Certain Nonresident Aliens with No Dependents, you may be required to file a New York State nonresident return, Form IT-203. See *New York nonresidents and part-year residents* under *Who must file* on page 5 of these instructions.

If you must file a New York return and you checked filing status box 3, 4 or 5 on federal Form 1040NR, or box 2 on federal Form 1040NR-EZ, you must compute your New York State tax as married filing separately and check box 3 at item A on your Form IT-203. It is important to note that some income items and line references used on Form IT-203 do not correspond with those shown on federal Form 1040NR or 1040NR-EZ. The *Dependent exemption worksheet* for line 34 (on page 26) asks you to enter the number of exemptions from line 6d of your federal Form 1040 or 1040A. For a nonresident alien, the corresponding line to obtain this information is line 7d of federal Form 1040NR. Line 12 of federal Form 1040NR or line 5 of federal Form 1040NR-EZ is used to report income from scholarships and fellowships. Since there is no corresponding line on the New York State nonresident return, report this income as other income on line 15 of Form IT-203.

Also, if you filed federal Form 1040NR you should claim the New York deduction (itemized or standard) that is more advantageous to you.

Complete your return using the steps and line instructions beginning on page 12.

Deceased taxpayers

If a taxpayer died before filing a return for 2001, the taxpayer's spouse or personal representative may have to file and sign a return for that taxpayer. A personal representative can be an executor, administrator, or anyone who is in charge of the deceased taxpayer's property. If a taxpayer did not have to file a federal return but had New York State tax withheld, a New York State return must be filed to get a refund. If a joint federal income tax return was filed for the

deceased taxpayer and the surviving spouse, a joint New York State return can be filed on Form IT-203. The filing due date is the same as if the taxpayer had lived. The person who files the return for the deceased should write the taxpayer's first name and date of death in the area indicated at the top of the return.

If a fiduciary or court-appointed representative is filing a return claiming a refund for a deceased taxpayer, the fiduciary or representative must attach a copy of the certificate showing his or her appointment. If you are the surviving spouse and the refund is not more than \$1,000, the refund will be issued to you. As a surviving spouse, if the refund is more than \$1,000, you must complete Form AU-281.17, *Survivor's Affidavit*. Others, such as a child, father or mother, brother or sister, or niece or nephew of the decedent, must attach Form AU-281.17, regardless of the refund amount. Call or write us for this form. See *Need help?* on the back cover of these instructions.

Estates and trusts

Estates and trusts are subject to New York State personal income tax. The fiduciary for an estate or trust must file Form IT-205, *New York State Fiduciary Income Tax Return*.

Each nonresident and part-year resident beneficiary of an estate or trust must include his or her share of the estate or trust income, if any portion of that income is derived from or connected with New York sources, on Form IT-203. For more information on responsibilities of beneficiaries, see *Beneficiaries (estates and trusts)* on page 19 of these instructions.

Partnerships/limited liability partnerships or companies

Partnerships, limited liability partnerships (LLP) and limited liability companies (LLC), limited liability investment companies (LLIC), and limited liability trust companies (LLTC) that are treated as partnerships for federal purposes, are not subject to the New York State personal income tax but individual members of the partnership are. If your partnership has a partner who is a New York State resident, or if the partnership has any income from New York State sources, it must file Form IT-204, *Partnership Return*. If you were a partner with New York source income, transfer your share of income or loss, deductions and adjustments from Form IT-204 to your Form IT-203. If your partnership carried on a business in New York City, it may also be required to file Form NYC-204, *City of New York Unincorporated Business Tax Partnership Return*. For more information, see the instructions for Form NYC-204. You can get this form and its instructions by calling the New York City Department of Finance. See *How to get New York City forms* below.

Since New York State does not administer the New York City unincorporated business tax, do not file your Form NYC-204 with your state return.

How to get New York City forms

If you need to get tax forms and instructions from the New York City Department of Finance, you can access the NYC government Web site, *New York City Link*, at www.nyclink.org/finance

You can also get forms by calling **New York City Tax Fax** at (718) 935-6114 from the telephone connected to your fax machine or modem (24 hours a day, 7 days a week); by calling **New York City Taxpayer Assistance** at (718) 935-6000 Monday through Friday between the hours of 9:00 a.m. and 4:30 p.m.; or by using the **Access Finance Kiosk** to print the forms you need (for hours and locations, call (718) 935-6736 and select message 143).

Nonresidents of Yonkers

If you were not a Yonkers resident for 2001 but you earned wages or self-employment income from Yonkers and you have to file a New York State income tax return, you must also file Form Y-203, *City of Yonkers Nonresident Earnings Tax Return*.

If you are married, you cannot file jointly on Form Y-203. If you each have taxable earnings, you must each file a separate Form Y-203. Form Y-203 is due at the same time as your state return and must be attached to it. For more information, see the Form Y-203 instructions.

Part-year residents of New York City and Yonkers

If you changed your New York City or Yonkers resident status during the year, you must complete Form IT-360.1, *Change of City Resident Status*, and pay New York City resident tax or Yonkers resident income tax surcharge for the part of the year that you lived in New York City or Yonkers. If you earned wages in Yonkers or conducted a trade or business there (either as an individual or a member of a partnership) during the part of the year that you were not a Yonkers resident, you must complete Form Y-203, *City of Yonkers Nonresident Earnings Tax Return*, and pay any tax due. For more information, see Form IT-360.1-1, *Instructions for Form IT-360.1*.

City of New York school tax credit

If you or your spouse (if married) are a New York City part-year resident, and cannot be claimed as a dependent on another taxpayer's federal return, you may be entitled to the city of New York school tax credit. See the instructions for line 55 on page 28.

TIP

Even if you do not have to file an income tax return, you may still claim the city of New York school tax credit by filing only Form NYC-210, City of New York School Tax Credit.

For more information, see Form NYC-210. If you are filing a tax return on Form IT-100, IT-200, IT-201, or IT-203, **do not** complete Form NYC-210; you claim the credit directly on your return (on Form IT-100, it is computed automatically for you).

**TIP****You may be eligible for free e-file!**

E-file is faster and more accurate than paper filing, and now, if you qualify, it may be free. Several tax preparers and tax preparation software providers are offering free or discounted electronic tax filing. You may also be able to file your return over the Internet. For more details, visit our electronic filing Web site at:

www.tax.state.ny.us/elf

You may file your income tax return electronically, using your personal computer and one of the many commercially available software packages, or you may choose to have a tax professional electronically file your return for you.

Electronic filing is the fastest way to receive your refund, if you are entitled to one. The speed and accuracy of computers allow electronic returns to be processed faster than paper returns, and since all electronic returns are prepared using software programs that have been approved by the Tax Department, the possibility of errors and delays is greatly reduced. To receive your refund even faster, you may choose to have it deposited directly into your savings or checking account.

The following forms may be filed electronically:

- IT-200, *Resident Income Tax Return*
- IT-201, *Resident Income Tax Return*
- IT-201-ATT, *Itemized Deduction, and Other Taxes and Tax Credits*
- IT-203, *Nonresident and Part-Year Resident Income Tax Return*
- IT-203-ATT, *Income Allocation and Itemized Deduction*
- IT-203-B, *Other New York State and City of New York Taxes and Tax Credits*
- IT-203-C, *Nonresident or Part-Year Resident Spouse's Certification*
- IT-112-R, *New York State Resident Tax Credit*
- IT-112.1, *New York State Resident Credit Against Separate Tax on Lump-Sum Distributions*
- IT-212, *Investment Credit*
- IT-212-ATT, *Claim for Historic Barn Rehabilitation and Employment Incentive Credit*
- IT-214, *Claim for Real Property Tax Credit for Homeowners and Renters*
- IT-215, *Claim for Earned Income Credit*
- IT-216, *Claim for Child and Dependent Care Credit*
- IT-217, *Claim for Farmers' School Tax Credit*
- IT-219, *Credit for City of New York Unincorporated Business Tax*
- IT-220, *Minimum Income Tax*
- IT-230, *Separate Tax on Lump-Sum Distributions*
- IT-272, *Claim for College Tuition Credit for New York State Residents*
- IT-280, *Nonobligated Spouse Allocation*
- IT-360.1, *Change of City Resident Status*
- IT-370, *Request for Extension of Time to File*
- IT-2105.9, *Underpayment of Estimated Income Tax by Individuals and Fiduciaries*
- Y-203, *City of Yonkers Nonresident Earnings Tax Return.*

Note: Not all software packages and preparers may be able to file all of these forms electronically for 2001, so you should verify that the one you select can file the forms that you need.

You may pay the balance due on an electronically-filed return by submitting a check or money order with Form IT-201-V, *Payment Voucher for Income Tax Returns Filed Electronically*, by credit card (see *Pay your taxes by credit card* on page 30), or by authorizing the Tax Department to withdraw the payment from your bank account (electronic funds withdrawal). Authorization and account information for electronic funds withdrawal must be included with your electronic return and cannot be changed once it is transmitted. The electronic funds withdrawal payment will be withdrawn on the date you indicate on your electronic return. To avoid interest and penalties, your check or money order must be mailed, credit card payment authorized, or electronic funds withdrawal made, by the filing deadline.

Other forms you may have to file

Form IT-203-ATT, *Income Allocation and Itemized Deduction, Attachment to Form IT-203*

You must complete **Schedule A** if you worked both in and out of New York State for an employer, and your income is not based on the volume of business transacted. You must complete **Schedule B** if you or your spouse maintained living quarters in New York State during any part of 2001. Complete **Schedule C** of this form if you itemized your deductions on your federal return and are claiming the itemized deduction on your New York return. Complete **Schedule D** if you are claiming the college tuition itemized deduction. For more information, see the *Instructions for Form IT-203-ATT*, beginning on page 34.

Form IT-203-B, *Other New York State and City of New York Taxes and Tax Credits, Attachment to Form IT-203*

Complete this form if you are subject to any other New York State or New York City taxes, or are claiming credits other than those reported on Form IT-203. For more information, see the instructions for Form IT-203-B beginning on page 37.

Form IT-220, *Minimum Income Tax*

Complete this form if you have New York State tax preference items totaling more than the allowable specific deduction of \$5,000 (\$2,500 if you are married and filing separately). The tax preference items are: depreciation (pre-1987), intangible drilling costs, section 1202 exclusion, and New York addition for restoration of net operating loss deduction. You may have to file Form IT-220 even if you are not required to file federal Form 6251, *Alternative Minimum Tax — Individuals*. For more information, see the instructions for Form IT-220.

Form IT-221, *Disability Income Exclusion*

Complete this form to figure the amount of your disability income that may be excluded from income on Form IT-203. To qualify, you must have retired due to permanent and total disability and you must not have reached age 65 when your tax year ended. If you claim this exclusion, the *Physician's statement* at the bottom of Form IT-221 may also have to be completed and signed by your doctor. For more information, see Form IT-221.

Form IT-230, *Separate Tax on Lump-Sum Distributions*

Complete Form IT-230 if you used federal Form 4972 to figure your federal tax on a lump-sum distribution from a qualified retirement plan. For more information, see the instructions for Form IT-230.

Form IT-399, *New York State Depreciation Schedule*

Complete this form if you are an individual, partnership, estate, or trust to calculate your New York depreciation deduction for property placed in service during taxable years beginning in 1981, 1982, 1983, and 1984. New York State does not allow ACRS depreciation for property placed in service (whether inside or outside New York State) during these years.

For property placed in service outside New York State for taxable years beginning after December 31, 1984, but before January 1, 1994, see addition A-13 on page 21.

Form IT-2105, *Estimated Income Tax Payment Voucher*

The total amount you must pay for 2002 through withholding and estimated tax is the lesser of:

1. 90% of the tax shown on the 2002 return, or
2. 100% of the tax shown on the 2001 return (110% of that amount if you are not a farmer or fisherman and the New York adjusted gross income (*Federal amount column*) shown on that return is more than \$150,000 or, if married filing separately, more than \$75,000).

However, if you did not file a 2001 tax return, or if your 2001 return did not cover all 12 months, item 2 above does not apply.

For more information, see Form IT-2105-I, *Instructions for Form IT-2105 (Estimated Income Tax Payment Voucher For Individuals)*.

You must pay estimated tax for 2002 if you expect to owe at least \$300 of New York State or New York City or Yonkers tax after deducting tax withheld and credits you are entitled to claim.

If you paid estimated tax for 2001 and filed a 2000 New York State income tax return, you will automatically receive a 2002 estimated tax packet in the mail (see the *Notice* at the bottom of page 4). Your packet will include your account statement for tax year 2001. It will show the total amount recorded in your account as of the date shown on the statement.

(continued)

Other forms you may have to file (continued)

Review this statement carefully. If you disagree with any of the information, complete Form IT-2105.1 and fax or mail it immediately. **Fax: (518) 457-2249 or mail: NYS Tax Department, Estimated Tax Unit, Building 8 Room 531, W A Harriman Campus, Albany NY 12227.** Do not use a pre-addressed peel-off label for this form or attach Form IT-2105.1 to your Form IT-203. You may also check your account by accessing our Web site and clicking on the *Online Services* tab, instead of using Form IT-2105.1.

If you do not receive your 2002 estimated tax packet by the date your first payment is due (generally April 15) or you would like to begin making estimated tax payments, call or write us for forms and instructions. See *Need help?* on the back cover of these instructions.

Estimated income tax for estates and trusts – Estates and trusts must make estimated tax payments. However, estates (and certain grantor trusts that receive the residue of the decedent's estate under the decedent's will) are exempt from paying estimated tax for the first two years after the decedent's death. Generally, an estate or trust must pay estimated tax if the estate or trust is expected to owe, after subtracting its withholdings and credits, at least \$300 in New York State income tax for 2002.

A fiduciary of an estate or trust who makes an election to allocate any portion of the estate's or trust's estimated tax payment among the beneficiaries must file Form IT-205-T, *Allocation of Estimated Tax Payments to Beneficiaries*. For more information, see the instructions for Form IT-205.

New York State net operating loss (NOL)

Nonresident – The New York State net operating loss to be included in the *New York State amount* column of a nonresident's Form IT-203 must be figured in the same manner as the corresponding federal deduction, but using only New York State items of income, gain, loss, and deduction in the computation. New York State modifications are **not** included in the computation of the NOL or in determining the amount of loss to be used in the carryback or carryover year.

It is possible, because of the above rules, for a nonresident to have a New York State NOL without having a federal NOL, or to have a New York State NOL that is larger or smaller than the corresponding federal NOL. A nonresident individual claiming a net operating loss for New York State purposes but not for federal income tax purposes must file Form IT-203. See *Who must file* beginning on page 5 of these instructions.

Part-year resident – A part-year resident of New York State who incurs losses in the resident or nonresident period, or both, must make a separate NOL computation for each period (resident and nonresident), using only those items of income, gain, loss, or deduction attributable to each period. For the resident period, compute the NOL using only those items of income, gain, loss, and deduction that would have been reported if a separate federal

return was filed for the period of New York State residence. For the nonresident period, compute the NOL using the above rules for nonresidents.

To report a net operating loss (NOL) on Form IT-203, see the instructions for *Line 15, Other income*, on page 18.

File Form IT-113-X to claim a personal income tax refund based upon a net operating loss (NOL) carryback if the NOL and any related adjustments are the only changes being made to the carryback year.

Attach the following material to Form IT-113-X:

- A copy of the federal return for the loss year.
- For part-year residents, a copy of the federal NOL computation for the resident period and an attachment showing how the New York State loss was computed for the nonresident period.
- For nonresidents, a Form IT-203-X, *Amended Nonresident and Part-Year Resident Income Tax Return*, for the carryback year showing how the loss was computed. Write **Recomputed to reflect the NOL** at the top of the front page of the Form IT-203-X (for the carryback year).
- A copy of the original New York State return for each year affected by the carryback.

For more information on claiming a personal income tax refund based upon an NOL, see Form IT-113-X.

Form IT-203-X, Amended Nonresident and Part-Year Resident Income Tax Return

Generally, an amended return claiming credit for, or a refund of, an overpayment must be filed within three years of the date that the original return was filed, or within two years of the date the tax was paid, whichever is later. However, if you file an amended federal return showing a change in your taxable income, tax preference items, total taxable amount or capital gain or ordinary income portion of a lump-sum distribution, claim for the earned income credit, credit for child and dependent care expenses, or the amount of any federal foreign tax credit affecting the computation of the New York State resident credit (does not apply to nonresidents), you must also file an amended New York State return within 90 days from the date you amend your federal return if the change increases or decreases your New York State tax.

You must also file an amended return to correct any error on your original nonresident and part-year resident return, and to report changes made by the IRS.

- If the IRS changes **any** of the following:
- taxable income
 - tax preference items
 - total taxable amount or capital gain or ordinary income portion of a lump-sum distribution
 - the amount of your earned income credit
 - the amount of your credit for child and dependent care expenses
 - the amount of any claim of right adjustment

- the amount of any federal foreign tax credit affecting the computation of the New York State resident credit (does not apply to nonresidents) for taxes paid to a province of Canada
- disallows your refund claim and the change increases or decreases your New York State tax, you must report these changes to the New York State Tax Department within 90 days from the date the IRS makes its final determination.

See page 33 for more information on completing and filing an amended return.

Reminders

You may be eligible for one or more of the following credits:

Credit type	For information see instructions on page
Credits that reduce tax (but cannot be carried forward)	
New York State household credit	27
Part-year city of New York household credit	*
New York State child and dependent care credit	27
New York State earned income credit (nonresident portion)	27
Resident credit against separate tax on lump-sum distributions	38
Resident credit	38
New York State (and city of New York*) accumulation distribution credit	38
Credit for part-year city of New York unincorporated business tax (UBT) paid	*
Defibrillator credit	38
QEZE tax reduction credit	38
Credits that reduce tax and the excess (if any) may be carried forward to future years	
Part-year solar electric generating equipment credit	38
Investment credit	38
Financial services industry (FSI) investment credit	39
Empire zone (EZ) investment tax credit and EZ employment incentive credit	39
Financial services industry EZ investment credit and employment incentive credit	39
EZ wage tax credit	39
ZEA wage tax credit	39
EZ capital tax credit	39
Qualified emerging technology company (QETC) employment credit	39
QETC capital tax credit	39
Special additional mortgage recording tax credit carryover	39
Solar and wind energy credit carryover	39
Employment of persons with disabilities credit	39
Alternative fuels credit	39
Residential fuel oil storage tank credit ...	39
Green building credit	39
Low-income housing credit	40

(continued)

* Claim these credits on Form IT-360.1.

Reminders (continued)

Credit type	For information see instructions on page
Refundable credits	
Part-year city of New York school tax credit	28
Part-year resident refundable New York State child and dependent care credit	40
Part-year resident refundable New York State earned income credit	40
Farmers' school tax credit	40
Investment credit for new businesses	40
Financial services industry investment credit for new businesses	40
EZ investment tax credit and EZ employment incentive credit for new businesses	40
Financial services industry EZ investment tax credit and financial services industry EZ employment incentive credit for new businesses	40
EZ wage tax credit for new businesses	40
ZEA wage tax credit for new businesses	40
QETC employment credit for new businesses	40
Industrial or manufacturing business (IMB) credit for energy taxes	40
QEZE credit for real property taxes	40
New York State claim of right credit	40
City of New York claim of right credit	40
City of Yonkers claim of right credit	40

Refunds and refundable credits

Even if you do not have to file a return, you should file to get a refund if New York State, New York City, or Yonkers income taxes were withheld from your pay or you are eligible to claim one of the refundable credits listed above.

Name and social security number

You must enter your name and social security number on all forms you send to us. **If you are making a payment**, write your social security number and **2001 Income Tax** on your check or money order.

You (and if married, your spouse, whether filing a joint return or married filing separately) must enter your social security number(s) in the boxes in the top right corner of Form IT-203, even when using the preprinted peel-off label.

Whole dollar amounts

You may round all money items on your return to the nearest dollar. For example, round \$10.49 to \$10; round \$10.50 to \$11. If you round to the nearest dollar, round for all amounts.

Wage and tax statements

Your employer must give you a wage and tax statement, federal Form W-2. This statement shows your total earnings and the amount of New York State, New York City, and Yonkers taxes withheld from your pay during the year.

If you received periodic annuity, pension, retired pay, or IRA payments, and income tax was withheld, the payer must give you a statement, federal Form 1099-R. This statement shows the amount of your gross and taxable retirement plan payments, and the New York State, New York City, and Yonkers tax withheld from your payments during the year.

If you received payments of lottery distributions and income tax was withheld from those payments, you should receive federal Form W-2G, *Certain Gambling Winnings*. This statement shows your total payments and the amount of New York State, New York City, and Yonkers taxes withheld during the year.

You must staple the New York State copy of federal Form W-2 (Copy 2) to the front of your return as shown in Step 7, *Return assembly*, on page 32 of these instructions. If you have not received your wage and tax statement by February 15, 2002, or if the statement you received is incorrect or lost, contact your employer.

Estimated tax paid

Enter the amount of estimated tax payments made for New York State, New York City, and Yonkers. Before completing this section of your return, review the account statement that was included with your estimated tax packet.

Report any discrepancies by completing Form IT-2105.1, provided in your estimated tax packet, and fax or mail it immediately. Fax: (518) 457-2249 or mail: NYS Tax Department Estimated Tax Unit, Building 8 Room 531, WA Harriman Campus, Albany NY 12227

Paid preparers must sign your return

Anyone you pay to prepare your return must sign it and fill in the other blanks in the paid preparer's area of your return. The preparer required to sign your return must sign it by hand; signature stamps or labels are not acceptable. If someone prepares your return and does not charge you, that person should not sign it.

Paid preparers may be subject to a penalty for failure to comply with certain requirements. For more information, see *Interest and penalties* on page 41.

Computer filled-in returns

If you use a computer to fill in your return, be sure you meet these requirements:

- If you do not use the official income tax forms that we provide, any computer-generated form you use must comply with the guidelines in Publication 75, *Specifications for Reproduction of Nonscannable New York State Income Tax Forms*, for tax year 2001.
- Your software must conform to current federal and state income tax laws.

Keep copies of your tax records

Please remember to keep a copy of your income tax return and all supporting schedules. Also keep any books, records, statements, or other related documents.

You may be asked by the Tax Department to provide copies of these records after filing your income tax return.

Check your withholding for 2002

If you want to change the amount of tax withheld from your paycheck, complete the enclosed Form IT-2104, *Employee's Withholding Allowance Certificate*, and give it to your employer.

Other withholding certificates – If your income is subject to allocation and you want to have your withholding adjusted to reflect the allocation, complete Form IT-2104.1, *New York State, City of New York, and City of Yonkers Certificate of Nonresidence and Allocation of Withholding Tax*, and give it to your employer.

If you change residence, or if you are a nonresident and the percentage of services you perform within the state or city changes substantially, you must notify your employer within 10 days.

Federal/state tax agreement

Under authority of federal and New York State laws, the New York State Department of Taxation and Finance and the Internal Revenue Service have entered into a federal/state agreement for the mutual exchange of tax information.

Privacy notification

The Commissioner of Taxation and Finance may collect and maintain personal information pursuant to the New York State Tax Law, including but not limited to, sections 171, 171-a, 287, 308, 429, 475, 505, 697, 1096, 1142, and 1415 of that Law; and may require disclosure of social security numbers pursuant to 42 USC 405(c)(2)(C)(i).

This information will be used to determine and administer tax liabilities and, when authorized by law, for certain tax offset and exchange of tax information programs as well as for any other lawful purpose.

Information concerning quarterly wages paid to employees is provided to certain state agencies for purposes of fraud prevention, support enforcement, evaluation of the effectiveness of certain employment and training programs and other purposes authorized by law.

Failure to provide the required information may subject you to civil or criminal penalties, or both, under the Tax Law.

This information is maintained by the Director of the Registration and Data Services Bureau, NYS Tax Department, Building 8, Room 338, W A Harriman Campus, Albany NY 12227; telephone 1 800 225-5829. From areas outside the United States and Canada, call (518) 485-6800.

When to file

File your return as soon as you can after January 1, 2002, but not later than the filing deadline, **April 15, 2002**. If you live in the state of New York (except the city of New York and the counties of Nassau, Rockland, Suffolk, and Westchester), Connecticut, Maine, Massachusetts, New Hampshire, Rhode Island, or Vermont, the filing deadline is April 16, 2002. If you file late, you may have to pay penalties and interest. See *Interest and penalties* on page 41.

Extension of time to file

If you know that you cannot meet the filing deadline, ask for an extension of time by filing New York State Form IT-370, *Application for Automatic Extension of Time to File for Individuals*. The time to file will be automatically extended for four months if you file Form IT-370 on time and, if required, pay any tax you owe with it.

Extension requests may also be filed via the internet; access the Tax Department's website for information or to submit an extension request. See *Need help?* on the back cover for the website address.

If you expect to receive a refund or anticipate having no amount of New York State, New York City or Yonkers income tax remaining unpaid as of the due date of the return, we will accept a copy of federal Form 4868, *Application for Extension of Time to File U.S. Individual Income Tax Return*, filed on or before the due date of the return. Attach another copy to your return when you file it. Write **New York State copy** at the top of the federal form.

If you are enclosing a payment with your extension request, mail Form IT-370 with your payment to: **Extension Request, PO Box 15106, Albany NY 12212-5106.***

If the balance due with your extension request is "0," mail Form IT-370 (or the copy of your federal Form 4868) to: **Extension Request-NR, PO Box 15105, Albany NY 12212-5105.***

If you qualify for an automatic two-month extension of time to file your federal income tax return because (1) you are a U.S. citizen or resident and live outside the U.S. and your main place of business or post of duty is outside the U.S. and Puerto Rico, or (2) you are in the military service outside the U.S. and Puerto Rico when your 2001 return is due, you are entitled to a similar two-month automatic extension of time to file your New York income tax return. The time to pay your New York State, New York City and city of Yonkers tax (with interest) is also similarly automatically extended. You must attach to your New York State return a statement showing that you qualify for the federal automatic two-month extension. If you cannot file on or before the end of this automatic two-month extension, file Form IT-370 and pay any tax due (with interest) with it to receive an additional two months to file. If you still need more time, you must file Form IT-372, *Application for Additional Extension of Time to File for Individuals*.

If you are a U.S. nonresident alien for federal income tax purposes and you qualify to file your federal income tax return on or before June 17, 2002, the filing deadline for your New York State return is June 17, 2002.

Where to file

Use the preaddressed envelope that came with your tax packet.* If you do not have one, address your envelope as follows:

For refund returns —

**STATE PROCESSING CENTER — REFUND '01
PO BOX 61000
ALBANY NY 12261-0001**

For all other returns —

**STATE PROCESSING CENTER
PO BOX 61000
ALBANY NY 12261-0001**

* If you use a delivery service other than the U.S. Postal Service, see *Private delivery services* on page 33.

Steps for preparing your return

Prepare your federal return first; much of the information on your New York State nonresident and part-year resident return will be the same. In many cases when New York State and federal tax laws are similar, the New York instructions do not repeat all the requirements, but instead, explain the differences.

If you used federal Form 8814 or 8615 to report your child's investment income, see page 5 for more information.

Step 1

Get all forms and publications you need.

If you need any forms or publications, see *Need help?* on the back cover.

Step 2

Get your tax records together.

If you received a salary or wages, get all your 2001 wage and tax statements together (Form W-2).

If you have not received your wage and tax statements by February 15, 2002, or if the form you received is incorrect, contact your employer.

Only your employer can issue or correct these forms.

If you had tax withheld from annuities, pensions, retired pay, or IRA payments, get together all of your federal Form(s) 1099-R. If you had tax withheld from lottery distributions, you will need your federal Form(s) W-2G.

If you are a part-year resident and you paid income taxes to another state, a local government within another state, the District of Columbia or a province of Canada during your period of New York State residence, get a copy of the income tax return you filed with that taxing authority.


If you made payments during the year for New York State, New York City or Yonkers estimated tax, compare your account statement included in your estimated tax packet with your records.

If you plan to take any credits or deductions, get all the supporting information and records you will need.

Step 3

Fill in your return.

Fill in your return using the line instructions for Form IT-203 that begin on page 13. Then continue with Step 4 on page 31.



**Think e-file ...
It's easy, fast, and safe.**

E-file provides the fastest and most accurate processing of your return, an electronic acknowledgment that your return has been received, and the quickest way to get your refund, especially when you use the direct deposit option. You can also e-file now and pay electronically later by electronic funds withdrawal from your bank account or by credit card. E-file is available through a paid preparer, from your home computer using New York State approved tax preparation software, or through the Internet (e-file may be offered as a free Internet service to certain filers). See page 9 and log on to:

www.tax.state.ny.us/elf

for more information.

Part-year resident income allocation worksheet (see instructions below)

Adjusted gross income		Federal income (all sources)	New York State resident period	New York State nonresident period			
		Column A Income from federal return	Column B Income from Column A for resident period	Column C Income from Column A for nonresident period	Column D Income from Column C from New York State sources		
Married persons filing separate New York State returns should complete separate worksheets.							
1	Wages, salaries, tips, etc.	1					
2	Taxable interest income	2					
3	Ordinary dividends	3					
4	Taxable refunds, credits or offsets of state and local income taxes	4					
5	Alimony received	5					
6	Business income or loss (from federal Schedule C or C-EZ)	6					
7	Capital gain or loss (from federal Schedule D)	7					
8	Other gains or losses (from federal Form 4797)	8					
9	Taxable amount of IRA distributions	9					
10	Taxable amount of pensions and annuities	10					
11	Rental real estate, royalties, partnerships, S corporations, trusts, etc. (from federal Schedule E)	11					
12	Farm income or loss (from federal Schedule F)	12					
13	Unemployment compensation	13					
14	Taxable amount of social security benefits	14					
15	Other income	15					
16	Add lines 1 through 15	16					
17	Total federal adjustments to income	17					
18	Subtract line 17 from line 16 (see instructions below). This is your federal adjusted gross income	18					

The combined total of Columns B and C should equal Column A. Add the amounts in Column B and D for each line of the worksheet above and transfer the total to the corresponding line of Form IT-203 in the **New York State amount** column.

Worksheet instructions

If you moved into or out of New York State during 2001, the Part-year resident income allocation worksheet will help you figure your New York State source income for the entire taxable year. You may round all money amounts on your return to the nearest dollar. For example, round \$10.49 to \$10; round \$10.50 to \$11. If you round to the nearest dollar, round for all amounts.

Column A — Enter the amounts of income and adjustments reported on your federal return plus all items you would be required to include if you were filing a federal return on the accrual basis.

Column B — Enter that part of the amount from Column A that you received during the period you were a New York State resident.

Column C — Enter that part of the amount from Column A that you received during the period you were a New York State nonresident.

Report in Column B if you moved out of New York State, or Column C if you moved into New York State, all items you would be required to report if you were filing a federal return on the accrual basis for the period before you changed your resident status. These accrual amounts are to be combined with the corresponding income on lines 1 through 18. See *Special accruals* on page 5.

Column D — Enter that part of the amount from Column C that you received during your nonresident period from:

- services you performed in New York State
- property located in New York State; and
- businesses, trades, professions or occupations conducted in New York State.

If your salary or wages were earned partially in New York State, you have to determine how much should be allocated to New York State and enter that amount in Column D. Complete Schedule A on the front of Form IT-203-ATT. Two additional Schedule A sections are provided on the back of this form. If you need to allocate wage and salary income from more than three jobs, complete and attach additional copies of this form.

Refer to each specific line instruction to determine the income from New York State sources earned during your nonresident period.

When you have completed the worksheet, transfer the amount in Column A of the worksheet to the corresponding line on Form IT-203 in the **Federal amount** column.

Add the amounts in Columns B and D for each line of the worksheet. Transfer the total to the corresponding line on Form IT-203 in the **New York State amount** column.

Example 1 — You moved from Indiana to New York on September 15, 2001. On your federal return, you report \$35,000 in total wages. Of this amount, \$12,000 was earned while you were a New York State resident. On line 1, you would enter \$35,000 in Column A, \$12,000 in Column B, \$23,000 in Column C and \$0 in Column D (no income was earned in New York State prior to the move).

Example 2 — You moved from New York State to Georgia on June 10, 2001. On June 1, 2001, your employer awarded you a guaranteed bonus of \$2,000 that was paid to you on July 1, 2001. You must enter the \$2,000 bonus in Column B, line 1, since this is income accruable to your resident period.

Example 3 — You moved from New Jersey to New York on May 10, 2001. You own stock in the XYZ Corporation which, on May 1, 2001, declared a \$1,000 dividend payable on June 1, 2001. You also received \$500 a month from rental property which was sold on April 30, 2001, and located in New York. You must report the \$1,000 dividend income in Column C on line 3, since this is considered to be income accruable to the nonresident period. The rental income is reported in Column C and in Column D on line 11, since this income is derived from New York State sources during your nonresident period.

Line 1**Wages, salaries, tips, etc.**

Federal amount column – Enter the total of all wages, salaries, fees, commissions, bonuses, tips, fringe benefits, etc., reported on your 2001 federal return. Include all of these items even if they were not reported by your employer on a wage and tax statement or other income statement.

New York State amount column – Enter that part of the *Federal amount* column that represents services performed in New York State as a nonresident.

If you were a part-year resident, you must also add the part of the federal amount that was earned while you were a resident.

Nonresident income earned partially in New York State – If any amount included in the *Federal amount* column, line 1, is income earned partly in New York State and does not depend directly on the volume of business transacted, figure the amount earned in New York State by completing Schedule A, *Allocation of wage and salary income to New York State*, on Form IT-203-ATT.

Using Schedule A, you will figure the amount allocable to New York State by determining the ratio of days (excluding nonwork days such as Saturdays, Sundays, holidays, sick leave, vacation, etc.) you worked in New York State to the total number of days you worked both in and out of the state during the year. This ratio will be applied to your total wage or salary income subject to allocation.

Work days are days on which you were required to perform the usual duties of your job. Any allowance for days worked outside New York State must be based upon the performance of services which, because of necessity (not convenience) of the employer, obligate the employee to out-of-state duties in the service of his employer. Such duties are those which, by their very nature, cannot be performed at the employer's place of business.

Applying the above principles to the allocation formula, normal work days spent at home are considered days worked in New York, and days spent at home that are not normal work days are considered to be nonworking days.

If your income subject to allocation depends entirely on the volume of business transacted, as in the case of a salesperson working on commission, do not use Schedule A. Divide your volume of business transacted in the state by your total volume of business transacted both in and out of New York State. Multiply your total income subject to allocation by this percentage. This is the amount of your income allocated to New York State. The location where the services or sales activities were actually performed determines where business is transacted. Attach a schedule to your return showing how you figured this allocation.

If you allocate your personal service income differently than explained above, attach a separate schedule showing complete details.

Form IT-203-ATT, Schedule A – Allocation of wage and salary income to New York State.

If any amount included on line 1 of Form IT-203 in the *Federal amount* column

represents wage and salary income earned both inside and outside New York State while a nonresident, and that income does not depend directly on the volume of business transacted, figure the amount earned in New York State by completing a Schedule A for each job where such wages or salaries were earned inside and outside New York State.

However, if you changed your residence into or out of New York State during the year, do not allocate any income earned for the resident period.

If you have to allocate wages or salaries received from more than one job, you must complete a separate Schedule A for each job showing the wages or salaries, and workdays, that apply to each job. Total the line *o* amounts from all Schedule A sections and include the total on line 1 of Form IT-203.

If the period of employment is less than a full year, base the figures you enter in Schedule A on the actual period of employment. For example, if you were employed in and out of New York State for separate periods of 170 days by one employer and 195 days by another employer, enter 170 days on line 1a of the first allocation schedule and 195 days on line 2a of the second schedule.

If you were married and both you and your spouse worked in New York State and earned wages subject to allocation, each of you must complete a separate Schedule A for each job with allocable wages. If you are filing jointly, include the combined amounts of wages allocated to New York from the separate Schedule A's on Form IT-203, line 1, in the *New York State amount* column.

TIP Failure to complete Schedule A of Form IT-203-ATT and attach it to your return will result in a delay in the processing of your return.

Line 2**Taxable interest income**

Federal amount column – Enter the taxable interest income reported on your federal return.

New York State amount column – Enter that part of the *Federal amount* column that represents interest income earned as a nonresident that is part of the receipts of a business, trade, profession or occupation carried on in New York State. If you carry on business both in and out of New York State, see the instructions for line 6.

If you were a part-year resident, you must also add the part of the federal amount that was earned while you were a resident.

Line 3**Ordinary dividends**

Federal amount column – Enter the ordinary dividends reported on your federal return.

New York State amount column – Enter that part of the *Federal amount* column that represents ordinary dividends earned as a nonresident that is part of the receipts of a business, trade, profession or occupation carried on in New York State. If you carry on

business both in and out of New York State, see the instructions for line 6.

If you were a part-year resident, you must also add the part of the federal amount that was earned while you were a resident.

Line 4**Taxable refunds, credits, or offsets of state and local income taxes**

Federal amount column – Enter the total taxable state and local income tax refunds, credits, or offsets included as income on your federal return. Also enter this amount on line 23, *Federal amount* column.

New York State amount column – Enter that part of the *Federal Amount* column that represents the amount derived from or connected with New York State sources as a nonresident. Also enter this amount on line 23, *New York State amount* column.

If you were a part-year resident, include that part of the *Federal amount* column that you received while you were a New York State resident and any amount derived from or connected with New York sources as a nonresident. Also include this amount on line 23, *New York State amount* column.

Line 5**Alimony received**

Federal amount column – Enter the total alimony received as reported on your federal return.

New York State amount column – Do not enter any alimony received for the period you were a nonresident.

If you were a part-year resident, enter only that part of the *Federal amount* column which represents the total alimony received while you were a New York resident.

Line 6**Business income or loss**

Federal amount column – Enter your business income or loss reported on your federal return and attach a copy of your federal Schedule C or Schedule C-EZ.

New York State amount column – Enter the part of the *Federal amount* column that represents business income or loss you received as a nonresident from a business, trade or profession carried on in New York State.

If you were a part-year resident, you must also add the part of the federal amount that represents business income or loss you received while you were a resident.

Business carried on – Your business, trade, profession or occupation (not including personal service as an employee) is considered to be carried on in New York State if you have, maintain, operate or occupy desk space, an office, a shop, a store, a warehouse, a factory, an agency or other place where your affairs are regularly carried on in New York State. This definition is not exclusive. Your business is considered to be carried on in New York State if it is transacted here with a fair measure of permanency and continuity.

Business carried on both in and out of New York State – If your business, trade or profession is carried on both in and out of New York State and you maintain accounts clearly reflecting income from the New York operations, enter the net profit or loss from business carried on in New York State on line 6 in the *New York State amount* column.

If the New York State income of the business cannot be determined from your books, income from business carried on both in and out of New York State must be allocated according to a prescribed formula or an approved alternative method. Form IT-203-A, *Nonresident Business Allocation Schedule*, containing the statutory formula and other instructions pertaining to the allocation of business income, must be completed for this purpose and attached to Form IT-203. If you submit an alternative method for allocation, you must also complete Form IT-203-A and submit all information about your own method of allocation.

If you are self-employed and carry on a trade, business or profession in New York City, you may also be required to file Form NYC-202, *City of New York Unincorporated Business Tax Return*. For more information, see the Instructions for Form NYC-202. You can get this form and its instructions by calling the NYC Department of Finance. See *How to get New York City forms* on page 8. Since New York State does not administer the New York City unincorporated business tax, **do not** file your Form NYC-202 with your state return.

Line 7

Capital gain or loss

Federal amount column – Enter your capital gain or loss from the sale or exchange of property, including securities, as reported on your federal return. Attach a copy of federal Schedule D, if one was required to be completed for federal purposes, and any related schedules.

New York State amount column –

Nonresidents – Figure the amount to be included on line 7, *New York State amount* column, as capital gain or loss from New York State sources in accordance with federal provisions for determining capital gains and losses. This includes a deduction for any capital loss carryover from New York State sources. Use a copy of federal Schedule D (Form 1040) as a worksheet in determining your New York capital gain or loss. Include in your computations only transactions that were from New York State sources. If these computations result in a net capital loss for New York State purposes, the loss is limited to \$3,000 (\$1,500 if you are married and filing separately) on the New York State return. Any balance of a 2001 net capital loss (in excess of the amount claimed on the 2001 return) will be treated as a carryover loss to be claimed on returns for later years.

Part-year residents – Enter that part of the *Federal amount* column that represents capital gains or losses realized during your resident period. Also include any capital gains or losses (included in the *Federal amount* column) realized during your period of nonresidence that are from New York State sources.

Capital transactions from New York sources – Include capital gains or losses derived from real or tangible personal property located within New York State, whether or not

connected with a trade or business, and capital gains or losses from stocks, bonds and other intangible personal property used in or connected with a business, trade, profession or occupation carried on in New York State. Also include your share of any capital gain or loss derived from New York sources of a partnership of which you are a member (from Form IT-204), an estate or trust of which you are a beneficiary (from Form IT-205 or IT-205-A) or an electing New York State S corporation of which you are a shareholder (obtain your share of these items from the S corporation). If any capital gains or losses are from business property (other than real property) of a business carried on both in and out of New York State, apply the business allocation percentage (from Form IT-203-A) or approved alternative method in determining the New York capital gain or loss. Gains and losses from the sale or disposition of real property are not subject to allocation. In all cases, use the federal basis of property in computing capital gains or losses.

Line 8

Other gains or losses

Federal amount column – Enter the other gains or losses from the sale or exchange of assets used in a trade or business, as reported on your federal return. Attach a copy of federal Form 4797.

New York State amount column – As a nonresident, figure the amount(s) to be included on line 8, in the *New York State amount* column, as the gain or loss from the sale or exchange of noncapital assets by applying the federal provisions for determining gains or losses from the sale or exchange of other than capital assets to your New York State transactions.

If you were a part-year resident, you must also add the part of the federal amount that was from other gains or losses from the sale or exchange of noncapital assets while you were a resident.

Noncapital transactions from New York State sources are those noncapital transactions includable in your federal return pertaining to property used in connection with a business, trade, profession or occupation carried on in New York State. Also included is your share of any noncapital gain or loss from a partnership of which you are a member (from Form IT-204) or an estate or trust of which you are a beneficiary (from Form IT-205 or IT-205-A) or an electing New York State S corporation of which you are a shareholder (obtain your share of these items from the S corporation). Use Form IT-203-A if an allocation is required.

Line 9

Taxable amount of IRA distributions

Federal amount column – Enter the amount reported on your federal return.

New York State amount column –

Nonresidents – **Do not** enter any part of the *Federal amount* in the *New York State amount* column.

If you were a **part-year resident**, enter only that part of the federal amount that was received while you were a resident.

See the instructions for line 27 on page 22 to see if you qualify for the pension and annuity income exclusion.

Line 10

Taxable amount of pensions and annuities

Federal amount column – Enter the taxable amount of pensions and annuities reported on your federal return.

New York State amount column –

Nonresidents: Certain pension income received while a nonresident is **not** taxable to New York State and should not be included in the *New York State amount* column.

Section 114 of Title 4 of the U.S. Code creates a limitation on state income taxation of certain pension income. The law prohibits states from taxing certain retirement income of a nonresident. It protects all income received from pension plans recognized as *qualified* under the IRC and also exempts income received under certain deferred compensation plans that are *nonqualified* retirement plans under the tax code, but which meet additional requirements.

For more information, see Publication 36, *General Information for Senior Citizens and Retired Persons*, and Publication 88, *General Tax Information for New York State Nonresidents and Part-Year Residents*.

Even if your pension or other retirement benefit is not exempt under Title 4 of the U.S. Code, it is still exempt if it meets the New York definition of an annuity.

If the pension and annuity income is **not** exempt from New York tax, as explained above, and is based on services performed inside and outside New York State, enter on line 10 the amount of pension and annuity income received to the extent that the services were performed in New York State.

Part-year residents: Enter that part of the *Federal amount* column that represents the taxable amount of pensions and annuities received while a New York State resident.

Do not enter that part of the *Federal amount* column that represents a pension or annuity or other retirement benefit that is exempt from New York tax (as described above) because you received it as a nonresident.

If the amount on line 10 represents a pension or other benefit paid by the New York State or a municipal retirement system (including distributions from the TIAA-CREF Optional Retirement Program) or the United States, its territories or possessions, political subdivisions of these territories or possessions, the District of Columbia or any agency or instrumentality of any of the above (including the military), also include this amount on line 24. For more information, see the instructions for line 24 on page 22.

If you entered an amount on line 10, either column, see the instructions for line 27 on page 22 to see if you qualify for the pension and annuity income exclusion.

Line 11

Rental real estate, royalties, partnerships, S corporations, trusts, etc.

Federal amount column – Enter the amount reported on your federal return and attach a copy of federal Schedule E.

New York State amount column – Enter that part of the *Federal amount* column that was derived from or connected with New York State sources as a nonresident. See the

instructions below relating to each type of income received from these sources.

If you were a part-year resident, you must also add the part of the *Federal amount* column that was received from these sources while you were a resident.

Rent and royalty income — As a nonresident, report in the *New York State amount* column rents and royalties from: (1) real property located in New York State, whether or not used in connection with a business; (2) tangible personal property not used in a business if such property is located in New York State; and (3) tangible and intangible personal property used in or connected with a business, trade, profession or occupation carried on in New York State.

If a business is carried on both in and out of New York State, apply the business allocation percentage (from Form IT-203-A) or alternate method to items included in item (3) in the preceding paragraph to determine the income from New York State sources. However, do not allocate income from real property. That income must be entirely included if the real property is located in New York State and entirely excluded if the real property is located outside New York State.

Also report in the *New York State amount* column your share of any rental or royalty income from a partnership of which you are a member (from Form IT-204) or an estate or trust of which you are a beneficiary (from Form IT-205 or IT-205-A).

Partnerships — As a nonresident, enter in the *New York State amount* column your distributive share of partnership income obtained from Form IT-204. If your distributive share includes any other items of partnership income taxable to a nonresident, those items must be included elsewhere in the *New York State amount* column on the appropriate lines. For example, your share of a partnership's New York capital gain would be included in determining the amount to be reported on line 7.

S corporation shareholders — As a nonresident, enter in the *New York State amount* column your pro rata share of an electing New York S corporation's items of income, gain, loss and deduction. Obtain your share of these items from the S corporation. If your share includes any other items of income, such as dividends or capital gains, those items must be included elsewhere in the *New York State amount* column on the appropriate lines. If the corporation carried on business both in and out of New York State, the corporation's business allocation percentage and investment allocation percentage determined under Article 9-A, or the entire net income allocation percentage determined under Article 32, must be used to figure the amount of your income or loss that was derived from or connected with New York State sources.

Part-year resident of a partnership or part-year resident of an S corporation — If you were a **part-year resident**, you must determine your distributive share of partnership income and your pro rata share of S corporation income to be reported on the *Part-year resident income allocation worksheet* (on page 14), according to the

number of days in your resident and nonresident periods. The portion prorated to your nonresident period is limited to the percentage of the distributive share of partnership income and the pro rata share of S corporation income derived from or connected with New York State sources.

Based on these rules, the amount of an individual's distributive or pro rata share of partnership or New York S-corporation income to be included in the *New York State amount* column is computed using the following formula:

Step 1 (resident period) — To determine the individual's New York income while a resident, multiply the individual's distributive or pro rata share of income for federal income tax purposes for the tax year by a fraction whose numerator is the number of days in the individual's tax year that he or she was a resident of New York State, and whose denominator is the total number of days in the individual's tax year.

Step 2 (nonresident period) — To determine the portion of partnership or the S-corporation income attributable to the period of nonresidence and includable in New York source income, multiply the individual's federal distributive or pro rata share of income for federal income tax purposes by a fraction whose numerator is the number of days in the individual's tax year that he or she was a nonresident of New York, and whose denominator is the total number of days in the individual's tax year. Multiply this result by the partnership's or New York S corporation's New York allocation percentage for the year.

Step 3 — Add the amounts computed in Steps 1 and 2. This is the amount to include in the *New York State amount* column.

Example — Sam Smith was a partner in partnership Q during 2001. Partnership Q's taxable year ends on December 31, 2001. Partnership Q carried on business both within and outside New York State and has determined that the partnership's New York allocation percentage is 65%. For tax year 2001, the distributive share of income from partnership Q included in Sam's federal and New York adjusted gross income (the Federal amount column on Form IT-203) was \$40,000. Sam changed residence from New York State to New Jersey on September 30, 2001. Using Steps 1 through 3, the amount of partnership income that Sam Smith must include in New York source income (the New York State amount column) on his 2001 Form IT-203, New York State part-year resident return, is computed as follows:

$$\begin{array}{r} \text{Step 1 (resident period)} \\ 273 \\ \text{(number of days from} \\ \text{1/1/2001 - 9/30/2001)} \\ \hline 365 \end{array} \times \$40,000 = \$29,917.81$$

$$\begin{array}{r} \text{Step 2 (nonresident period)} \\ 92 \\ \text{(number of days from} \\ \text{10/1/2001 - 12/31/2001)} \times \$40,000 \\ \hline 365 \end{array} = \$10,082.19 \times .65 = \$6,553.42$$

$$\begin{array}{l} \text{Step 3} \\ \text{Total amount to include in} \\ \text{New York State amount column} = \$36,471.23 \end{array}$$

Estates and trusts — Report in the *New York State amount* column your share of estate or trust income as a nonresident or part-year resident from New York State sources obtained from information provided by the fiduciary from Form IT-205 and Form IT-205-A. If your share includes any items of taxable estate or trust income from

New York State sources not reported on line 11, those items should be included elsewhere in the *New York State amount* column on the appropriate line describing that income.

Passive activity loss limitations — Any deduction for passive activity losses for a nonresident must be recomputed to determine the amounts that would be allowed if the federal adjusted gross income took into account only items of income, gain, loss or deduction derived from or connected with New York sources.

If you were a **part-year resident**, you must recalculate your passive activity loss limitations as if separate federal returns were filed for your resident and nonresident periods.

Line 12

Farm income or loss

Federal amount column — Enter the amount reported on your federal return and attach a copy of your federal Schedule F, Form 1040.

New York State amount column — Enter that part of the *Federal amount* column that represents income or loss from farming carried on in New York State as a nonresident.

Reporting farm income is similar to reporting business income. See the instructions for reporting business income (line 6) on page 15, including the instructions for reporting when business is carried on both in and out of New York State.

If you were a part-year resident, you must also add the part of the federal amount that represents farm income or loss for the period you were a resident.

Line 13

Unemployment compensation

Federal amount column — Enter the amount reported on your federal return.

New York State amount column — Enter that part of the *Federal amount* column that represents taxable unemployment compensation received as a nonresident and derived or resulting from employment in New York State.

If the unemployment compensation received from New York State sources is based on wage or salary income earned partly in and partly out of New York State, figure the amount allocable to New York State in the same manner as the wage and salary income on which it is based.

If you were a part-year resident, you must also add the part of the federal amount that was received while you were a resident.

Line 14

Taxable amount of social security benefits

Federal amount column — Enter the amount of taxable social security (and Tier 1 railroad retirement benefits) reported on your federal return. Also enter this amount on line 25.

New York State amount column — Nonresidents — Do not enter any amount received for the period you were a nonresident.

Part-year residents — If you were a part-year resident, enter that part of the *Federal amount* column that represents any taxable amount of social security (and Tier 1 railroad retirement

(continued)

benefits) you received while you were a New York State resident. Also enter this amount on line 25.

Line 15

Other income

Federal amount column – Enter the total other income reported on your federal return. Write each type of income and its amount in the white area on line 15. If you need more room, make a list showing each type of income and its amount, and attach the list to your New York return.

New York State amount column – Enter that part of the **Federal amount** column derived from or connected with New York State sources as a nonresident.

New York State Lottery winnings – Prizes won by a **nonresident** in the New York State Lottery are New York source income includable in the New York State amount column if:

- the prize was won on or after October 1, 2000, and
- the total proceeds of the prize are more than \$5,000.

Proceeds means the total amount of the prize won (not the installment amount, if the prize is payable in installments), less the cost to purchase just the winning ticket. If the prize is won by a group, the total prize won by the group (less the cost of the winning ticket), and not each group member's share of the prize, is used to determine if the proceeds exceed \$5,000.

Accordingly, if you won a New York State Lottery prize on or after October 1, 2000, and the proceeds of that prize were more than \$5,000, the total amount of the prize (not the proceeds) you received during 2001 that was included in the **Federal amount** column on line 15 must also be included in the **New York State amount** column on line 15.

However, if you won more than one lottery prize on or after October 1, 2000, but none of the proceeds of the individual prizes exceeded \$5,000, do not include any of the prize(s) in the **New York State amount** column. This is true even if the total proceeds of all prizes won exceed \$5,000.

The following examples illustrate the reporting of New York State Lottery prizes in the **New York State amount** column:

Example 1: On October 8, 2001, you won a New York State Lottery prize of \$6,000. On November 28, 2001, you won a New York State Lottery prize of \$5,000. The cost to purchase the winning tickets was \$1.00 for each ticket. The proceeds from the October 8, 2001, prize would be \$5,999 (\$6,000- \$1.00), and the proceeds from the November 28, 2001, drawing would be \$4,999 (\$5,000- \$1.00). Accordingly, since the proceeds from the prize won on November 28, 2001, were not more than \$5,000 (\$4,999), you do not have to include the \$5,000 prize you received in the New York State amount column. However, since the proceeds of the October 8, 2001, prize (\$5,999) exceeded \$5,000, you must include the \$6,000 you received from that prize in the New York State amount column.

Example 2: On October 25, 2001, you won a New York State Lottery prize of \$2,600. On November 16, you won another New York State Lottery prize of \$3,000. The cost to

purchase the winning tickets was \$1.00 for each ticket. Accordingly, the total proceeds of both prizes were \$5,598. However, because the proceeds of each prize separately were not more than \$5,000, you do not have to include either prize in the New York State amount column.

Example 3: On November 20, 2001, you won a \$1 million lottery prize as part of a group. Your share of the group's prize was \$50,000, payable in installments of \$2,500 for 20 years. You received the first installment on November 25, 2001. Since the total proceeds of the prize won by the group (\$999,999) are over \$5,000, you must include the \$2,500 installment received in 2001 in the New York State amount column. In addition, for the next nineteen years, you must include each annual installment of \$2,500 in the New York State amount on your nonresident return.

If you are a part-year New York State resident you must include in the **New York State amount** column the amount of any lottery prize you won while a New York State resident, and the amount of any lottery prize you won during your nonresident period if the prize was won on or after October 1, 2000, and the total proceeds of the prize are more than \$5,000.

Example 4: On March 15, 2001, as a resident of New York State, you won \$3,000 in the New York State Lottery. You moved to Connecticut and became a resident there on June 1, 2001.

On November 12, 2001, you won a New York State Lottery prize of \$7,200. The cost to purchase the winning ticket was \$1.00. The proceeds from that drawing would be \$7,199 (\$7,200-\$1.00). You must include the total prize of \$7,200 you won while a nonresident, (because the proceeds exceeded \$5,000 and the prize was won on or after October 1, 2000), and the \$3,000 you won while a resident of New York State, in the New York State amount column on line 15.

In the case of a lottery prize you elected to receive on the installment basis, see *Special accruals* beginning on page 5.

Net operating loss – If you have a net operating loss derived from New York sources (without a corresponding federal net operating loss) that you are carrying forward to 2001, enter the amount of the loss in the **New York State amount** column on line 15 with a minus sign (-). Attach a statement explaining the loss.

If you were a part-year resident, you must also add the part of the federal amount that was received while you were a resident.

Line 16

Add lines 1 through 15 of each column, and enter the totals on line 16.

Line 17

Total federal adjustments to income

Federal amount column – Enter the total adjustments to income reported on your federal Form 1040, line 32. (If you filed federal Form 1040A, enter the amount reported on line 18). Write each adjustment and its amount in the white area on Form IT-203, line 17. If you need more room, make a list showing each adjustment and its amount and attach the list to your New York return.

If you did not have to file a federal return, claim the same adjustments to income that you

would have claimed for federal income tax purposes.

New York State amount column – Enter that part of the **Federal amount** column that represents adjustments connected with income from New York State sources while you were a nonresident.

If you were a part-year resident, you must also add the part of the federal adjustment deductible while you were a New York State resident.

Alimony paid – All or a portion of a federal adjustment for alimony paid is allowed in the **New York State amount** column for nonresidents and part-year residents.

You must use the following formula to figure the amount of the federal deduction allowed in the **New York State amount** column for alimony paid:

$$\frac{\text{NY State amount column, line 16}}{\text{Federal amount column, line 16}} \times \text{Federal alimony deduction} = \text{New York alimony deduction}$$

The New York alimony deduction included on line 17 cannot be more than the alimony deduction claimed on your federal Form 1040, line 31a.

Moving expenses

Nonresidents – If you moved to a new home because you changed job locations in New York State or you started a new job in New York State, moving expenses that you incurred during your nonresident period are adjustments connected with income from New York State sources and are deductible. Include in the **New York State amount** column the part of the **Federal amount** column that represents adjustments connected with income from New York State sources. If your new job or new work location is outside New York State, your moving expenses are **not** deductible in the **New York State amount** column since they are not considered to be connected with income from New York State sources.

Part-year residents – If you were a part-year resident, any moving expenses that you paid or incurred during your resident period are deductible. Include that part of the federal amount in the **New York State amount** column. Moving expenses that you paid during your nonresident period are deductible **only** if your new work location is within New York State. (See *Nonresidents* above.)

Other adjustments

Any adjustment item that relates to wage or salary income earned partly in New York State or to income from a business that is carried on both in and out of New York State must be allocated to New York State on the same basis as the income to which it relates.

Example – You are allowed an adjustment of \$800 on your federal return for payments by a self-employed person to a retirement plan, and these payments were made in connection with a business you operated both in and out of New York State.

If, in determining your business income from New York State sources, you figure your business allocation percentage on Form IT-203-A to be 75% (see the instructions for line 6 on page 15), then 75% of this adjustment, or \$600, should be included in the New York State amount column on line 17.

Line 18

Federal adjusted gross income

Subtract line 17 from line 16 in each column and enter the results on line 18. Generally, the amount in the *Federal amount* column will be the same as the adjusted gross income reported on your federal return. If you are a **part-year resident**, this amount may include special accruals. (For further information, see *Special accruals*, beginning on page 5 of these instructions.)

New York additions and subtractions/ New York adjusted gross income

Certain items of income not taxed by the federal government are taxed by New York State. These *New York additions* must be included in your federal adjusted gross income in the *Federal amount* column and, to the extent they relate to income, loss or deduction derived from or connected with New York State sources, included in the *New York State amount* column. Enter any of the listed additions on lines 19 through 21. There are also certain items of income taxed by the federal government but not taxed by New York State. These *New York subtractions* must be deducted from your federal adjusted gross income in the *Federal amount* column and, to the extent they relate to income, loss or deduction derived from or connected with New York State sources, in the *New York State amount* column. Enter any of the listed subtractions on lines 23 through 28. New York additions and subtractions that relate to intangible items of income, such as interest or ordinary dividends, are only required to the extent the property that generates the income is employed in a business, trade, profession or occupation carried on in New York State. See the instructions for lines 19 through 28 to identify any additions and subtractions that apply to you.

If you were a part-year resident, include the portion of any of the additions and subtractions that relate to your New York State resident period in the *New York State amount* column. Also, for the period you were a nonresident, include in the *New York State amount* column the portion of any of the additions and subtractions to the extent they are related to a business, trade, profession or occupation carried on in New York State or are from real or tangible personal property located in New York State.

Partners — If you have income from a partnership, include any New York additions and subtractions that apply to that income. Determine your share of partnership additions and subtractions from the partnership return, Form IT-204.

Beneficiaries (estates and trusts) — If you have income from an estate or trust, any New York additions and subtractions that apply to that income as well as any additions to or subtractions from federal itemized deductions, will be shown in your share of a single fiduciary adjustment. You, as a nonresident

beneficiary, must include in the *Federal amount* column your share of the total fiduciary adjustment. Include in the *New York State amount* column **only** that portion of the nonresident beneficiary's share of the fiduciary adjustment that relates to income, loss or deduction derived from or connected with New York State sources. Attach a schedule showing how the fiduciary adjustment was figured. If the adjustment is a net addition, enter this amount on line 21; if the adjustment is a net subtraction, enter this amount on line 28. Identify this item as a **fiduciary adjustment**.

If you filed federal Form 4970, *Tax on Accumulation Distribution of Trusts*, the income you reported on line 1 of Form 4970 is not included on Form IT-203, line 11. The Internal Revenue Code considers the distribution part of federal gross income. **Therefore, you must include on line 21 the amount of income you reported on Form 4970, line 1, less any interest income on state and local bonds and obligations of New York State or its local governments (that was included on Form 4970, line 5).**

S corporation shareholders — If you are a shareholder of a federal S corporation for which the election to be a New York S corporation was in effect for the taxable year, include in the *Federal amount* column any of the following additions and subtractions that apply to your pro rata share of S corporation items of income, loss or deduction. Include in the *New York amount* column any of the additions or subtractions included in the *Federal amount* column that relate to your pro rata share of S corporation items of income, loss or deduction that are derived from or connected with New York sources. Additions A-16, A-17 and A-18 and subtraction S-20 do not apply to you since they apply only to nonelecting S corporations. If the election to treat the corporation as a New York S corporation terminated during the taxable year, you must allocate those items.

Obtain your share of S corporation items of income, loss and deduction from the S corporation.

If you are a shareholder of an S corporation that was eligible to make the election to be a New York S corporation for the tax year but did not make the election, include additions A-16, A-17 and A-18 and subtraction S-20 in the *Federal amount* column. Include in the *New York State amount* column additions A-16, A-17, and A-18, and subtraction S-20, **only** if the S corporation stock was held as an asset of another business carried on by the shareholder in New York State. For example, if the S corporation's stock is held as an asset of a sole proprietorship operated by the shareholder in New York State, the shareholder is required to include the above additions and subtraction in the *New York State amount* column.

If you were not eligible to make the election to treat your corporation as a New York S corporation because the corporation was not subject to Article 9-A general business corporation franchise tax, or Article 32 banking corporation franchise tax, include in the *Federal amount* column any of the additions and subtractions below that apply to your pro rata share of S corporation items of income, loss or deduction. Include in the *New York State amount* column any additions and subtractions below that relate to S corporation

items of income, gain, loss or deductions **only** if the S corporation stock is held as an asset of another business carried on by the shareholder in New York State. For example, if the S corporation's stock is held as an asset of a sole proprietorship operated by the shareholder in New York State, the shareholder must include any required additions and subtractions in the *New York State Amount* column. Additions A-15, A-16, A-17, and A-18, and subtractions S-19 and S-20, do **not** apply to you since they apply only to electing and nonelecting New York S corporations.

If a gain or loss is recognized on your federal income tax return due to the disposition of stock or indebtedness of an S corporation that did not elect to be a New York S corporation for any taxable year after December 31, 1980, make addition A-18 or subtraction S-19, whichever applies to you.

You must make the additions and subtractions for the taxable year of the S corporation that ends in your taxable year.

New York additions

Line 19

Interest income on state and local bonds (but not those of NYS or its localities)

Federal amount column — Enter any interest income on bonds or obligations of other states or political subdivisions of those states that you received or that was credited to you during 2001, that was **not** included in your federal adjusted gross income. This includes interest income on state and local bonds (but not those of New York State and local governments within the state), interest and dividend income from tax-exempt bond mutual funds and tax-exempt money market funds that invest in obligations of states other than New York.

New York State amount column — Do **not** make this addition for any period you were a **nonresident** unless the addition is attributable to a business, trade, profession or occupation carried on in New York State.

If you were a part-year resident, you must also add the part of the federal amount that you received or that was credited to you for the period you were a resident.

Line 20

Public employee 414(h) retirement contributions

Enter in both the *Federal amount* column and the *New York State amount* column the amount of 414(h) retirement contributions shown on your wage and tax statement(s), federal Form W-2 (Copy 2) made by:

- A Tier 3 or Tier 4 member of the New York State and Local Retirement Systems, which include the New York State Employees' Retirement System and the New York State Policemen's and Firemen's Retirement System; **or**
- A Tier 3 or Tier 4 member of the New York State Teachers' Retirement System; **or**

- an employee of the State or City University of New York who belongs to the Optional Retirement Program; **or**
- members of the Manhattan and Bronx Surface Transit Authority (MABSTOA) Pension Plan
- any tier member of the New York City Employees' Retirement System, the New York City Teachers' Retirement System, the New York City Board of Education Retirement System, the New York City Police Pension Fund or the New York City Fire Department Pension Fund.

Do not enter on line 20 contributions to a section 401(k) deferred arrangement, section 403(b) annuity or section 457 deferred compensation plan.

Line 21

Other additions

Some additions that are not as common as those identified individually on Form IT-203 are reported on line 21 as *Other* additions. The requirement for these additions to federal adjusted gross income are provided for in New York State Tax Law sections 612(b)(1) through 612(b)(35).

Identify any of the following additions (below and on pages 21 and 22) that apply to you by writing the item number (A-1 through A-23) and the amount of each addition in the white area on line 21. Enter the total amount of these other additions on line 21 in the applicable *Federal amount* column and, to the extent they are from New York State sources, in the *New York State amount* column. The acronym *IRC* refers to *Internal Revenue Code*.

A-1 Investment income from certain obligations of U.S. government agencies or affiliations — Federal laws specifically exempt investment income from certain obligations of U.S. government agencies or affiliations from federal taxation but not from state taxation.

If, during 2001, you received or were credited with any interest or dividend income from any United States authority, commission or instrumentality that federal laws exempt from federal income tax but do not exempt from state income tax, **and if** you did not include that income in figuring your federal adjusted gross income (as you should not have), **then** include that income on line 21. If you are uncertain whether a particular federal bond or obligation is subject to state income tax, contact the New York State Tax Department at the number on the back cover of these instructions.

A-2 Personal income taxes and unincorporated business taxes deducted in determining federal adjusted gross income — No personal income taxes or unincorporated business taxes can be deducted in the computation of New York taxable income.

If you included a deduction for state, local or foreign income taxes, including unincorporated business taxes, when figuring your federal adjusted gross income, **then** you must include the amount of that deduction on line 21. For example, if you operated a business and deducted New York City unincorporated business tax on your federal Form 1040, Schedule C, as an expense of doing business, include this tax on line 21.

Partners — Include on line 21 your distributive share of state, local or foreign income taxes, including unincorporated business taxes, deducted in figuring net income.

S corporation shareholders — If you are a shareholder of a federal S corporation for which the election to be a New York S corporation was in effect, **and if** that corporation deducted taxes imposed by Article 9-A (general business corporation franchise tax) or Article 32 (banking corporation franchise tax) of the New York State Tax Law, **then** include your pro rata share of those taxes on line 21. (However, no state or local taxes of another state, political subdivision of another state, or the District of Columbia need be included.)

A-3 Interest expense on loans used to buy obligations exempt from New York State tax, amortized bond premium on bonds that are exempt from New York State tax and other expenses relating to the production of income exempt from New York State tax

- If your federal adjusted gross income includes a deduction for interest expense used to buy bonds, obligations or securities whose interest income is taxable for federal purposes but exempt from New York State tax, **then** include that interest expense on line 21.
- If your federal adjusted gross income includes a deduction for the amortization of bond premiums on bonds whose interest income is taxable for federal purposes but exempt from New York State tax, **then** include that amortized premium on line 21.
- If your federal adjusted gross income includes a deduction for expenses relating to the production of income which is taxable for federal purposes but exempt from New York State tax, **then** include that interest expense on line 21.

A-4 Special additional mortgage recording tax deduction — If you excluded or deducted special additional mortgage recording tax in figuring your federal adjusted gross income and you were previously allowed a New York State personal income tax credit for that tax, **then** include on line 21 the amount excluded or deducted.

A-5 Special additional mortgage recording tax basis adjustment — If property on which you paid a special additional mortgage recording tax is sold or disposed of, and you claimed the New York State credit in a prior year for the special additional mortgage recording tax paid on that property, and the federal basis of the property was not adjusted to reflect the amount of the credit allowed, **then** include on line 21 the amount of the basis that was not adjusted for the amount of the credit claimed.

A-6 Special depreciation — If you made an election for tax years beginning before 1987 for:

- special depreciation,
- research and development expenditures,
- waste treatment facility expenditures,
- air pollution control equipment expenditures, **or**
- acid deposition control equipment

then include on line 21 the amount of depreciation or expenditures relating to these items that was deducted in determining your

federal adjusted gross income. Also see subtraction S-12 on page 24 of these instructions.

A-7 Percentage depletion — If you claimed a deduction on your federal return for percentage depletion on mines, oil and gas wells, and other natural deposits, **then** include on line 21 the amount deducted in figuring your federal adjusted gross income. Also see subtraction S-11 on page 24 of these instructions.

A-8 Sales or dispositions of assets acquired from decedents — In certain cases involving assets of decedents, the assets can acquire different bases for state and federal tax purposes. In those cases, adjustments in the gains or losses on the sales or disposition of those assets must eventually be made.

If, during the tax year, there was a sale or other disposition of any stocks, bonds, property or other assets that had been either inherited or sold or disposed of directly by the estate of a decedent, **and if** the estate of the decedent who left behind those assets was not large enough to require the filing of a federal estate tax return, and if the executor or administrator of that estate had valued those assets for New York State purposes at less than their value for federal purposes, **then** include on line 21 the **difference between** (a) the gain or loss on that sale or disposition that you figured into your federal adjusted gross income for the tax year and (b) the gain or loss that would have resulted if the executor or administrator had valued the assets for federal purposes at the same value that he or she valued them for New York State purposes.

This adjustment is no longer required for property acquired from decedents who died on or after February 1, 2000.

A-9 Disposition of solar and wind energy systems — In certain cases, because the federal government did not have a similar credit to adjust the basis of the system being acquired, New York State credits taken for the purchase and installation of a solar and wind energy system have to be added to federal adjusted gross income when the system is sold or disposed of.

If in any tax year beginning on or after January 1, 1981, you took a New York State solar and wind energy credit on property, **and if** that property was sold or otherwise disposed of in 2001, **and if** a reportable gain resulted for federal income tax purposes from that sale or disposition, **and if** you had included the cost of the energy system in the federal basis of the property but did not reduce the federal basis by the state credit, **then** include on line 21 the amount of the credit you had previously claimed.

A-10 New business investment; deferral recognition — If, in any tax year beginning on or after January 1, 1982, and before 1988, you chose to subtract all or a portion of a long-term capital gain from your federal adjusted gross income because that amount had been reinvested in a new New York business, **and if** that reinvestment was sold in 2001, **then** include on line 21 the amount that you had previously subtracted.

A-11 Deductions attributable to safe harbor leases (Such a lease is a financial arrangement between either a corporation,

partnership, or certain grantor trusts and a person, firm, estate, or trust to acquire and use an asset; the arrangement is allowed for federal tax purposes, but is not allowed for state tax purposes unless it involves mass transit vehicles.) — If, in figuring your federal adjusted gross income, you took deductions attributable to a safe harbor lease (except for mass transit vehicles) made under an election provided for by section 168(f)(8) of the Internal Revenue Code (IRC) as it was in effect for agreements entered into prior to January 1, 1984, **then** include those deductions on line 21, **and** see A-12, S-15, and S-16.

A-12 Safe harbor leases; election for qualified leased property (see A-11 above for a definition of safe harbor leases) — If your financial matters in 2001 involved a safe harbor lease (except for mass transit vehicles) made under an election provided for by section 168(f)(8) of the IRC as it was in effect for agreements entered into prior to January 1, 1984, **then** you must include on line 21 the income that you would have included in your federal adjusted gross income if such an election had not been made. Also see A-11, S-15, and S-16.

A-13 Accelerated cost recovery system (ACRS) deduction — New York State does not allow ACRS depreciation for property placed in service inside or outside New York State during tax years 1981, 1982, 1983, and 1984. You must figure your New York depreciation by using one of the methods provided for in section 167 of the IRC as it was in effect on December 31, 1980 (for example, straight line, declining balance).

For property (except for property classified as IRC section 280F property) placed in service outside New York State for tax years beginning after 1984 but before 1994, New York did not allow ACRS or MACRS depreciation under section 168 of the IRC. Instead, New York allowed the depreciation deduction that would have been allowed under IRC section 167 as it was in effect on December 31, 1980.

However, as a result of a recent court decision, if you claimed ACRS depreciation on your federal return for property not classified as IRC section 280F property and that property was placed in service **outside** New York State in tax years beginning after December 31, 1984, but before January 1, 1994 (including property on which ACRS depreciation was figured in accordance with the Federal Tax Reform Act of 1986), you may:

- continue using the pre-1981 IRC section 167 depreciation on that property, making the applicable depreciation addition and subtraction, or
- choose to switch to the IRC section 168 depreciation deduction.

If you choose to switch to IRC section 168 depreciation deduction, do not make the New York depreciation addition and subtraction adjustments. Instead, you will be allowed to claim the same depreciation as was claimed on the federal tax return for property placed in service outside New York State in tax years 1985 through 1993. If you switch to IRC section 168 depreciation, you must use IRC section 168 depreciation from this taxable year forward, and must use it for all subject property owned by you. For more information concerning this property, see TSB-M-99(1)I.

This TSB-M is available on the Tax Department Web site (see *Need help?* on the back cover of these instructions).

If you claimed ACRS depreciation on your federal return for:

- property placed in service during tax years 1981-1984 (other than 280F property), **or**
- property placed in service outside New York State for 1985-1993 (other than 280F property) and you elect to continue using IRC 167 depreciation;

then include on line 21 the amount that was deducted in figuring your federal adjusted gross income. You must complete and attach Form IT-399, *New York State Depreciation Schedule*.

A-14 Accelerated cost recovery property; year of disposition adjustment — If you disposed of property which was depreciated for federal purposes using ACRS, **and if** ACRS depreciation was not allowed for state purposes, **then** you must complete Part II of Form IT-399, *New York State Depreciation Schedule*, to figure the amount to include on line 21.

Additions A-15, A-16, A-17 and A-18 apply to S corporation shareholders only. For additional information, see New York State Publication 35, *New York Tax Treatment of S Corporations and Their Shareholders*.

A-15 S corporation shareholders; reduction for taxes — If you are a shareholder of an S corporation for which the election to be a New York S corporation is in effect for the taxable year, **then** include on line 21 your pro rata share of the S corporation's reductions for taxes imposed on built-in gains and reductions for taxes imposed on excess net passive income as described in sections 1366(f)(2) and (3) of the IRC.

A-16 S corporation shareholders; pass-through loss or deduction items — If you are a shareholder of an S corporation for which the election to be a New York S corporation was **not** in effect for the taxable year, **then** include on line 21 any S corporation pass-through items of loss or deduction taken into account in figuring your federal adjusted gross income, pursuant to section 1366 of the IRC.

A-17 S corporation shareholders; distributions relating to stock, cash distributions during post termination transition period, and distributions of undistributed taxable income — If you had S corporation distributions that were not included in federal adjusted gross income due to the application of IRC sections 1368, 1371(e) or 1379(c), **and if** these distributions were not previously subject to New York personal income tax because the election to be a New York S corporation was **not** in effect, **then** include these distributions on line 21.

A-18 S corporation shareholders; disposition of stock or indebtedness with increased basis — If you had a gain or loss reported on your federal income tax return because of the disposition of stock or indebtedness of an S corporation, **and if** that

S corporation did **not** have an election to treat the corporation as a New York S corporation in effect for any taxable year beginning:

- after December 31, 1980, if taxable as a corporation under Article 9-A (general business corporation franchise tax) of the Tax Law, **or**
- after December 31, 1996, if taxable as a corporation under Article 32 (banking corporation franchise tax) of the Tax Law,

then include on line 21 the increase in basis of stock or indebtedness that is due to the application of IRC sections 1376(a) (as it was in effect for taxable years beginning before January 1, 1983) and 1367(a)(1)(A) and (B) for each taxable year that the New York election was **not** in effect.

Note: The IRC sections referenced above pertain to S corporation undistributed taxable income that was required to be included in the shareholder's federal adjusted gross income.

A-19 New York City flexible benefits program (IRC 125) — If your wage and tax statement(s), federal Form W-2 (Copy 2, Box 14), show(s) that an amount was deducted or deferred from your salary under a flexible benefits program established by the city of New York or certain other New York City public employers on your behalf, **then** include this amount on line 21.

Note: For purposes of this addition, certain other New York City public employers include:

- City University of New York;
- New York City Health and Hospitals Corporation;
- New York City Transit Authority;
- New York City Housing Authority;
- New York City Off-Track Betting Corporation;
- New York City Board of Education;
- New York City School Construction Authority;
- New York City Rehabilitation Mortgage Insurance Corporation;
- Manhattan and Bronx Surface Transit Operating Authority; and
- Staten Island Rapid Transit Authority.

A-20 Health Insurance and the Welfare Benefit Fund Surcharge — If you were a career pension plan member of the New York City Employees' Retirement System or the New York City Board of Education Retirement System, **and if** you have an amount shown on your wage and tax statement(s), federal Form W-2 (Copy 2) that was deducted from your salary for health insurance and the welfare benefit fund surcharge, **then** include this amount on line 21.

A-21 Farmers' school tax credit — If you claimed the farmers' school tax credit on your 2000 New York State tax return and if you deducted your school taxes in figuring your federal adjusted gross income on your 2000 federal return, **then** you must include the amount of the credit claimed for 2000 on line 21 of this year's return. However, do not make this modification if you were required to report the amount of the credit as income on your 2001 federal return.

A-22 College choice tuition savings distributions — If you made a non-qualified withdrawal from a New York State college choice tuition program account, **then** include the amount from line g of the worksheet below on line 21.

Part-year residents only — also include in the *New York State amount* column any portion of line g made while a resident of New York State.

A withdrawal is non-qualified if the funds are used for purposes other than the higher education of the designated beneficiary. However, non-qualified withdrawals do not include any withdrawals made in tax year 2001 as a result of the death or disability of the designated beneficiary, regardless of how the funds are used.

Include on lines a through g of the worksheet below the applicable amounts from all existing accounts of which you are the account owner. Do not include amounts applicable to accounts that were closed in a prior taxable year. If you are filing a joint return, include the applicable amounts from all existing accounts of which you and your spouse are the account owners.

Note: You must compute your Form IT-203, subtraction S-26, *college choice tuition savings deduction*, using instructions provided on page 25 of these instructions, before completing this worksheet.

College choice tuition savings deduction worksheet	
a. Total current and prior years' non-qualified withdrawals from your account(s)	a _____
b. Total current and prior years' contributions to your account(s) ..	b _____
c. Total current year's line 28 and prior years' S-26 subtraction modifications*	c _____
d. Subtract line c from line b	d _____
e. Total prior years' addition modifications (on your 2000 Form IT-203, A-22; on your 1998 and 1999 Form IT-203, A-23)**	e _____
f. Add lines d and e	f _____
g. Subtract line f from line a. This is your current year A-22 addition modification. Enter on Form IT-203, line 21. If line g is "0" (zero) or less, there is no add-back.	g _____

* These amounts are included in line 28 of your 1998, 1999, 2000, and 2001 Form IT-203.
 ** These amounts are included in line 21 of your 1998, 1999, and 2000 Form IT-203.
 Retain this worksheet with your tax return.

A-23 Qualified emerging technology investments (QETI) — If you elected to defer the gain from the sale of a QETI, **then** include on line 21 the amount previously deferred when the reinvestment in the New York qualified emerging technology company (that qualified you for that deferral) is sold. See subtraction S-30 on page 26.

New York subtractions

Line 23

Taxable refunds, credits, or offsets of state and local income taxes (from line 4)

Enter the same amount(s) entered on line 4 of your Form IT-203.

Line 24

Pensions of New York State and local governments and the federal government

Enter in both the *Federal amount* and *New York State amount* columns the amount included in line 10 that represents any pension you received, or distributions made to you from a pension plan which represents a return of contributions in a year prior to retirement, as an officer, employee, or beneficiary of an officer or employee of:

- New York State, which includes:
 - State and City University of New York and New York State Education Department employees who belong to the Optional Retirement Program
 - Manhattan and Bronx Surface Transit Operating Authority (MABSTOA)
 - Long Island Railroad Company
- Local governments within the state
- The United States, its territories or possessions, political subdivisions of these territories or possessions, the District of Columbia or any agency or instrumentality of any of the above (including the military)

that was included in your federal adjusted gross income (section 612(c)(3) of the Tax Law).

Note: In the case of the Optional Retirement Program, only that portion of the pension payments or return of contributions that is attributable to your employment with the State or City University of New York or New York State Education Department would qualify for the above subtraction.

The portion of pension payments or return of contributions that was attributable to your employment by an employer other than a New York public employer, such as a private university, and any portion attributable to contributions you made to a supplemental annuity plan which was funded through a salary reduction program do not qualify for the subtraction. However, if these payments are periodic and the individual is 59½ or older, those payments, up to a maximum amount of \$20,000, would qualify for the pension and annuity income exclusion under section 612(c)(3-a) of the Tax Law. For more information, see the instructions for line 27 below.

Line 25

Taxable amount of social security benefits (from line 14)

Enter the same amount(s) entered on line 14 of your Form IT-203.

Line 26

Interest income on U.S. government bonds

Enter in both the *Federal amount* and *New York State amount* columns the amount of interest income from U.S. government bonds or other U.S. government obligations that is

included in the amount you reported on line 2. (This may be all or part of the line 2 amount or it may be zero. Check your interest income records to determine the correct amount to enter on line 26.) Interest income on bonds or other obligations of the U.S. government is **not** taxed by New York State. Dividends you received from a regulated investment company (mutual fund) that invests in obligations of the U.S. government and meets the 50% asset requirement every quarter qualify for the subtraction at line 26. Once this requirement is met, the portion of the dividends you receive that may be subtracted is based upon the portion of taxable income received by the mutual fund that is derived from federal obligations (section 612(c)(1) of the Tax Law).

Further information relating to meeting the 50% asset requirement and figuring your allowable subtraction (if any), can be obtained from the mutual fund.

If you include an amount on line 26 from more than one line on Form IT-203, attach a schedule showing the breakdown of the subtraction being claimed for each line.

Do not list the same interest more than once on lines 26 and 28; see line 28, subtractions S-1 and S-4.

Line 27

Pension and annuity income exclusion

Federal amount column — If you were age 59½ before January 1, 2001, enter the qualifying pension and annuity income included in your 2001 federal adjusted gross income, **but not more than \$20,000**. If you became 59½ during 2001, enter only the amount received after you became 59½ **but not more than \$20,000**.

Do not enter any pension income that you received from New York State, local governments within the state, and the United States here; see the instructions for line 24 on this page.

Qualifying pension and annuity income includes:

- periodic payments for services you performed as an employee before you retired;
- periodic and lump-sum payments from an IRA, **but not** payments derived from contributions made after you retired;
- periodic payments from an HR-10 (Keogh) plan, **but not** payments derived from contributions made after you retired;
- lump-sum payments from an HR-10 (Keogh) plan, but only if federal Form 4972 is not used. **Do not** include that part of your payment that was derived from contributions made after you retired; and
- distributions from a cafeteria plan (IRC section 125) or a qualified cash or deferred profit sharing or stock bonus plan (IRC 401(k)) but not distributions derived from contributions made after you retired.

Special rule for 1998 conversions of conventional IRAs to Roth IRAs — If you converted your traditional IRA to a Roth IRA during 1998, and you qualified to report the IRA income over a four-year period for federal tax purposes, you may exclude up to \$20,000 of that IRA income for each of the four years in which you are age 59½ or older for the entire year. If you reach age 59½

during the tax year, you must prorate the IRA income for that year based on the number of days that you were age 59½ or older.

Example: You converted your \$40,000 traditional IRA to a Roth IRA during 1998, and will report \$10,000 of the income in each of the tax years 1998-2001. You reach age 59½ on November 1, 2001, and therefore were age 59½ for 61 days during 2001. The portion of your 2001 IRA income that qualifies for the exclusion is \$1,671 ($\$10,000 \times 61/365$).

If you convert your traditional IRA to a Roth IRA and do not qualify to include the income over a four-year period, you may take the exclusion only if you were age 59½ at the time the conversion took place.

If you and your spouse both qualify, each of you can subtract up to \$20,000 of your own pension and annuity income. However, you cannot claim any unused part of your spouse's exclusion.

If you received pension and annuity income of a decedent, you may make this subtraction if the decedent would have been entitled to it, had the decedent continued to live, regardless of the age of the beneficiary. If the decedent would have reached age 59½ during 2001, enter only the amount received after the decedent would have reached age 59½ but not more than \$20,000.

Note: The maximum exclusion allowable, from the total of all sources that qualify for the exclusion, may not exceed \$20,000.

If you are also claiming the disability income exclusion, the total of your pension and annuity income exclusion and disability income exclusion cannot exceed \$20,000.

For more information, see Publication 36, *General Information for Senior Citizens and Retired Persons*.

New York State amount column

Nonresidents: If you received pension or annuity income as a nonresident of New York State, and it was required to be reported in the *New York State amount* column on line 10 and it qualifies for the pension and annuity income exclusion (see page 22), enter that amount, but not more than \$20,000, on line 27 in the *New York State amount* column.

However, if the amount included in the line 10, *New York State amount* column was allocated because you performed services inside and outside New York State, the up to \$20,000 pension and annuity exclusion must be allocated in the same manner, using the same allocation percentage.

Part-year residents: You may be entitled to deduct in the *New York amount* column a pension and annuity income exclusion of up to \$20,000 for each of your taxable periods.

For your period of residence, include that part of the qualifying pension and annuity income that you received during the period you were a resident, but not more than \$20,000.

For your period of nonresidence, include only that part of the qualifying pension and annuity income you received during the period you were a nonresident that was required to be included in the line 10, *New York State amount* column, but not more than \$20,000. If the pension and annuity income that you received during your nonresident period was allocated to New York because it was attributable to services performed inside and outside

New York State, the pension and annuity income exclusion must be allocated using the same allocation percentage applied to your pension and annuity income included on line 10.

Line 28

Other subtractions

Some subtractions that are not common as those identified individually on Form IT-203 are reported on line 28 as *Other* subtractions. The requirement for these subtractions from federal adjusted gross income is provided for in New York State Tax Law sections 612(c)(1) through 612(c)(36).

Identify any of the following subtractions (below and on pages 24 through 26) that apply to you by writing the item number (S-1 through S-30) and amount of each subtraction in the white area on line 28. Enter the total amount of these other subtractions on line 28 in the *Federal amount* column and, to the extent they are from New York sources, in the *New York State amount* column:

S-1 Certain investment income from U.S. government agencies — If you included in your federal adjusted gross income any interest or dividend income on bonds or securities of any United States authority, commission or instrumentality that is exempt from state income taxes under federal laws, **then** include that income on line 28. If you are uncertain whether a particular federal bond or security is exempt from state income tax, contact the New York State Tax Department at the number on the back cover of these instructions.

S-2 Certain railroad retirement income and railroad unemployment insurance benefits — If you included in your 2001 federal adjusted gross income **either**:

- supplemental annuity or tier 2 benefits received under the Railroad Retirement Act of 1974; **or**
- benefits received under the Railroad Unemployment Insurance Act;

and if those benefits are exempt from state income taxes under Title 45 of the United States Code, **then** include that income on line 28.

S-3 Certain investment income exempted by other New York State laws — If you included in your federal adjusted gross income any interest or dividend income from any obligations or securities authorized to be issued by the laws of New York State, **and if** that income is exempt from state taxation by those laws (such as income received from bonds, mortgages, and income debenture certificates of limited dividend housing corporations organized under the Private Housing Finance Law), **then** include that income on line 28. If you are uncertain whether a particular obligation or security is exempt from state income tax, contact the New York State Tax Department at the number on the back cover of these instructions.

S-4 Trade or business interest expense on loans used to buy federally tax-exempt obligations that are taxable to New York State — If investment income from an obligation is taxable to a trade or business, then interest expense incurred to buy that obligation is deductible when determining New York adjusted gross income.

If you are including, on either line 19 or line 21, interest income from bonds or other obligations that are federally tax-exempt but taxable to New York State, **and if** that interest expense is attributable to a trade or business carried on by you (as opposed to personal investments), **then** include that interest expense on line 28.

S-5 Trade or business expenses (other than interest expense) connected with federally tax-exempt income that is taxable to New York State — If income from an obligation is taxable to a trade or business, then expenses incurred to acquire or maintain that income is deductible when determining New York adjusted gross income.

If you are including, on either line 19 or line 21, income that is federally tax-exempt but taxable to New York State, **and if** you incurred expenses to either produce or collect that income or manage, conserve or protect the assets that produce that income that were not deducted for federal purposes, **and if** those expenses are attributable to a trade or business carried on by you (as opposed to personal investments), **then** include that expense on line 28.

S-6 Amortizable bond premiums on bonds that are owned by a trade or business and the interest on which is federally tax-exempt income but taxable to New York State — If investment income from an obligation is taxable to a trade or business, then expenses incurred to buy that obligation are deductible when determining New York adjusted gross income.

If you are including, on either line 19 or line 21, interest income that is federally tax-exempt but taxable to New York State, **and if** those bonds were bought for more than their face value (i.e., at a premium), **and if** you did not reduce your federal adjusted gross income by deducting the amortization of that premium attributable to 2001, **and if** those bonds were owned by a trade or business carried on by you in 2001 (as opposed to personal investments), **then** include that amortization on line 28.

S-7 Professional service corporation shareholders — Between 1969 and 1988, New York State did not allow certain expenses of professional service corporations that were deductible on federal returns. When income attributable to those expenses is eventually received, it is not taxable to New York State.

If you received or were credited with pension or annuity income or other income or gain from a plan acquired through a professional service corporation (PSC) **that was both**

- based on membership in that PSC, **and**
- included in your federal adjusted gross income for 2001,

and if, in a taxable year ending after 1969 and beginning before 1988, you included deductions made by that PSC for contributions to plans that produced that pension, annuity or other income, **then** include on line 28 the portion of those previously added deductions that can be allocated to the income you included in your 2001 federal adjusted gross income.

S-8 Wage and salary expenses allowed as federal credits but not as federal expenses

The federal government allows certain wage and salary payments to others to be taken as

(continued)

credits against taxes instead of as expenses against income. New York State does not have comparable credits, but does allow the expenses.

If you are entitled to take either a federal Indian employment credit, a work opportunity credit, or an empowerment zone employment credit for wages and salaries paid in 2001 to one or more people in certain groups, **then** include the amount of wages not deducted on line 28.

S-9 Sales or dispositions of assets acquired before 1960 with greater state than federal bases — When federally taxable gains are realized from the sale of certain assets that have higher adjusted bases for state tax purposes, subtraction adjustments must be made to reduce the gain for state tax purposes. State income tax laws prior to 1960 and currently existing state income tax laws about depletion can cause these differences in adjusted bases.

If your federal adjusted gross income included a gain that was from **either**:

- property that had a higher adjusted basis for New York State income tax purposes than for federal tax purposes on December 31, 1959 (or on the last day of a fiscal year ending during 1960); **or**
- property that was held in connection with mines, oil or gas wells, and other natural deposits and that had a higher adjusted basis for New York State income tax purposes than for federal tax purposes when sold;

then include on line 28 of your return the **lesser of**:

- the gain itself; **or**
- the difference in the adjusted bases.

Note: If you divide the gain on the sale or other disposition of jointly owned property between you and your spouse, then you must also divide any subtraction for different adjusted bases between you and your spouse as well.

S-10 Income earned before 1960 and previously reported to New York State

Due to a different set of state income tax laws for any tax year ending before 1960 (and any fiscal tax year ending during 1960), income that you are reporting for federal purposes for 2001 that you previously reported for New York State tax purposes, is not subject to New York State tax again.

If you included any income (including annuity income) or gain in your 2001 federal adjusted gross income that was properly reported as income to New York State prior to 1960 (or during a fiscal year ending in 1960) by **either**:

- yourself; **or**
- the decedent or estate or trust from whom you acquired that income or gain;

then include that income or gain on line 28.

S-11 Cost depletion — New York State does not allow percentage depletion of natural resource holdings (see A-7 on page 20) but does allow cost depletion.

If you are making addition number A-7, for any percentage depletion deducted for property in determining your federal adjusted gross income, **then**:

- compute the cost depletion that would be allowed on that property by section 611 of

the IRC without any reference to either section 613 or 613-a of that code; **and**

- include that amount on line 28 of your return.

S-12 Special depreciation expenditures

The excess expenditures incurred in taxable years beginning before 1987 in connection with depreciable, tangible business property located in New York State may be carried over to the following taxable year or years and subtracted from federal adjusted gross income for that year(s) if those expenses exceeded your New York adjusted gross income before the allowance of those expenditures.

If you incurred such expenditures, **then** complete Form IT-211, *Special Depreciation Schedule*, to figure the amount to include on line 28.

S-13 Loss from the sale or disposition of property that would have been realized if a federal estate tax return had been required — If you acquired property from a decedent and the property was valued by the executor of the estate in such a manner where the estate was insufficient to require the filing of a federal estate tax return, **and** a loss on the sale would have been realized if a federal estate tax return had been required, **then**

include on line 28 the amount of the loss that would have been realized.

This adjustment is no longer required for property acquired from decedents who died on or after February 1, 2000.

S-14 Gain to be subtracted from the sale of a new business investment reported on your federal income tax return — If you reported a capital gain on your federal income tax return from the sale of a new business investment that was issued before 1988 and was held at least six years, **then** include on line 28 one-hundred percent (100%) of that federal gain.

S-15 Amount that was included in federal adjusted gross income because the IRC 168(f)(8) election was made (see A-11 on page 20 for a definition of safe harbor leases) — If an amount was included in federal adjusted gross income (except for mass transit vehicles) solely because you made the safe harbor election on your federal return for agreements entered into before January 1, 1984, **then** include that amount on line 28.

S-16 Amount that could have been excluded from federal adjusted gross income had the IRC 168(f)(8) election not been made (see A-11 on page 20 for a definition of safe harbor leases) — If an amount could have been excluded from federal adjusted gross income (except for mass transit vehicles) had the safe harbor election not been made on your federal return for agreements entered into before January 1, 1984, **then** include that amount on line 28.

S-17 New York depreciation allowed New York does not allow ACRS depreciation for property placed in service inside or outside New York State during tax years 1981, 1982, 1983, and 1984. You must figure your New York depreciation by using one of the methods provided for in section 167 of the IRC

as it was in effect on December 31, 1980 (for example, straight line, declining balance).

For property (except for property classified as IRC section 280F property) placed in service outside New York State for tax years beginning after 1984 but before 1994, New York did not allow ACRS or MACRS depreciation under section 168 of the IRC. Instead, New York allowed the depreciation deduction that would have been allowed under IRC section 167 as it was in effect on December 31, 1980.

However, as a result of a recent court decision, if you claimed ACRS depreciation on your federal return for property not classified as IRC section 280F property and that property was placed in service **outside** New York State in tax years beginning after December 31, 1984, but before January 1, 1994 (including property on which ACRS depreciation was figured in accordance with the Federal Tax Reform Act of 1986), **then** you may:

- continue using the pre-1981 IRC section 167 depreciation on that property, making the applicable depreciation addition and subtraction, **or**
- choose to switch to the IRC section 168 depreciation deduction.

If you choose to switch to the IRC section 168 depreciation deduction, do not make the New York depreciation addition and subtraction adjustments. Instead, you will now be allowed to claim the same depreciation as was claimed on the federal tax return for property placed in service outside New York State in tax years 1985 through 1993. If you switch to IRC section 168 depreciation, you must use IRC section 168 depreciation from this taxable year forward, and must use it for all subject property owned by you. For more information concerning this property, see TSB-M-99(1)I. This TSB-M is available on the Tax Department's website (www.tax.state.ny.us).

If you claimed ACRS depreciation on your federal return for:

- property placed in service during tax years 1981-1984 (other than 280F property), **or**
- property placed in service outside New York State for 1985-1993 (other than 280F property), and you elect to continue using IRC 167 depreciation;

then complete Part I of Form IT-399, *New York State Depreciation Schedule*, to figure the amount of New York depreciation to include on line 28. You must attach Form IT-399 to your return.

S-18 Amount of ACRS deduction which is greater than depreciation claimed for New York State (year of disposition adjustment) — If you dispose of property that was placed in service inside or outside New York State after December 31, 1980, but before January 1, 1985, or property that was placed in service outside New York State after December 31, 1984, but before January 1, 1994 (except for section 280F property), **and** your total federal ACRS deduction is more than your New York depreciation deduction for that property, **then** complete Part II of Form IT-399, *New York State Depreciation Schedule*, to figure the amount of the adjustment to enter on line 28. See addition A-14 on page 21.

Subtractions S-19 and S-20 apply to S corporation shareholders only. For additional information, see New York State Publication 35, *New York Tax Treatment of S Corporations and Their Shareholders*.

S-19 S corporation shareholders; disposition of stock or indebtedness with a reduced basis/New York additions previously made for distributions relating to stock, cash distributions during post termination transition period, and distributions of undistributed taxable income — If you had a gain or loss reported on your federal income tax return because of the disposition of stock or indebtedness of an S corporation, **and if** that S corporation did **not** have an election to treat the corporation as a New York S corporation in effect for any taxable year beginning:

- after December 31, 1980, if taxable as a corporation under Article 9-A (General Business Corporation Franchise Tax) of the Tax Law, **or**
- after December 31, 1996, if taxable as a corporation under Article 32 (Banking Corporation Franchise Tax) of the Tax Law,

then include on line 28 the reduction in basis of stock or indebtedness that is due to the application of IRC sections 1376(b) (as it was in effect for taxable years beginning before January 1, 1983) and 1367(a)(2)(B) and (C) for each taxable year that the New York election was **not** in effect.

If you previously made any New York additions to federal adjusted gross income required under addition A-17 on page 21 (section 612(b)(20) of the New York Tax Law) that were made with respect to the stock described above, **then** include the total of those additions on line 28.

Note: The IRC sections referenced above pertain to the shareholder's pro rata share of S corporation loss and deduction that was required to be taken into account in figuring the shareholder's federal adjusted gross income.

S-20 S corporation shareholders - pass-through income — If you are a shareholder of an S corporation for which the election to be a New York S corporation was **not** in effect for the taxable year, **then** include on line 28 any S corporation pass-through income that was included in your federal adjusted gross income pursuant to section 1366 of the IRC.

S-21 Certain disability income that could have been deducted under former IRC section 105(d) — Disability income included in your federal adjusted gross income may be subtracted when figuring your New York adjusted gross income.

If you were not yet 65 when your tax year ended **and** you retired on disability and were permanently and totally disabled when you retired, **then** complete Form IT-221, *Disability Income Exclusion*, to compute your disability income exclusion to enter on line 28.

S-22 Accelerated death benefits received that were includable in federal gross income — If you included in your federal adjusted gross income an amount received by any person as an accelerated payment or payments of part or all of the death benefit or special surrender value under a life insurance policy or a payment received as a viatical settlement, as a result of terminal illness

defined as life expectancy of 12 months or less, or of a medical condition requiring extraordinary medical care or treatment, regardless of life expectancy, **then** include that amount on line 28.

S-23 Contributions for Executive Mansion, natural & historical resources, not deducted elsewhere — If you made contributions for the purpose of the preservation, improvement, and promotion of the Executive Mansion as a historical and cultural resource of the state of New York, **or** if you made contributions to the Natural Heritage Trust for the purpose of the preservation and improvement of the natural and historical resources constituting the natural heritage of the people of the state of New York in furtherance of their welfare and prosperity, **and** you did not deduct the amounts in determining federal adjusted gross income or New York itemized deductions, **then** include that amount on line 28 (sections 54.15 and 55.15 of the Arts and Cultural Affairs Law).

S-24 Qualified long-term care insurance — Qualifying long-term care insurance means a policy that is both approved by the New York State Superintendent of Insurance (pursuant to section 1117(g) of the Insurance Law), and is a qualified long-term care insurance contract under section 7702B of the IRC which entitles you to claim the premiums paid as a federal itemized deduction.

If you paid premiums for qualifying long-term care insurance **then** include on line 28 the amount of premiums paid up to the limitation shown in the chart below.

If you are married and both you and your spouse have qualifying long-term care premiums, both of you may claim the subtraction up to the qualifying amounts. However, you may not claim any unused part of your spouse's subtraction.

Part-year residents: you may be entitled to include in the *New York State amount* column qualifying long term care insurance premiums paid up to the limitation shown below for each of your taxable periods.

For your period of residence, you can include the amount of the premiums paid during that period but not more than the limitation shown in the chart below.

For your period of nonresidence, you can include the amount of the premiums paid during that period but not more than the limitation shown below.

If your age at the end of 2001 was:	Limitation	you cannot claim more than:
40 or younger		\$ 230
at least 41 but not more than 50		\$ 430
at least 51 but not more than 60		\$ 860
at least 61 but not more than 70		\$ 2,290
71 or older		\$ 2,860
Note: If you are figuring your New York itemized deduction on Form IT-203-ATT, see the instructions for Form IT-203-ATT, line 9 on page 34.		

S-25 Long-term residential care deduction — If you were a resident in a continuing care retirement community that was issued a certificate of authority by the New York State Department of Health to operate as a continuing care retirement community, **then** include in line 28 the portion of the fees you paid during the year that are attributable to the cost of providing long-term benefits to you under a continuing care contract. However, do not enter more than the premium limitation

shown for your age in the table for subtraction S-24 above. If you and your spouse both qualify, you may each take the subtraction. However, you cannot claim any unused part of your spouse's subtraction.

College choice tuition savings

S-26 College choice tuition savings deduction — If you made contributions as the account owner to one or more tuition savings account(s) established under the New York State College Choice Tuition Savings Program, and the contributions were not deductible or eligible for a credit for federal income tax purposes, **then** include that amount, up to \$5,000 for an individual, head of household, or married taxpayers filing separately, or up to \$10,000 for married taxpayers filing a joint return, on line 28 in the *Federal amount* column.

Part-year residents only — also include in the *New York State amount* column any such contribution(s) made while a resident of New York State.

S-27 College choice tuition savings distributions — If you made a withdrawal from a New York State College Choice Tuition Savings Program account and part of the withdrawal was included in your federal adjusted gross income, **then** include that amount on line 28 in the *Federal amount* column. **Part-year residents only** — also include in the *New York State amount* column any such withdrawal(s) made while a resident of New York State. See A-22 on page 22.

Nazi persecution

S-28 Distributions made to a victim of Nazi persecution — If you included in your federal adjusted gross income amounts received from an eligible settlement fund or grantor trust as defined by section 13 of the Tax Law, (because you were an individual who was persecuted or targeted for persecution by the Nazi regime because of race, religion, ethnicity, sexual orientation, national origin, or physical or mental disability or handicap), or distributions received because of your status as a victim of Nazi persecution, or as a spouse or heir of the victim (successors or assignees, if payment is from an eligible settlement fund or grantor trust) **then** include that amount on line 28.

S-29 Items of income related to assets stolen from, hidden from, or otherwise lost to a victim of Nazi persecution — If you received items of income attributable to, derived from, or in any way related to assets stolen from, hidden from, or otherwise lost to a victim of Nazi persecution immediately prior to, during, and immediately after World War II, including but not limited to interest on the proceeds receivable as insurance under policies issued to a victim of Nazi persecution by European insurance companies immediately prior to and during World War II, or as a spouse or heir of such victim, and that income was included in your federal adjusted gross income, **then** include on line 28 the amount of that income included in federal adjusted gross income.

However, do not include on line 28 income attributable to assets acquired with assets as described above or with the proceeds from the sale of any asset described above. Also, do not enter on line 28 any income if you were not the first recipient of the asset, or if you are not a victim of Nazi persecution, or a spouse or descendent of a victim.

S-30 Qualified emerging technology investments (QETI) — You may defer the gain on the sale of qualified emerging technology investments (QETI) that are:

- (1) held for more than 36 months, and
- (2) rolled over into the purchase of a new QETI within 365 days.

Replacement QETI must be purchased within the 365 day period beginning on the date of sale. The gain is not deferred and must be recognized to the extent that the amount realized on the sale of the original QETI exceeds the cost of replacement QETI. The gain deferral applies to any QETI sold on or after March 12, 1998, that meets the holding-period criteria. The gain deferred must be added back in the year the replacement QETI is sold.

If you elect to defer the gain from the sale of QETI, then include on line 28 the amount of the gain deferral to the extent the gain was included in federal adjusted gross income. If purchase of the replacement QETI within the 365 day period occurs in the same taxable year as the sale of the original QETI, or in the following taxable year and before the date your personal income tax return is filed, then take the deduction on that return. If purchase of the replacement QETI within the 365 day period occurs in the following taxable year and on or after the date your personal income tax return is filed, then you must file an amended return to claim the deduction (see *Amending your New York State return* on page 33).

A QETI is an investment in the stock of a corporation or an ownership interest in a partnership or limited liability company (LLC). A QETI is also an investment in a partnership of an LLC to the extent such partnership or LLC invests in qualified emerging technology companies. The investment must be acquired by the taxpayer as provided in IRC section 1202(c)(1)(B) or from a person who acquired it pursuant to such IRC section. IRC section 1202(c)(1)(B) requires the acquisition to be original issue from the company, either directly or through an underwriter, and in exchange for cash, services or property (but not stock).

A qualified emerging technology company is a company that is located in New York State, that has total annual product sales of 10 million dollars or less, and meets either of the following criteria:

- its primary products or services are classified as emerging technologies; or
- it has research and development activities in New York State and its ratio of research and development funds to net sales equals or exceeds the average ratio for all surveyed companies classified (as determined by the National Science Foundation in the most recently published results from its Survey of Industry Research and Development, or any comparable successor survey, as determined by the Tax Department).

New York adjusted gross income

Line 30

New York adjusted gross income — In the amount boxes to the left of the income percentage on line 43, enter the amounts from line 30 in the *Federal amount* column and the *New York State amount* column. If the amount on line 30 in either the *Federal amount* column or the *New York State amount* column is zero or less, skip lines 31 through 42; enter "0" on line 43 and continue on line 44.

Line 31

Be sure you enter the amount shown on line 30, *Federal amount* column, from the front of your return (and not the amount shown in the *New York State amount* column).

Tax computation

The lines for entering your federal itemized deductions are on Form IT-203-ATT. If you itemized your deductions on federal Form 1040, fill in lines 1 through 15 of Schedule C of Form IT-203-ATT. Compare the Form IT-203-ATT, line 15 amount to your allowable standard deduction amount from the *Standard deduction table* below and enter the larger amount on line 32.

Line 32

Standard or itemized deduction — The deduction you take on line 32 depends on which deduction you took on your federal return.

- If you took the standard deduction on your federal return or you did not have to file a federal return, you must take the New York standard deduction on line 32. Find the correct amount for your filing status in the following table, enter that amount on line 32 and mark an **X** in the standard deduction box next to line 32.

Standard deduction table	
Standard deduction — enter on Form IT-203, line 32	
Filing status	
① Single and you marked item B Yes	\$ 3,000
① Single and you marked item B No	7,500
② Married filing joint return	13,400
③ Married filing separate return	6,500
④ Head of household (with qualifying person)	10,500
⑤ Qualifying widow(er) with dependent child	13,400

- If you itemized your deductions on your federal return, complete Form IT-203-ATT, Schedule C, lines 1 through 15 and compare the Form IT-203-ATT, line 15 amount to your standard deduction shown in the table above. Your tax will be less if you enter on line 32 the **larger** of these amounts (if you marked filing status ③, see *Caution* below).

Note: There is a new itemized deduction for qualified college tuition expenses. If you paid qualified college tuition expenses, your New York itemized deduction may be increased to an amount greater than your New York standard deduction, as shown in the chart above. You should complete Form IT-203-ATT, Schedule C through line 15 to determine if your allowable New York itemized deduction is greater than your standard deduction.

To show which deduction you are taking, be sure to mark an **X** in either the standard or the itemized deduction box next to line 32.

Caution If you are married and filing separate returns (filing status ③), both of you must take the standard deduction unless both of you itemized deductions on your federal returns and both of you elect to itemize deductions on your New York returns.

If you elect to claim the itemized deduction on line 32 of your New York return, you must attach your completed Schedule C on Form IT-203-ATT to your Form IT-203.

Line 34

New York dependent exemptions — Enter on line 34 the number of your dependent exemptions from the *Dependent Exemption Worksheet* below. If you filed federal Form 1040EZ, enter "0."

If you did not have to file a federal return, enter on lines a and b of the worksheet the number of exemptions that would be allowed for federal income tax purposes.

Exemptions are allowed only for your dependents. Personal exemptions for you and for your spouse, if you are married, are not allowed.

Dependent exemption worksheet

- a. Enter the number of exemptions claimed on federal Form 1040A or 1040, line 6d
- b. Enter the total number of boxes checked on federal Form 1040A or 1040, line 6a and line 6b
- c. Subtract line b from line a. This is the number of your dependent exemptions to enter in the box(es) on Form IT-203, line 34

Example — If the result on line c above was "2," the entry on Form IT-203, line 34 would be:

... **34.**

Since the value of each dependent exemption is \$1,000, the total value of dependent exemptions in this example is \$2,000.

Line 35

Taxable income — Subtract the amount on line 34 from the amount on line 33. The result is your taxable income. Enter this amount on line 35 and use it to find your tax on line 36. If line 34 is more than line 33, enter "0" on line 35.

Line 36

New York State tax

- If your **New York adjusted gross income (amount on Form IT-203, line 31) is \$100,000 or less**, find your New York State tax on the amount on line 35 using the *New York State Tax Table* on tan pages 43 through 50 of these instructions. Be sure you use the correct column. After you have found the correct tax, enter that amount on line 36.
- If Form IT-203, line 31 is **more than \$100,000, but not more than \$150,000**, you must compute your tax using *Tax computation worksheet 1* below.
- If Form IT-203, line 31 is **more than \$150,000**, you must compute your tax using *Tax computation worksheet 2* below.

Tax computation worksheet 1

1. Enter your New York adjusted gross income from Form IT-203, line 31
2. Enter your taxable income from Form IT-203, line 35
3. Multiply line 2 by 6.85% (.0685) ...
4. Enter your New York State tax on the line 2 amount above from the *New York State Tax Table* on tan pages 43 through 50
5. Subtract line 4 from line 3
6. Enter the excess of line 1 over \$100,000 (cannot exceed \$50,000) ...
7. Divide line 6 by \$50,000 and carry the result to four decimal places (cannot exceed 1.0000) ...
8. Multiply line 5 by line 7
9. Add lines 4 and 8. Enter here and on Form IT-203, line 36.

Tax computation worksheet 2

1. Enter your taxable income from Form IT-203, line 35
2. Multiply line 1 by 6.85% (.0685). Enter here and on Form IT-203, line 36

Line 37

New York State household credit

Enter your New York State household credit. You qualify to claim this credit if you marked the *No* box for item B on the front page of your Form IT-203 and if you marked:

- filing status **1 only (Single)** and the amount on Form IT-203, line 18, *Federal amount* column, is **not** over \$28,000; or
- filing status **2, 3, 4, or 5** and the amount on Form IT-203, line 18, *Federal amount* column, is **not** over \$32,000.

Filing status 1 only (Single) — Use *household credit table I* below to find the amount of your New York State household credit.
Filing status 2, 4 and 5 — Use *household credit table II* below to find the amount of your New York State household credit. Married 1040EZ filers use column 2.
Filing status 3 only (Married filing separate return) - Use *household credit table III* below to find the amount of your New York State household credit.

New York State household credit table I
Filing status **1 only (Single)**

If Form IT-203, line 18 *Federal amount* column is:

Over	but not over	enter on Form IT-203, line 37:
\$ 5,000	5,000*	\$75
5,000	6,000	60
6,000	7,000	50
7,000	20,000	45
20,000	25,000	40
25,000	28,000	20
28,000		No credit is allowed; enter "0" on Form IT-203, line 37

* This may be any amount up to \$5,000, including "0" or a negative amount.

New York State household credit table II
Filing status **2, 4 and 5**

If Form IT-203, line 18 *Federal amount* column is:

And the number of exemptions from your federal return, line 6d (married 1040EZ filers use column 2), is:

Over	but not over	1	2	3	4	5	6	7	over 7**
\$ 5,000	\$ 5,000*	\$90	105	120	135	150	165	180	15
5,000	6,000	75	90	105	120	135	150	165	15
6,000	7,000	65	80	95	110	125	140	155	15
7,000	20,000	60	75	90	105	120	135	150	15
20,000	22,000	60	70	80	90	100	110	120	10
22,000	25,000	50	60	70	80	90	100	110	10
25,000	28,000	40	45	50	55	60	65	70	5
28,000	32,000	20	25	30	35	40	45	50	5
32,000		No credit is allowed; enter "0" on Form IT-203, line 37.							

* This may be any amount up to \$5,000, including "0" or a negative amount.
 ** For each exemption over 7, add amount in this column to column 7 amount.

New York State household credit table III
Filing status **3 only (Married filing separate return)**

If Form IT-203, line 18,*** *Federal amount* column total from both returns is:

And the number of exemptions from your federal returns, line 6d, is:

Over	but not over	1	2	3	4	5	6	7	over 7**
\$ 5,000	\$ 5,000*	\$ 45	52.50	60	67.50	75	82.50	90	7.50
5,000	6,000	37.50	45	52.50	60	67.50	75	82.50	7.50
6,000	7,000	32.50	40	47.50	55	62.50	70	77.50	7.50
7,000	20,000	30	37.50	45	52.50	60	67.50	75	7.50
20,000	22,000	30	35	40	45	50	55	60	5
22,000	25,000	25	30	35	40	45	50	55	5
25,000	28,000	20	22.50	25	27.50	30	32.50	35	2.50
28,000	32,000	10	12.50	15	17.50	20	22.50	25	2.50
32,000		No credit is allowed; enter "0" on Form IT-203, line 37.							

* This may be any amount up to \$5,000, including "0" or a negative amount.
 ** For each exemption over 7, add amount in this column to column 7 amount.
 *** If spouse is filing Form IT-201, use the amount from Form IT-201, line 18.

Line 39

New York State child and dependent care credit

To claim this credit, complete Form IT-216, *Claim for Child and Dependent Care Credit*.

Enter on line 39 the amount of child and dependent care credit from Form IT-216, line 14.

Attach your completed Form IT-216 to your Form IT-203. For more information, see Form IT-216 and its instructions, Form IT-216-I (included in this booklet).

Line 41

New York State earned income credit

You can claim this credit only if you were allowed an earned income credit on your federal income tax return.

To claim this credit, complete Form IT-215, *Claim for Earned Income Credit*. Enter the amount of credit from Form IT-215, line 17 (or line 18 if married filing a separate return) on line 41 of Form IT-203.

Attach your completed Form IT-215 to your return. For more information, see Form IT-215 and its instructions, Form IT-215-I (included in this booklet).

If you are having the IRS compute your federal earned income credit, on Form IT-215 complete lines 1 through 10 (and lines 22, 24, and 25 if you are a part-year resident) **and write EIC** on line 41 of Form IT-203 in the amount column. Be sure to fill in lines 43, 45, 47, 49 through 51, line 53, and lines 55 through 60 of your return. Do **not** complete lines 61 through 66. The Tax Department will figure your New York State earned income credit for you.

If you are due a refund, we will send you the refund along with a statement that shows how the refund was computed. If you owe tax, you will receive a bill that must be paid within 10 days or by April 15, 2002 or, if you live in the state of New York (except the city of New York and the counties of Nassau, Rockland, Suffolk, and Westchester), Connecticut, Maine, Massachusetts, New Hampshire, Rhode Island, or Vermont, by April 16, 2002, whichever is later.

Line 43

Income percentage

To figure your income percentage, divide the amount from line 30 in the *New York State amount* column by the amount from line 30 in the *Federal amount* column. (These amounts must be entered in the boxes to the left of line 43.) **Carry your result to four decimal places.** For example, if the amounts used were \$12,000 divided by \$36,000, the result would be .3333. Enter this decimal on line 43; **do not convert to a percentage.**

If the amount on line 30 in either the *Federal amount* column or *New York State amount* column is zero or less, enter "0" on line 43.

If the amount on line 30 in the *New York State amount* column is more than the amount on line 30 in the *Federal amount* column, **the income percentage will be more than 100%.** For example, if the amounts used were \$25,000 divided by \$15,000, the result would be 1.6667.

If you used Form IT-230, Part II, you must complete the *Nonresident and part-year resident income percentage schedule* on page 3 of Form IT-230-I, *Instructions for Form IT-230*, to figure the income percentage to enter on line 43.

Line 45

New York State nonrefundable credits

Enter the total amount of New York State nonrefundable credits from Form IT-203-B, line 48. Nonrefundable credits include resident credit, accumulation distribution credit, defibrillator credit, QEZE tax reduction credit, solar electric generating equipment credit, various investment credits, EZ and ZEA wage tax credits, EZ and QETC employment tax credits, EZ and QETC capital tax credits, employment of persons with disabilities credit, alternative fuel credit, fuel oil storage tank credit, green buildings credit, low income housing credit, and credit carry-overs for special additional mortgage recording tax and solar and wind energy. For more information, see the *Instructions for Form IT-203-B, Part III, Other tax credits*, beginning on page 38.

Line 47

Net other New York State taxes

Enter the amount of net other New York State taxes from Form IT-203-B, line 23. Other taxes include New York State tax on capital gain portion of lump-sum distribution, add-backs of various investment credits, add-back of resident credit for taxes paid to a province of Canada, add-back of farmers' school tax credit on converted property, add-back of alternative fuels credit, add-back of QETC capital tax credit, separate tax on lump-sum distributions (less any resident credit), and minimum income tax. For more information, see the *Instructions for Form IT-203-B, Part I*, on page 37.

Lines 49 through 52 apply only to New York City and Yonkers taxes. If you are not subject to New York City or Yonkers, taxes do not fill in these lines.

Line 49

Other city of New York taxes

Enter on this line the total amount of other New York City taxes from Form IT-203-B, line 26. These are part-year city of New York resident tax, and city of New York minimum income tax. For more information, see the *Instructions for Form IT-203-B, Part II*, on page 38.

If you are self-employed and carry on a trade, business or profession in New York City, you may also be required to file Form NYC-202, *City of New York Unincorporated Business Tax Return*. For more information, see the *Instructions for Form NYC-202*. You can get this form and its instructions by calling the NYC Department of Finance. See *How to get New York City forms* on page 8. Since New York State does not administer the New York City unincorporated business tax, **do not** file your Form NYC-202 with your Form IT-203.

Line 50

City of Yonkers nonresident earnings tax

Complete line 50 only if you are subject to the Yonkers nonresident earnings tax.

If you were not a Yonkers resident but earned wages or conducted a trade or business there (either as an individual or a member of a partnership), you are subject to the Yonkers nonresident earnings tax. Fill in Form Y-203, *City of Yonkers Nonresident Earnings Tax Return*, and enter the tax on line 50. Attach Form Y-203 to the back of Form IT-203. For more information, see Form Y-203-I, *Instructions for Form Y-203*.

Line 51

Part-year city of Yonkers resident income tax surcharge

Enter your part-year Yonkers resident income tax surcharge. If you were a Yonkers resident for only part of 2001, fill in Form IT-360.1 and attach it to your return. If you were subject to the Yonkers nonresident earnings tax for the remainder of the year, see the instructions for Form Y-203. For more information, see Form IT-360.1-I, *Instructions for Form IT-360.1*.

Line 53

Voluntary gifts/contributions

You may elect to make a voluntary gift or contribution to any of the funds shown below. Enter your gift/contribution in the amount boxes to the right of the fund you wish to contribute to. **Enter on line 53 the total amount of gifts/contributions made to one or more of the funds.**

See the inside back cover for more information about these funds.

Your gift will reduce your refund or increase your tax payment. You cannot change the amount(s) you give after you file your return.

United States Olympic Committee/Lake Placid Olympic Training Center Fund – If you want to contribute to the United States Olympic Committee/Lake Placid Olympic Training Center Fund, **enter \$2** (\$4 if your spouse also wants to contribute and you are filing jointly) in the designated box.

Return a Gift to Wildlife – If you want to return a gift to wildlife, enter the amount of your gift in the designated boxes. The amount you give **must be in whole dollars**: \$5, \$10, \$20 or any other dollar amount.

Missing and Exploited Children Clearinghouse (MECC) Fund – If you want to contribute to the MECC Fund, enter any **whole dollar amount** you would like to contribute in the designated boxes.

Breast Cancer Research and Education Fund – If you want to contribute to the Breast Cancer Research and Education Fund, enter any **whole dollar amount** that you would like to contribute in the designated boxes. New York State will match this contribution to the Breast Cancer Research and Education Fund dollar for dollar.

Alzheimer's Disease Assistance Fund (Alzheimer's Fund) — If you want to contribute to the Alzheimer's Fund, enter any **whole dollar amount** that you would like to contribute in the designated boxes.

Payments and refundable credits

Line 55

Part-year city of New York school tax credit

If you qualify, enter on line 55 your part-year city of New York school tax credit, and answer question 1, and if applicable question 2, at item D on the front of your Form IT-203.

To claim this credit you must be a city of New York resident for at least part of the taxable year, and marked the *No* box for item B on the front page of your Form IT-203.

Regardless of your filing status for New York State, if you (or your spouse, if married) were a part-year city of New York resident, the allowable portion of the city of New York school tax credit must be prorated. Use the proration chart below to figure your part-year city of New York school tax credit.

If you are claiming filing status 1, 3, or 4, use the first column in the tax credit proration chart below to determine your part-year City of New York school tax credit to enter on Form IT-203, line 55.

If you are claiming filing status 5, use the second column in the tax credit proration chart below to determine your part-year City of New York school tax credit to enter on Form IT-203, line 55.

Special rule for filing status 2: If both spouses were New York City part-year residents, find your part-year credit in the table below using filing status 2. If both spouses do **not** have the same period of city residence, figure the credit using the spouse with the longest New York City resident period.

Example 1: *You were a 5-month New York City resident and your spouse was an 8-month New York City resident; you marked filing status 2 (Married filing joint return) on your Form IT-203. You would determine your city of New York school tax credit from the table below using filing status 2, and a resident period of 8 months. Your allowable credit would be \$83.33.*

If one spouse was a New York City part-year resident and the other spouse was a nonresident of the city for the entire year, you must determine your allowable credit from the table below using filing status 3. The nonresident spouse is not entitled to the credit.

Example 2: *You were a 5-month New York City resident and your spouse was a full-year nonresident of the city of New York; you marked filing status 2 (Married filing joint return) on your Form IT-203. You would determine your credit from the table below using filing status 3, and a resident period of 5 months. Your allowable credit would be \$26.04.*

Resident period number of months	Filing status 1, 3, and 4	Filing status 2 and 5 only
1	5.21	10.42
2	10.42	20.83
3	15.63	31.25
4	20.83	41.67
5	26.04	52.08
6	31.25	62.50
7	36.46	72.92
8	41.67	83.33
9	46.88	93.75
10	52.08	104.17
11	57.29	114.58
12	62.50	125.00

Disclaiming of spouse's debt — If you checked filing status **2** and you do not want to apply your part of the refund to your spouse's debt because you are not liable for it, complete Form IT-280, *Nonobligated Spouse Allocation, and attach it (not a photocopy) to the back of your original return.* We need the information on it to process your refund as quickly as possible. Once you have filed your return, you cannot file an amended return to disclaim your spouse's defaulted student loan or past-due support liability or past-due legally enforceable debt owed to a state agency. (However, you will be notified if your refund is applied against your spouse's defaulted student loan or past-due support or past-due legally enforceable debt owed to a state agency and you did not attach Form IT-280 to your return. You will then have ten days from the date of notification to file Form IT-280. However, this will result in a delay in your refund and extra work for you.) For more information, see Form IT-280.

If you have any questions about whether you owe a past-due legally enforceable debt to the IRS or a state agency, contact the IRS or that particular state agency.

For New York State, New York City or Yonkers tax liabilities **only**, call 1 800 835-3554 (outside the U.S. and outside Canada, call (518) 485-6800) or write to NYS Tax Department, Tax Compliance Division, W A Harriman Campus, Albany NY 12227.

Direct Deposit

Complete lines 63a through 63c if you want us to deposit your refund directly into your bank account.

Line 63a - Enter the routing number shown on the checks issued by your bank (see sample check below). The routing number **must** be nine digits. If the first two digits are not 01 through 12, or 21 through 32, the direct deposit will be rejected and a check sent instead. On the sample check below, the routing number is 090090099.

Your check may state that it is payable through a bank different from the one where you have your account. If so, do not use the routing number on that check. Instead, contact your bank for the correct routing number to enter on this line.

Line 63b - Check the box for the type of account, checking or savings.

Line 63c - Enter the account number where you want your refund deposited. If you selected *Checking* on line 63b, enter the account number shown on your checks. (On the sample check below, the account number is 1357902468. Be sure not to include the check number.)

If you chose *Savings* on line 63b, you can get your savings account number from a preprinted savings account deposit slip, your passbook or other bank records, or from your financial institution.

The account number can be up to 17 characters (both numbers and letters). Include hyphens but omit spaces and special symbols. Enter the number from left to right and leave any unused boxes blank.

The Tax Department will not notify you that your **refund** has been deposited. However, if the amount we deposit is different from the amount of refund you claimed on your return, we will send you a written explanation of the adjustment within two weeks from the date the refund was deposited.

We will make every effort to comply with your request for direct deposit. However, we cannot be responsible when a bank refuses a direct deposit. Some financial institutions, for example, do not allow a joint refund to be deposited into an individual account. If your bank refuses the direct deposit or the deposit cannot be made for any other reason, we will send a check to the mailing address shown on your return.

If you encounter any problem with the direct deposit of your refund to your account, call toll free 1 800 321-3213. The processing time for an income tax return is approximately six to eight weeks.

Line 64

New York State, city of New York and city of Yonkers estimated tax for 2002

Enter the amount of overpayment from line 62 that you want credited to your New York State, New York City and Yonkers estimated tax for 2002. Do not include any amount that you claimed as a refund on line 63. Subtract line 63 from line 62 to determine how much you can apply to 2002. **This election to apply all or part of the amount overpaid to your 2002 estimated tax generally cannot be changed after April 15, 2002**, or, if you live in the state of New York (except the city of New York and the counties of Nassau, Rockland, Suffolk, and Westchester), Connecticut, Maine, Massachusetts, New Hampshire, Rhode Island, or Vermont, after April 16, 2002.

Line 65

Amount you owe

If line 61 is less than line 54, subtract line 61 from line 54.

If you owe more than one dollar, include full payment with your return. (You do not have to pay one dollar or less.) Make your check or money order payable to **New York State Income Tax** and write your social security number and **2001 Income Tax** on it. **Do not send cash.**

If you also have to pay an estimated tax penalty (for underpayment of tax - line 66), that amount must be included with any tax you owe on line 65. Send one check or money order for the total amount (estimated tax penalty plus any tax due).

Staple your payment to the front of your return.

If you include penalties or interest with your check or money order, identify and enter these amounts in the right margin of the back page of Form IT-203 (but not underpayment of estimated tax penalty; see line 66 on page 31).

Installment payments

If you cannot pay the full amount you owe as shown on line 65 of your 2001 income tax return, you can ask to make monthly installment payments. However, you will be charged interest and may be charged a late payment penalty on any tax not paid by April 15, 2002, or, if you live in the state of New York (except the city of New York and the counties of Nassau, Rockland, Suffolk, and Westchester), Connecticut, Maine, Massachusetts, New Hampshire, Rhode Island, or Vermont, by April 16, 2002, even if your request to pay in installments is granted. To limit the interest and penalty charges, file your return on time and pay as much of the tax as possible with your return.

Before you request an installment payment agreement, you should consider other alternatives such as a commercial or private loan.

To be considered for an installment agreement, you must complete New York State Form DTF-383, *Income Tax Installment Payment Agreement Request*. To get Form DTF-383, use the *Income Tax Forms Order Blank* (Form IT-86) that came with your income tax packet. If you do not have an order blank, see *Need help?* on the back cover for a listing of our phone numbers and Web site address.

You must attach your completed Form DTF-383 to the front of the 2001 income tax return you file. Your request for an income tax installment payment agreement will be considered based upon the information you provide. We will notify you if your request is approved or denied.

Pay your taxes by credit card

You can use your American Express Cards®, Discover®/Novus®, or MasterCard® to pay the amount you owe on your 2001 New York State income tax return. You can pay your income taxes due with your return by credit card using a touch-tone phone or through the Internet. The credit card service provider **will charge** you a convenience fee to cover the cost of this service, and you will be told the amount before you confirm the credit card payment. **Please note** that the convenience fee, terms, and conditions may vary between the credit card service providers. These are the same credit card service providers that have agreements with the IRS to process income tax payments.

You can make your payment by credit card regardless of how you file your income tax return. For returns filed before the due date, you can make credit card payments any time up to the due date.

(continued)

The image shows a sample check with the following details:

- Payee: JOHN SMITH, MARY SMITH, 999 Maple Street, Somplace NY 10000
- Amount: 1234 (15-0000/0000)
- Routing number (line 63a): 090090099
- Account number (line 63c): 1357902468
- Check number: 20
- Bank name: SOME BANK, Somplace, NY 10000
- Instruction: Do not include the check number.

Note: The routing and account numbers may appear in different places on your check.

For returns filed on or after the due date, you should make your credit card payment at the same time you file your return. Credit cards cannot be used to pay any tax due on an amended return or any bill you may receive, even if the bill is for unpaid amounts due from your return.

You can pay your income taxes due with your return using **either** of the two credit card service providers due with your return listed below.

Official Payments Corp.sm
Call toll free 1 800 2PAYTAXsm (1 800 272-9829),
Visit their Web site at www.officialpayments.com

OR

PhoneCharge, Inc.
Call toll free 1 877 521 8NYS (1 877 521-8697), or
Visit their Web site at www.paynystatetax.com

You can also connect to either of these Web sites by going to the Tax Department's Web site at www.tax.state.ny.us and clicking on *Pay By Credit Card*.

Whether paying by telephone or through the Internet, follow the simple instructions to enter personal identifying information, the credit card number and expiration date, and the amount of the payment (**line 65 of Form IT-203**). Have a copy of your completed New York State income tax return available. You will be told the amount of the convenience fee that the credit card service provider will charge you to cover the cost of this service. At this point you may elect to accept or cancel the credit card transaction.

If you accept the credit card transaction you will be given a confirmation number. **Please keep this confirmation number as proof of payment.**

For additional information on the credit card program, log on to the Tax Department's Web site at www.tax.state.ny.us and click on *Pay By Credit Card*.

Line 66**Penalty for underpayment of tax (estimated tax penalty)**

Generally, you are not subject to a penalty if your 2001 prepayments equal at least 100% of your 2000 tax (110% of that amount if you are not a farmer or fisherman and the New York adjusted gross income (*Federal amount* column), on that return is more than \$150,000 or, if married filing separately, more than \$75,000) based upon a return covering 12 months. However, if line 65 is at least \$300 and, in addition, represents more than 10% of the tax shown on your return or you underpaid your estimated tax liability for any payment period, you may owe a penalty. For more information, get Form IT-2105.9, *Underpayment of Estimated Tax by Individuals and Fiduciaries*, to see if you owe a penalty and to figure the amount.

If you owe an estimated tax penalty, and you computed an overpayment, see the line 62 instructions. If you computed an amount due, see the line 65 instructions. Be sure to attach Form IT-2105.9 to your return.

Do not include any other penalty or interest amounts on line 66. **If you include penalties or interest with your check or money order, identify and enter these amounts in the right margin on the back page of Form IT-203.**

Line 67**Authorization for paid preparer**

If you want to authorize the Tax Department to discuss this return with the paid preparer listed at the bottom of your Form IT-203, mark an **X** in the *Yes* box. If you do not want to authorize the Tax Department to discuss your return with that paid preparer, mark an **X** in the *No* box.

By marking an **X** in the *Yes* box (and only the *Yes* box), you authorize the paid preparer or other employees of a designated tax return preparer firm to receive confidential information from the Tax Department relevant to this return. This does not provide a paid preparer with authority to make any binding commitments on your behalf with the Tax Department.

If you want to designate an individual to represent you or otherwise act on your behalf, such as by executing waivers, consents, or closing agreements, you must file Form POA-1, *Power of Attorney*, making that designation with the Tax Department.

Copies of statutory tax notices or documents (such as *Notice of Deficiency*) will not be sent to paid preparers. If you want copies of statutory tax documents sent to a representative, you must file Form POA-1.

Item E**Part-year residents**

If you were a New York State resident for part of the year, enter the date you moved in the appropriate box, review the explanation for items (1), (2), and (3) below, and mark an **X** in the box that describes your situation on the last day of the tax year:

- (1) If you moved into New York State, mark an **X** in box 1. The Tax Department will mail you a resident tax packet (IT-201-P) next year.
- (2) If you moved out of New York State and you continue to receive income from New York State sources, mark an **X** in box 2. The Tax Department will mail you a nonresident and part-year resident tax packet (IT-203-P) next year.
- (3) If you moved out of New York State and no longer receive income from New York State sources, mark an **X** in box 3. The Tax Department will not mail you a tax packet next year.

Item F**Nonresidents: Did you maintain living quarters in New York State?**

If you or your spouse had living quarters available for your use in New York State during any part of 2001, check the *Yes* box and complete Schedule B on Form IT-203-ATT. These living quarters would include a house, apartment, co-op or any other living quarters maintained or paid for by you or your spouse, or any New York State living quarters **maintained for your primary use** by another person, family member or employer.

For an example of living quarters maintained for your primary use, see the instructions for Form IT-203-ATT, Schedule B, on page 34.

If you are in the military and did not maintain a permanent place of abode within the state, attach a statement to that effect to your return (see Publication 361, *New York State Income Tax Information for Military Personnel and Veterans*).

Now continue with Step 4.**Step 4**

Check the figures on your return and any attachments.

Step 5

Complete the top of the front page of your return.

Peel-off label – Remove the peel-off label from under the flap inside the front cover of your packet (or from your postcard if you received one instead of a packet) and place it in the name and address box at the top of Form IT-203.

Check the label to make sure the information on it is complete and correct. The label includes 2 bar codes which represent the numeric information on the label. This label allows us to take advantage of the latest technology available to process your return.

School district code	County
Your name	
Spouse's name	
Number and street	
City	State ZIP code

Also on the label is a single letter that indicates the form you filed last year.

- If your name, your spouse's name, or your address is wrong, cross it out and make corrections directly on the label. Space for each name on the label is limited to 36 characters. Do not correct the label if it is correct except for some missing final characters.
- If any other information is incorrect or missing - or if you do not have a peel-off label - enter the correct information in the designated white spaces and boxes at the top of Form IT-203. Do not enter information for these items if they are correct on the label.

Please keep your name and address entries within the spaces provided. For example, your first name and middle initial should not go past the vertical line separating them from your last name, and your last name should start to the right of the vertical line. Similarly, your mailing address, ZIP code, etc., should be kept within the boxes provided.

- You must enter your social security number(s) in the boxes to the right of the peel-off label.** Be sure your social security numbers are in the same order as your names. Do not enter information in the white spaces of the address, the county of residence, the school district name, or school district code number boxes if all the information on the peel-off label is correct.
- If you were a part-year resident, print or type in the white space at the top of Form IT-203 the county of the last residence you occupied in New York State.

If you were a **nonresident** of New York State for the **entire** year, enter the abbreviation **NR** in the county space.

School district name and code number

If you were a part-year resident, enter the name and code number of your public school district for the period you were a New York resident. This is the district where you were a resident on December 31, 2001, or the district where you were a resident of New York before you moved out of the state. School districts and code numbers are listed on pages 57 through 60 of these instructions. If you do not know the name of the school district, contact the nearest public school to your New York State home.

You must enter your school district name and code number even if you were absent from the school district temporarily, if the school your children attended was not in your school district, or if you had no children attending school. School aid may be affected if the school district or code number is not correct.

If you were a **nonresident** of New York State for the **entire** year, enter the abbreviation **NR** in the school district name box.

Permanent home address

You must provide your permanent home address if you use your post office box number on your return.

Part-year residents – Enter your permanent home address for the portion of the year that you were a resident of New York State, if it is not the same as your mailing address.

If you moved into the state, enter your permanent home address as of December 31, 2001.

If you moved out of the state prior to December 31, 2001, enter as your permanent home address the address of the New York State residence you occupied last in 2001.

We ask for your permanent home address to verify your school district name and code number, which are used in figuring state aid to local school districts.

Your permanent home address is the address of the dwelling place in New York State that you occupied last in the taxable year, whether you or your spouse own or rent it. A summer or vacation home is not your permanent home.

Your permanent home address is not always the same as the mailing address that is entered on your income tax return. For example, you may use a post office box number for your mailing address; this is not your permanent home address.

- If you use a paid preparer and you use the preparer's address as your mailing address, enter the address of your permanent home in the space provided.
- If you are a permanent resident of a nursing home, enter the nursing home address as your permanent home address.
- If you are married and maintain separate New York State residences and are filing separate New York State returns, enter as your permanent home address the address of your own residence.

Nonresidents – enter the address of your residence outside New York State that you consider to be your domicile and your permanent place of abode if it is different from your mailing address. For definitions of *domicile* and *permanent place of abode*, see *resident, nonresident* and *part-year resident defined* on page 6 of these instructions.

If you moved into New York State after December 31, 2001, enter the address of the residence that you maintained during 2001 outside New York State that you considered to be your domicile and your permanent place of abode.

Members of the armed forces – If your permanent home was in New York State when you entered the military, enter your New York permanent home address regardless of where you were stationed during 2001.

Death of taxpayer

If a taxpayer is deceased, enter the decedent's first name and date of death.

If you do not have a peel-off label — enter all of the following information in the white spaces and boxes at the top of the front page of your return, as explained above.

- name and address** (both names if filing a joint return);
- permanent home address** (if different from mailing address);

- the decedent's first name and date of death** (if taxpayer is deceased);
- social security number(s)**;
- New York State county of residence** (on December 31, 2001 or the date you last occupied your New York residence, if you are a part-year resident);
- school district name and code number** (if you are a part-year resident).

Make sure you receive your refund

Every year about 40,000 refund checks are returned to the Tax Department, largely because of mailing address problems. Many of these checks eventually reach their owners after this delay, but many others never do, despite our best efforts.

You can receive your refund check without delay. Please remember these important points:

- We mail the refund to the address shown on the return.
- Don't assume that we already have your correct address. Check it.
- Use the label supplied with the return whenever possible. Make any corrections directly on the label; see the form's instructions for details.
- Make sure the address is **complete** – include **c/o** if necessary, and P.O. Box and apartment numbers, if any.
- If you're moving, notify the U.S. Postal Service of the new address.
- If you use a computer, make sure your software is printing your address properly.
- Make sure everything is legible.
- If someone else is preparing your return, make sure they have your correct address.

Step 6

Sign and date your return at the bottom on the back page

Enter your daytime telephone number including the area code. This **voluntary** entry will enable the Tax Department to correct minor errors or omissions quickly by calling you rather than writing or sending back your return. You are not required to give your telephone number.

You must sign and date your original return. If you are married filing a joint return and you are not required to attach Form IT-203-C to your return, you must both sign Form IT-203. If you are married filing a joint return and you are required to attach Form IT-203-C to your return, only the spouse with New York source income (shown in the *New York State amount* column) must sign Form IT-203. **Your return cannot be processed if you do not properly sign it and attach a signed Form IT-203-C, if required.**

If the return is for someone who died and there is no surviving spouse to sign it, the name and address of the person signing it must be printed or typed below the signature.

You should keep a copy of your return and any attachments in a safe place in case you need to refer to them at a later date. If someone prepares your return for you, be sure to get a copy for your records.

If you pay someone to prepare your return, the paid preparer must also sign it and fill in the other blanks in the paid preparer's area of your return. A person who prepares your return and does not charge you should not fill in the paid preparer's area.

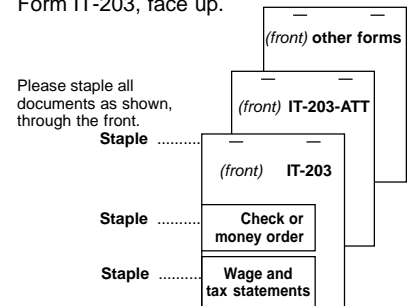
Note to paid preparers - When signing a taxpayer's New York State income tax return, you must enter the same identification number that you used on the taxpayer's federal return, either your social security number or your federal preparer tax identification number (PTIN). If you did not prepare a federal income tax return for the taxpayer, you must use your PTIN if you have one; otherwise, use your social security number.

Step 7

Return assembly

Illustrated below is the correct way to assemble your return and the various attachments for the most efficient handling. You can help ensure that your return (and your refund, if you are entitled to one) is processed as quickly as possible by taking a few moments to assemble your forms as shown.

- **Staple** wage and tax statements to the bottom **front** of your return.
- **Staple** payments, if any, to the front of your return, above the wage and tax statements.
- If you are filing Form IT-280, *Nonobligated Spouse Allocation*, please staple it, along with any related correspondence, to the back of your return.
- Staple any other forms behind your Form IT-203, face up.



Step 8

Checklist

Before you mail your return, a quick check will help you avoid common errors that may delay your return. **Did you:**

- attach your peel-off label?** If you do not have a label, did you enter your name(s), address and other information required in Step 5 (if you are a part-year resident), in the white spaces at the top of your return?
- enter your social security number(s)** in the boxes to the right of the name entries (whether you use a peel-off label or not)?
- enter your permanent home address**, if required? See *Permanent home address* above.
- mark an X in your filing status box at item A?**
- mark an X in the Yes or No box at items B and F?**

- mark an **X** in the box at item C if you do not need forms mailed to you next year?
- enter at item D the number of months you and/or your spouse lived in New York City if you entered an amount on line 55?
- mark an **X** in the **Standard or Itemized deduction box** next to line 32?
- enter your dependent exemption amount on line 34?
- use the correct column of the tax table?
- claim any credit(s) that you may qualify for and attach a copy of the specific credit form?
- mark an **X** in box 1, 2, or 3 at item E because you moved into or out of New York State in 2001, and enter the date you moved?
- sign your return? (unless filing Form IT-203-C, both husband and wife must sign a joint return)
- make your check or money order payable to **New York State Income Tax for the full amount you owe?**
- write your social security number and **2001 Income Tax** on your check or money order?
- staple your wage and tax statement(s), federal Form W-2 (Copy 2), to the front bottom of your return according to Step 7?
- attach Form IT-203-ATT? (if you:
 - (1) are allocating wage or salary income on Schedule A, *Allocation of wage and salary income to New York State*;
 - (2) marked the Yes box at item F of Form IT-203 and must complete Schedule B, *Living quarters maintained in New York State by a nonresident*; or
 - (3) are claiming the New York itemized deduction)
- attach Form IT-203-B? (if you:
 - (1) are subject to other New York State or New York City taxes; or
 - (2) are claiming other tax credits)

Step 9

Use the preaddressed mailing envelope

To speed your refund, use the preaddressed envelope that came with your tax packet. If you are claiming a refund, mark an **X** in the box on the front of the envelope. If you do not have a preaddressed envelope, address your envelope as follows:

For refund returns:

STATE PROCESSING CENTER — REFUND '01
PO BOX 61000
ALBANY NY 12261-0001

For all other returns:

STATE PROCESSING CENTER
PO BOX 61000
ALBANY NY 12261-0001

Private delivery services

If you choose, you may use a private delivery service, instead of the U.S. Postal Service, to file your return. However, if, at a later date, you need to establish the date you filed your return, you cannot use the date recorded by a private delivery service **unless** you used a delivery service that has been designated by the U.S. Secretary of the Treasury or the Commissioner of Taxation and Finance. If you have used a designated private delivery service and need to establish the date you filed your return, contact that private delivery service for instructions on how to obtain written proof of the date your return was given to the delivery service for delivery. If you use **any** private delivery service, whether it is a designated service or not, address your return to: **State Processing Center, 431C Broadway, Albany NY 12204-4836.**

The current designated private delivery services are:

1. Airborne Express (Airborne):
 - Overnight Air Express Service
 - Next Afternoon Service
 - Second Day Service
2. DHL Worldwide Express (DHL):
 - DHL Same Day Service
 - DHL USA Overnight
3. Federal Express (FedEx):
 - FedEx Priority Overnight
 - FedEx Standard Overnight
 - FedEx 2 Day
4. United Parcel Service (UPS):
 - UPS Next Day Air
 - UPS Next Day Air Saver
 - UPS 2nd Day Air
 - UPS 2nd Day Air A.M.
 - UPS Worldwide Express
 - UPS Worldwide Express Plus

For more information, see Publication 55, *Designated Private Delivery Services*.

Amending your New York State return

Which form to use

If after filing your 2001 New York State Form IT-203, you realize that you made an error, or if the IRS makes changes to your federal return (whether you agree with the changes or not), you must file an amended New York State return on 2001 Form IT-203-X, *Amended Nonresident and Part-Year Resident Income Tax Return*, to correct the error or to report the changes.

To file an amended return or report federal changes for tax years 1995 and after, use Form IT-203-X and its instructions (IT-203-X-1) for the specific year you are amending.

To file an amended return or report federal changes for tax years prior to 1995, you must use Form IT-203 and its instructions for the tax year you are amending. Mark *Amended* at the top of the front page of that prior year's Form IT-203 (e.g., an amended 1994 return would be filed on 1994 Form IT-203, marked *Amended*).

If you are reporting federal changes for a tax year prior to 1988, use Form IT-115, *Report of Federal Changes*.

Do **not** use Form IT-203-X to report a net operating loss carryback, to protest a paid assessment which was based on a statement of audit changes, or to file a protective claim; use Form IT-113-X, *Claim for Credit or Refund of Personal Income Tax*. However, if you are reporting any of the above and some other change(s) to your 2001 Form IT-203, you must file Form IT-203-X showing all changes; do **not** use Form IT-113-X in this case.

Caution: If you were a full-year New York State resident for this tax year, you must use

Form IT-201-X, *Amended Resident Income Tax Return*, to correct an error or to report federal changes; do **not** use Form IT-203-X in this case. For more information, see the instructions for Form IT-201-X.

When to file

Generally, Form IT-203-X must be filed within three years of the date the original return was filed or within two years of the date the tax was paid, whichever is later.

For more specific information regarding the timeliness of filing a refund claim, making changes to your original New York State return, or reporting changes made by the IRS, see Form IT-203-X-1, *Instructions for Form IT-203-X*.

Forms, information, and records you will need in order to file

You will need the following items in order to file your amended nonresident and part-year resident income tax return on Form IT-203-X:

- A blank Form IT-203-X with instructions for the tax year you are amending (that is, tax years 1995 and thereafter).
- Other blank New York forms for the tax year you are amending, if you are amending certain other taxes, credits or deductions that require an additional form to be filed (e.g., IT-203-ATT, IT-203-B, IT-212, IT-212-ATT, IT-215, IT-216, IT-217, IT-219, IT-220, IT-230, IT-360.1, IT-399, IT-2105.9, etc.), if applicable. For more information on other forms you may have to file, see pages 9 and 10 of these instructions.

- Form IT-203-P (Packet) or IT-203-I (Instructions) for the tax year you are amending.
- A copy of your originally filed New York return for the tax year you are amending, including supporting forms and schedules.
- A copy of your originally filed and amended (if you filed one) federal income tax return for the tax year you are amending.
- Copies of your original and any subsequent or corrected wage and tax statements for the applicable tax year.
- Copies of detailed final federal determination if reporting federal changes for the applicable tax year.

When amending, use Form IT-203 instructions for information

If, when filing Form IT-203-X, you have any questions on the taxability of income, on whether or not a deduction is allowable on your amended return, on the use of federal figures on your New York return or on whether or not an item of income or deduction should be sourced to New York State, see the instructions for Form IT-203. If you still feel you need assistance, see *Need help?* in the instructions for Form IT-203 or Form IT-203-X.

For more information about filing an amended nonresident and part-year resident income tax return, see Form IT-203-X-1, Instructions for Form IT-203-X, for the tax year you are amending. See Need help? on the back cover for information on how to get forms.

Instructions for Form IT-203-ATT – Income Allocation and Itemized Deduction

Form IT-203-ATT contains Schedule A – Allocation of wage and salary income to New York State, Schedule B – Living quarters maintained in New York State by a nonresident, Schedule C – New York State itemized deduction, and Schedule D, College tuition itemized deduction worksheet.

Purpose of Form IT-203-ATT — If you elect to claim the New York itemized deduction, fill in Form IT-203-ATT and attach it to your return. If you need more forms or schedules, see *Need help?* on the back cover of these instructions.

The lines for entering your federal itemized deductions are on **Form IT-203-ATT**. If you itemized your deductions on federal Form 1040, fill in lines 1 through 15, **Schedule C, of Form IT-203-ATT**. Compare the line 15 amount to your allowable standard deduction amount from the **Standard deduction table** on page 26 and enter the larger amount on line 32 of Form IT-203.

Schedule A

Allocation of wage and salary income to New York State

Complete a separate Schedule A for each job that you had during the year for which you earned income in and out of New York State and for which your income was not based on the volume of business transacted.

Two additional copies of Schedule A are provided on the back of the form. If you need more than three copies of Schedule A, you can either photocopy or create a facsimile of this schedule.

Failure to complete Schedule A and attach it to your Form IT-203 will result in a delay in the processing of your return.

For more information about Schedule A, see the instructions for Form IT-203, line 1 on page 15 of these instructions.

Schedule B

Living quarters maintained in New York State by a nonresident

Complete this schedule if you marked the Yes box for item F on the back of Form IT-203. If you or your spouse had living quarters available for your use in New York State during any part of 2001, enter the address(es). These living quarters would include a house, apartment, co-op or any other living quarters maintained or paid for by you or your spouse, or any living quarters maintained for your use by another person, family member or employer.

For example, if a company were to lease an apartment for the use of the company's president or chief executive officer, and the dwelling was principally available to that individual, the individual would be considered as maintaining living quarters in New York even though others might use the apartment on an occasional basis.

Give the number of days you were in New York State, even if on personal business. Do not count days you traveled through New York State to use a common carrier such as an airplane, train, or bus.

Schedule C

New York State itemized deduction

Lines 1 through 8

Enter on each line the total of each group of itemized deductions (medical and dental, taxes, moving expenses, etc.) and total itemized deductions exactly as you reported them on your federal Schedule A (Form 1040), *Itemized Deductions*. If your federal adjusted gross income is more than \$132,950 (\$66,475 if married filing separately), you may not have been able to deduct all of your federal itemized deductions. **For those taxpayers with income above this amount, the total of Form IT-203-ATT, lines 1 through 7, in most instances will not equal the amount on line 8.** The difference represents itemized deductions disallowed for federal purposes.

Line 9

State, local, and foreign income taxes and other subtraction adjustments

If your Form IT-203, line 18, federal amount is:

- \$132,950 or less** (\$66,475 or less if you are married filing separately), and you itemized your deductions on your federal return, enter the amount of state, local and foreign income taxes included on line 2 of Form IT-203-ATT and any other subtraction adjustments (from itemized deductions), A through E, listed below.
- more than \$132,950** (more than \$66,475 if you are married filing separately), and you itemized your deductions on your federal return, complete Worksheets 1 and 2, on this page.

Other subtraction adjustments from itemized deductions

On a separate sheet marked **Form IT-203-ATT, Line 9 — Other subtraction adjustments**, identify by item letter (from the list of subtractions below) other subtraction adjustments that apply to you. Show the amount of each and attach this sheet to your return. Total all your subtractions and include that amount in the total for line 9.

- A** Ordinary and necessary expenses paid or incurred in connection with income, or property held for the production of income, which is exempt from New York income tax but only to the extent deducted in figuring your federal taxable income.
- B** Amortization of bond premium attributable to 2001 on any bond whose interest income is exempt from New York income tax, but only to the extent deducted in figuring your federal taxable income.
- C** Interest expense on money borrowed to purchase or carry bonds or securities whose interest is exempt from New York income tax.
- D** If you are a shareholder of a federal S corporation that could elect but did not elect to be a New York S corporation, any S corporation deductions included in your federal itemized deductions. If an S corporation short year is involved, you must allocate those deductions.

- E** Premiums paid for long-term care insurance to the extent deducted in determining federal taxable income from **Worksheet 1** below.

Worksheet 1	
Long-term care adjustment	
1. Amount of long-term care premiums included on federal Form 1040, Schedule A, line 1	1. _____
2. Amount from federal Form 1040, Schedule A, line 1	2. _____
3. Divide line 1 by line 2 and carry the result to four decimal places	3. _____
4. Amount from federal Form 1040, Schedule A, line 4	4. _____
5. Multiply line 4 by line 3	5. _____
If Form IT-203, line 18 is:	
- \$132,950 or less (\$66,475 or less if you are married filing separately), also include the line 5 amount in the total for Form IT-203-ATT, line 9	
- more than \$132,950 (more than \$66,475 if you are married filing separately), also enter the line 5 amount on Worksheet 2 , line 10, below.	

Worksheet 2	
Subtraction adjustment limitation	
1. Enter amount from line 9 of the federal itemized deduction worksheet (in instructions for line 28 of federal Form 1040, Schedule A)	1. _____
2. Enter amount from federal itemized deduction worksheet, line 3	2. _____
3. Divide line 1 by line 2 and carry the result to four decimal places	3. _____
4. Amount of state, local and foreign income taxes from federal Form 1040, Schedule A, lines 5 and 8.	4. _____
5. Amount of subtraction adjustments (from itemized deductions) A and B on this page, included in total federal itemized deductions from federal Form 1040, Schedule A, line 28, before any federal disallowance. Also include that portion of the deductions under subtraction adjustment D that is included in lines 18, 26, and 27 of federal Schedule A (e.g., contributions)	5. _____
6. Add lines 4 and 5	6. _____
7. Multiply line 6 by line 3	7. _____
8. Subtract line 7 from line 6.	8. _____
9. Enter other subtraction adjustments (to itemized deductions) C and D listed on this page excluding that portion of D included in line 5	9. _____
10. Enter the amount from Worksheet 1 (above), line 5	10. _____
11. Add lines 8, 9, and 10. Enter the total on Form IT-203-ATT, line 9 ...	11. _____

Partners — Include on line 9 the subtractions described on page 34 that apply to your share of partnership deduction items (if not included in your New York subtractions on the front page of Form IT-203). Determine your share of partnership items from Form IT-204, *Partnership Return*.

S corporation shareholders — If you are a shareholder of a federal S corporation for which the election to treat the corporation as a New York S corporation was in effect for the tax year, or if you were not eligible to make the election to treat your corporation as a New York S corporation because the corporation is not subject to Article 9-A, general business corporation franchise tax, or Article 32 banking corporation franchise tax, include on line 9 subtractions *A, B, C, and E*, described on page 34, that apply to your pro rata share of S corporation items of income, loss or deduction. If the election to be a New York S corporation terminated during the tax year, you must allocate those items. Obtain your share of S corporation items from the S corporation.

If you are a shareholder of a federal S corporation that could elect but did not elect to be a New York S corporation, include subtraction *D*.

Line 10

Subtract line 9 from line 8 and enter the result.

If you made no entry on line 9, enter the amount from line 8 on line 10.

Line 11

You must complete Schedule D on the back of Form IT-203-ATT to compute your college tuition itemized deduction. See the instructions for Schedule D below. Transfer the amount from line 3 of Schedule D to line 11.

Line 12

Addition adjustments for itemized deductions

On a separate sheet marked **Form IT-203-ATT, line 12 - Addition adjustments to itemized deductions**, identify by item letter (from the list of additions below) addition adjustments that apply to you. Show the amount of each and attach this sheet to your return. Total all your additions and include that amount in the total for line 12.

F Interest expense on money borrowed to purchase or carry bonds or securities whose interest is subject to New York income tax, but exempt from federal income tax, if this interest expense was not deducted on your federal return or shown as a New York subtraction on the front page of your state return.

G Ordinary and necessary expenses paid or incurred during 2001 in connection with income, or property held for the production of income, which is subject to New York income tax but exempt from federal income tax, if these expenses were not deducted on your federal return or shown as a New York subtraction on the front page of your state return.

H Amortization of bond premium attributable to 2001 on any bond whose interest income is subject to New York income tax, but exempt from federal income tax, if this

amortization was not deducted on your federal return or shown as a New York subtraction on the front page of your state return.

Partners — Include on line 12 the additions described above that apply to your share of partnership deduction items (if not included in your New York additions on the front page). Determine your share of partnership items from Form IT-204, *Partnership Return*.

S corporation shareholders — If you are a shareholder of a federal S corporation for which the election to treat the corporation as a New York S corporation was in effect for the tax year, or if you were not eligible to make the election to treat your corporation as a New York S corporation because the corporation is not subject to Article 9-A general business corporation franchise tax, or Article 32 banking corporation franchise tax, include on line 12 additions *F through H*, described above, that apply to your pro rata share of S corporation items of income, loss, or deduction. If the election to be a New York S corporation terminated during the tax year, you must allocate those items. Obtain your share of S corporation items from the S corporation.

Line 13

Add lines 10, 11 and 12 and enter the total on line 13.

Line 14

Itemized deduction adjustment

Enter the amount of your itemized deduction adjustment. If Form IT-203, line 31 is:

- \$100,000 or less, enter "0" on line 14.
- more than \$100,000 but not more than \$475,000, fill in **Worksheet A** below.
- more than \$475,000 but not more than \$525,000, fill in **Worksheet B** below.
- more than \$525,000, enter 50% (.50) of line 13 on line 14.

Worksheet A

1. New York adjusted gross income from Form IT-203, line 31 1. _____
2. Filing status ① or ③ enter \$100,000, or filing status ④ enter \$150,000 or filing status ② or ⑤ enter \$200,000 2. _____
3. Subtract line 2 from line 1. (If line 2 is more than line 1, enter "0" on Form IT-203-ATT, line 14. **Do not continue with this worksheet.**) 3. _____
4. Enter the lesser of line 3 or \$50,000 4. _____
5. Divide line 4 by \$50,000 and carry the result to four decimal places 5. _____
6. Enter 25% (.25) of Form IT-203-ATT, line 13 6. _____
7. Multiply line 5 by line 6 7. _____

Transfer the line 7 amount to Form IT-203-ATT, line 14.

Worksheet B

1. Enter the excess of New York adjusted gross income from Form IT-203, line 31, over \$475,000 (cannot exceed \$50,000) 1. _____
2. Divide line 1 by \$50,000 and carry the result to four decimal places 2. _____
3. Enter 25% (.25) of Form IT-203-ATT, line 13 3. _____
4. Multiply line 2 by line 3 4. _____
5. Add lines 3 and 4 5. _____

Transfer the line 5 amount to Form IT-203-ATT, line 14.

If you elected to itemize deductions on your New York return, you must attach your completed Form IT-203-ATT to your Form IT-203.

Schedule D

College tuition itemized deduction worksheet

For tax years beginning on or after January 1, 2001, if you, your spouse, or your dependent(s) were a student enrolled at or attending an institution of higher education, you may be entitled to a college tuition itemized deduction.

Note: If a student is claimed as a dependent on another person's tax return, see *Special rules* on page 36.

Eligible student means the taxpayer, the taxpayer's spouse, or the taxpayer's dependent (for which an exemption for federal income tax purposes is allowed).

Qualified college tuition expenses mean the tuition required for the enrollment or attendance of the eligible student at an institution of higher education. It does not matter whether the expenses were paid by cash, check, credit card, or with borrowed funds. In addition, the eligible student does not have to be enrolled in a degree program or attend full time for the expenses to qualify. However, only undergraduate enrollment or attendance qualifies. Tuition payments required for enrollment or attendance in a course of study leading to the granting of a postbaccalaureate or other graduate degree **do not** qualify.

Generally, qualified college tuition expenses paid on behalf of an eligible student by someone other than the person who claims the student as a dependent are treated as paid by the student. However, in the case of married couples filing separate returns, see *Special rules* on page 36.

Qualified college tuition expenses paid on behalf of an eligible student from a qualified state tuition program (such as the New York State College Choice Tuition Savings Program), are considered to be payments of qualified college tuition expenses paid by the eligible student for purposes of this deduction.

If you or the eligible student claims a federal deduction for qualified college tuition expenses, for example, as an itemized deduction on federal schedule A or as a deduction on federal Schedule C (Form 1040), you can still use these expenses to compute the college tuition itemized deduction.

Qualified tuition expenses do not include:

- tuition paid through the receipt of scholarships or financial aid (for this purpose, financial aid does not mean student loans, other loans and grants that must be repaid either before or after the student ceases attending school);
- amounts paid for room and board, insurance, medical expenses (including student health fees), transportation, or other similar personal, living, or family expenses; or
- fees for course-related books, supplies, equipment, and non-academic activities, even if the fees are required to be paid to the institution as a condition of enrollment or attendance.

An *institution of higher education* means any institution of higher education or business, trade, technical, or other occupational school, located in or out of New York State, that is recognized and approved by either the regents of the University of New York or a nationally recognized accrediting agency or association accepted by the regents. In addition, the institution or school must provide a course of study leading to the granting of a post-secondary degree, certificate, or diploma.

Special rules

Limitation: The maximum amount of qualified college tuition expenses allowed is \$10,000 if your filing status is single (whether or not you can be claimed as a dependent on another taxpayer's return), head of household, qualifying widow(er) with dependent child, or

married filing separate returns. For married taxpayers filing a joint return, the maximum amount of qualified college tuition expenses allowed is \$20,000. However, there is no limit on the number of eligible students for whom you may claim the itemized deduction.

Spouses filing separately: If you and your spouse are filing separate returns, you may each claim your separately computed college tuition itemized deduction based upon the amount of qualified college tuition expenses you paid, whether or not you claimed the eligible student as a dependent on your return. The expenses that may be taken into account by each spouse are limited to \$10,000. One spouse may not claim the unused part of the other spouse's limitation.

Dependents: If your dependent was an eligible student and paid all or part of his or her own qualified college tuition expenses, you may not claim an itemized deduction for those expenses. However, your dependent may claim an itemized deduction for the amount of expenses he or she paid if he or she claimed itemized deductions on his or her federal return. To claim the college tuition itemized deduction, the dependent must file his or her own New York State income tax return.

If a parent and a dependent each pay part of the qualified tuition expenses, both are allowed to claim their own separately computed college tuition itemized deductions based upon a maximum amount of qualified college tuition expenses allowed of \$10,000 each.

Column A

Enter the first and last name of the eligible student. If you are claiming the college tuition itemized deduction for more than three students, attach a statement.

Column B

Enter the student's social security number.

Column C

Enter the name and mailing address of the institution of higher learning to whom you paid qualified college tuition expenses.

Column D

Enter only qualified college tuition expenses paid for the eligible student in 2001. Qualified college tuition expenses paid in 2001 for an academic period that begins in 2002 or thereafter are considered expenses eligible for the 2001 college tuition itemized deduction.

You must reduce the total of your qualified college tuition expenses by any scholarships, financial aid, or by any refunds of qualified college tuition expenses you receive. If the refund, scholarship, or financial aid is received in the same year in which the expenses were paid or in the following year before you file your tax return, or if you can determine the amount of the refund, scholarship, or financial aid even if you have not yet received it, reduce your qualified college tuition expenses by the amount received, or that will be received, and figure your itemized deduction using the reduced amount of qualified college tuition expenses. If the refund, scholarship, or financial aid is received after you file your return for the year in which the expenses were paid and you were not able to determine the amount of the refund, scholarship, or financial aid in order to reduce your qualified college tuition expenses, you must file Form IT-203-X, *Amended Nonresident and Part-Year Resident Income Tax Return*, to figure the amount by which your college tuition itemized deduction would have been reduced if the refund, scholarship, or financial aid had been received in the year for which you claimed the itemized deduction.

e-Tax Services

We invite you to visit our Web site at www.tax.state.ny.us to learn about our growing list of electronic tax services.

- Link to a third-party site where you can e-file your income tax return.
- Find forms and instructions.
- Check the status of your income tax refund.
- Pay your income taxes by credit card.
- Review your estimated tax account balance.
- Apply for an automatic extension of time to file your return.
- Apply for an income tax installment payment agreement.



Stay tuned for more innovative tax services from the New York State Tax Department ...

www.tax.state.ny.us

Instructions for Form IT-203-B – Other New York State and City of New York Taxes and Tax Credits

Form IT-203-B, *Other New York State and City of New York Taxes and Tax Credits*, contains the lines for other taxes and tax credits.

Purpose of Form IT-203-B — If you are subject to other New York State or New York City taxes, or if you are claiming other New York State, New York City, or Yonkers credits, fill in Form IT-203-B and attach it to your return. If you need more forms, see *Need help?* on the back cover of these instructions.

Part I — Other New York State taxes

Line 1

New York State tax on capital gain portion of lump-sum distribution

Enter the amount of New York State tax on the capital gain portion of your lump-sum distribution after completing Worksheet C in the instructions for Form IT-230, *Separate Tax on Lump-Sum Distributions*. If you used federal Form 4972, *Tax on Lump-Sum Distributions*, Part II, to figure your federal tax on the capital gain portion of a lump-sum distribution, figure your state tax on Form IT-230, Part II, and attach it to your return. For more information, see Form IT-230-I, *Instructions for Form IT-230*.

Line 2

Add-back of investment credit on early dispositions

Enter the amount of add-back of investment credit on early dispositions of investment credit property. If you dispose of property on which an investment credit has been taken, or if prior to January 1, 1987, a research and development credit was taken, or if the property ceases to be in qualified use before the end of its useful life or specified holding period ends, you must add back in the year of disposition the difference between the investment credit or research and development credit taken and the investment credit or research and development credit allowed. Fill in Form IT-212, *Investment Credit*, and attach it to your return.

Line 3

Add-back of financial services industry investment credit on early dispositions

Enter the amount of add-back of financial services industry investment credit on early dispositions of financial services industry investment credit property. If you dispose of property on which a financial services industry investment credit had previously been taken, or if the property ceases to be in qualified use before the end of its useful life or specified holding period ends, you must add back, in the year of disposition, the difference between the credit **taken** and the credit **allowed**. Fill in Form IT-252, *Investment Tax Credit for the*

Financial Services Industry, and attach it to your return.

Line 4

Add-back of financial services industry EZ investment tax credit on early dispositions and add-back of financial services industry EZ employment incentive credit on early dispositions

Enter the amount of add-back of the above credits. If you dispose of property on which a credit had previously been taken, or if the property ceases to be in qualified use before the end of its useful life or specified holding period ends, you must add back in the year of disposition the difference between the financial services industry EZ investment tax credits and financial services industry EZ employment incentive credits **taken** and the credits **allowed**. Fill in Form IT-605, *Claim for EZ Investment Tax Credit and EZ Employment Incentive Credit for the Financial Services Industry*, and attach it to your return.

Line 5

Add-back of EZ capital tax credit, EZ investment tax credit, and EZ employment incentive credit on early dispositions

Enter the amount of add-back of EZ capital tax credit on early dispositions of stock, a partnership interest, or other ownership interest arising from the making of a qualified investment. If you sell, transfer, or otherwise dispose of corporate stock, a partnership interest, or other ownership interest that was the basis for the allowance of the EZ capital tax credit or where a contribution or investment is in any manner recovered by you, you must add back in the year of disposition the difference between the EZ capital tax credit taken and the credit allowed. Fill in Form IT-602, *Claim for EZ Capital Tax Credit*, and attach it to your return.

Enter the amount of add-back of EZ investment tax credit on early dispositions of qualified property located within the EZ. If you dispose of property on which an EZ investment tax credit has been taken or if the property ceases to be in qualified use before the end of its useful life or specified holding period, you must add back in the year of disposition the difference between the EZ investment tax credit taken and the credit allowed. Fill in Form IT-603, *Claim for EZ Investment Tax Credit and EZ Employment Incentive Tax Credit*, and attach it to your return.

Line 6

Add-back of resident credit for taxes paid to a province of Canada

Enter the amount of add-back of resident credit for taxes paid to a province of Canada from Form IT-112-R, *New York State Resident Tax Credit*. Any provincial tax that entitled you to a resident credit in a previous year that is now being used in the computation of your current year federal foreign tax credit must be

added back, even if you are not claiming a resident tax credit on your current year return. For more information, see Form IT-112-R-I, *Instructions for Form IT-112-R*.

Line 7

Add-back of farmers' school tax credit on converted property

Enter the amount of add-back of farmers' school tax credit on converted property. If you qualified agricultural property, on which a farmers' school tax credit has been taken, is converted to nonqualified use, you may be required to add back in the year of conversion the farmers' school tax credit taken on the converted property in the prior year. Fill in Form IT-217, *Claim for Farmers' School Tax Credit*, and attach it to your return. For more information, see Form IT-217-I, *Instructions for Form IT-217*.

Line 8

Add-back of alternative fuels credit on early dispositions

Enter the amount of add-back of alternative fuels credit on early dispositions of electric vehicles; clean-fuel vehicle property, and clean-fuel vehicle refueling property. If you dispose of property for which an alternative fuels credit has been taken, you may have to add back in the year of disposition the difference between the alternative fuels credit taken and the alternative fuels credit allowed. Fill in Form IT-253, *Alternative Fuels Credit*, and attach it to your return. For more information, see Form IT-253-I, *Instructions for Form IT-253*.

Line 9

Add-back of QETC capital tax credit on early dispositions

Enter the amount of add-back of QETC capital tax credit on early dispositions of QETC capital tax credit property. If you dispose of property on which a QETC capital tax credit has been taken, or if the property ceases to be in qualified use before the end of its useful life or specified holding period, you must add back in the year of disposition the difference between the QETC capital tax credit taken and the credit allowed. Fill in Form DTF-622, *Claim for QETC Capital Tax Credit*, and attach it to your return.

Line 15

New York State separate tax on lump-sum distributions

Enter your New York State separate tax on lump-sum distributions. If you used federal Form 4972 to figure your federal tax on lump-sum distributions, figure your state separate tax on Form IT-230 and attach it to your return. For more information, see Form IT-230-I, *Instructions for Form IT-230*.

Line 16**Resident credit against separate tax on lump-sum distributions**

Enter the amount of resident credit you are claiming against the separate tax on lump-sum distributions. If you received a distribution that is considered a lump-sum distribution for federal income tax purposes, you may qualify for a credit against the state separate tax on lump-sum distributions reported on line 15. This distribution must be from sources outside New York State and must be subject to income tax or to a separate tax by another state, by a local government of another state, by the District of Columbia, or by a province of Canada.

To claim this credit, fill in Form IT-112.1, *Resident Credit Against Separate Tax on Lump-Sum Distributions*. Attach Form IT-112.1 and a copy of the tax return filed with the other state or province of Canada to your New York State return.

Line 18**New York State minimum income tax**

Enter your New York State minimum income tax. If you had New York State tax preference items totaling more than your specific deduction of \$5,000 (\$2,500 if married and filing separately), you may be subject to the state minimum income tax. The tax preference items are: depreciation (pre-1987), intangible drilling costs, section 1202 exclusion, and New York addition for restoration of net operating loss deduction. Fill in Form IT-220, *Minimum Income Tax*, and attach it to your return. For more information, see Form IT-220-I, *Instructions for Form IT-220*.

Line 20**Excess child and dependent care credit**

If you are a part-year resident and are claiming the New York State child and dependent care credit, enter the amount (if any) from Form IT-216, *Claim for Child and Dependent Care Credit*.

Line 22**Excess earned income credit**

If you are a part-year resident and are claiming the New York State earned income credit, enter the amount (if any) from Form IT-215, *Claim for Earned Income Credit*.

Part II — Other city of New York taxes

If you are subject to other New York City taxes as listed below, complete Part II.

Line 24**Part-year city of New York resident tax**

If you were a New York City resident for only part of 2001, enter your part-year New York City resident tax from Form IT-360.1, *Change of City Resident Status*, and attach it to your return. For more information, see Form IT-360.1-1, *Instructions for Form IT-360.1*.

Line 25**City of New York minimum income tax**

Enter your New York City minimum income tax. If you were a New York City resident for part of 2001 and you are subject to the New York State minimum income tax, you must also figure your **New York City** minimum income tax for that part of the year you were a New York City resident on Form IT-220 and attach it to your return. For more information, see IT-220-I, *Instructions for Form IT-220*.

Part III — Other tax credits**Section A — New York State nonrefundable/non-carryover credits****Line 27****Resident credit**

If you were a part-year resident and are claiming a resident credit, enter the amount of credit from Form IT-112-R, *Resident Tax Credit*. If your income was from sources outside New York State during your resident period and you paid income taxes to another state, to a local government of another state, to the District of Columbia, or to a province of Canada, you may qualify for a tax credit against your New York State tax (section 620 of the Tax Law). Attach Form IT-112-R and a copy of the tax return filed with the other state, or province of Canada, to your New York State return. For more information, see Form IT-112-R-1, *Instructions for Form IT-112-R*.

Line 28**Accumulation distribution credit**

Enter the amount of New York State accumulation distribution credit. If you are a beneficiary of a trust who received an accumulation distribution, you may be allowed a credit for New York State income taxes paid by the trust (section 621 of the Tax Law). Attach a schedule showing how you figured your credit.

Line 29**Defibrillator credit**

Enter the amount of defibrillator credit from Form IT-250, *Claim for Credit for Purchase of an Automated External Defibrillator*. You may claim the defibrillator credit if you purchased an automated external defibrillator machine. The credit is equal to the cost of the unit, but may not exceed \$500 per unit (there is no limit on the number of units for which the credit may be taken). Attach Form IT-250 to your return. For more information see Form IT-250-I, *Instructions for Form IT-250*.

Line 30**QEZE tax reduction credit**

Enter the amount of QEZE tax reduction credit from Form IT-604, *Claim for QEZE Credit for Real Property Taxes and QEZE Tax Reduction Credit*. The amount of the credit is the product of four factors: (1) the tax factor, (2) the zone allocation factor, (3) the employment increase

factor and (4) the benefit period factor. Attach Form IT-604 to your return. For more information, see Form IT-604-I, *Instructions for Form IT-604*.

Section B — New York State nonrefundable/carryover credits

Note: The credits reported in this section are credits which reduce your tax and, if the amount of the credit exceeds your tax, the excess may be carried over to a future year (or years). If you are claiming an original credit or a carryover of a credit listed in this section, be sure to complete the appropriate form and attach it to your return.

If the amount of the credits reported on lines 31 through 47 of *Section B* exceeds the sum of the taxes shown on Form IT-203, line 44 and Form IT-203-B, line 10, reduced by the credits reported in Part III, *Section A* (of Form IT-203-B), you may have a credit carryover to 2002. If you have an excess credit, and you are claiming more than one credit in Part III, *Section B*, you may apply the credits against the amount determined above in any manner you choose in order to determine the excess. However, it will be to your benefit to apply carryover credits with limited carryover periods first. For information on credits and carryovers, see Publication 99, *General Information on New York State and New York City Income Tax Credits*.

Line 31**Part-year solar electric generating equipment credit**

Enter the amount of credit from Form IT-255, *Solar Electric Generating Equipment Credit*.

You can claim this credit based on the cost of purchasing and installing a system that generates solar electric energy for residential use. The equipment must be located and used at the taxpayer's principal residence in New York State.

Attach Form IT-255 to your return. For more information, see Form IT-255.

Line 32**Investment credit**

Enter the amount of credit from Form IT-212, *Investment Credit*, and (if applicable) Form IT-212-ATT, *Historic Barn Rehabilitation Credit and Employment Incentive Credit*.

You can claim an investment credit if you have tangible property located in New York State which you use 1) to produce goods by manufacturing, processing, mining, agriculture or similar activities; 2) for research and development purposes, pollution control purposes, or waste treatment purposes; 3) in your business that is a retail enterprise and you have qualified rehabilitation expenditures on property located in New York State; or 4) to claim the historic barn credit on Form IT-212-ATT because you have qualifying rehabilitation expenditures paid or incurred to restore a historic barn located in New York

State (section 606(a) of the Tax Law). In addition, if you placed property in service after January 1, 1997, that qualified for the investment tax credit, you may qualify for the employment incentive credit. The employment incentive credit may be claimed for up to three years following the year the original investment credit was claimed.

Attach Form IT-212 and, if applicable, Form IT-212-ATT to your return. For more information, see Form IT-212-I, *Instructions for Form IT-212*, and Form IT-212-ATT-I, *Instructions for Form IT-212-ATT*.

Line 33

Financial services industry investment credit

Enter the amount of credit from Form IT-252, *Investment Credit for the Financial Services Industry*.

You can claim this credit if you have tangible property, located in New York State which you use 1) in connection with the purchase or sale of stocks, bonds or other securities as a broker or dealer, or 2) in your trade or business to provide investment advisory services for a regulated investment company, or lending loan arrangement or loan origination services to customers relating to the purchase or sale of securities.

Attach Form IT-252 to your return. For more information, see Form IT-252-I, *Instructions for Form IT-252*.

Lines 30, 34 through 38, and 60 identify credits available for empire zones (EZ) and zone equivalent areas (ZEA). In order to claim one of these credits, a taxpayer must be certified under Article 18-B of the General Municipal Law during the year the property was placed in service.

Line 34

EZ investment tax credit and EZ employment incentive credit

Enter the amount of credit from Form IT-603, *Claim for EZ Investment Tax Credit and EZ Employment Incentive Credit*. Attach Form IT-603 to your return. For more information, see Form IT-603-I, *Instructions for Form IT-603*.

Line 35

Financial services industry EZ investment tax credit and financial services industry EZ employment incentive credit

Enter the amount of credit from Form IT-605, *EZ Investment Credit for the Financial Services Industry*.

You can claim a financial services industry EZ investment tax credit if you acquired, constructed, reconstructed, or erected property in an EZ which you use 1) in connection with the purchase or sale of stocks, bonds or other financial services as a broker or dealer, or 2) in your trade or business to provide investment advisory services for a regulated investment company, or lending loan arrangement or loan origination services to customers relating to the purchase or sale of financial services. You may be eligible to claim a financial services industry EZ employment incentive credit if you acquired, constructed, reconstructed, or erected property for which a financial services industry EZ regular investment tax credit is allowed.

Attach Form IT-605 to your return. For more information, see Form IT-605-I, *Instructions for Form IT-605*.

Line 36

EZ wage tax credit

Enter the amount of credit from Form IT-601, *Claim for EZ Wage Tax Credit*. Attach Form IT-601 to your return. For more information, see Form IT-601-I, *Instructions for Form IT-601*.

Line 37

ZEA wage tax credit

Enter the amount of credit from Form IT-601.1, *Claim for ZEA Wage Tax Credit*. Attach Form IT-601.1 to your return. For more information, see Form IT-601.1-I, *Instructions for Form IT-601.1*.

Line 38

EZ capital tax credit

Enter the amount of credit from Form IT-602, *Claim for EZ Capital Tax Credit*. Attach Form IT-602 to your return. For more information, see Form IT-602-I, *Instructions for Form IT-602*.

Line 39

QETC employment credit

Enter the amount of QETC employment credit from Form DTF-621, *Claim for QETC Employment Credit*. The QETC employment credit is \$1,000 per full-time employee that a qualified emerging technology company employs in excess of 100% of the company's base-year employment. Generally, base-year employment means the average number of individuals employed full time by the taxpayer in this state during the three taxable years immediately preceding the first taxable year in which the credit is claimed. For more information, see Form DTF-621-I, *Instructions for Form DTF-621*.

Line 40

QETC capital tax credit

Enter the amount of QETC capital tax credit from Form DTF-622, *Claim for QETC Capital Tax Credit*. The QETC capital tax credit is 10% of investments in QETC companies held for four years from the close of the tax year, and 20% for investments held for nine years. The credit is claimed in the year the investment is initially made. The total credit allowable for all years may not exceed \$150,000 for the four-year investments, and \$300,000 for the nine-year investments. For more information see Form DTF-622-I, *Instructions for Form DTF-622*.

Line 41

Special additional mortgage recording tax credit carryover

This credit is no longer allowed. However, any unused credit from a prior year in which the credit was allowed can be carried over. Include on line 41 your special additional mortgage recording tax credit carryover for 2001. Attach a schedule showing how you figured your credit carryover.

See additions A-4 and A-5 on page 20 of these instructions.

Line 42

Solar and wind energy credit carryover

Enter the amount of solar and wind energy credit carryover. 1985 was the last year that this credit could be claimed. Section 606(g)(6) provides that any unused credit can be carried over to the following year or years. Taxpayers carrying over any unused credit from 2000 to 2001 must attach a schedule showing how the carryover was figured.

Line 43

Employment of persons with disabilities credit

Enter the amount of credit from Form IT-251, *Credit for Employment of Persons with Disabilities*. This credit is available to employers who employ persons with disabilities. The credit amount per employee can be up to \$2,100. The credit is also available to partners of partnerships, shareholders of New York S corporations, and beneficiaries of estates and trusts.

Attach Form IT-251 to your return. For more information, see Form IT-251-I, *Instructions for Form IT-251*.

Line 44

Alternative fuels credit

Enter the amount of credit from Form IT-253, *Alternative Fuels Credit*. You can claim this credit for electric vehicles, clean-fuel vehicle property, and clean-fuel vehicle refueling property placed in service during the tax year. The alternative fuels credit is applicable to property placed in service in a tax year beginning after 1997 and before 2003.

Attach Form IT-253 to your return. For more information, see Form IT-253-I, *Instructions for Form IT-253*.

Line 45

Residential fuel oil storage tank credit

Enter the amount of residential fuel oil storage tank credit from Form IT-254, *Claim for Residential Fuel Oil Storage Tank Credit*. You can claim the residential fuel oil storage tank credit for the cost of removal, and the cost of permanent closure of an unprotected tank, and the installation costs of a new residential fuel oil storage tank used to provide heating fuel for single to four-family residences located in New York State. Attach a copy of Form IT-254 to your return. For more information, see Form IT-254-I, *Instructions for Form IT-254*.

Line 46

Green building credit

Enter the amount of green building credit from Form DTF-630, *Claim for Green Building Credit*. The green building credit consists of the sum of six credit components, and in each case is based on the applicable costs paid or incurred. Attach a copy of Form DTF-630 to your return. For more information, see Form DTF-630-I, *Instructions for Form DTF-630*.

Line 47**Low-income housing credit**

Enter the amount of low-income housing credit from Form DTF-624, *Claim for Low-Income Housing Credit*. The low-income housing credit is allowed for the construction or rehabilitation of rent-restricted housing in New York State. Only buildings for which an eligibility statement has been issued by the Commissioner of Housing and Community Renewal qualify for the credit. Attach a copy of Form DTF-624 to your return. Also attach Form DTF-625, *Low-Income Housing Credit Allocation Certification*, and Form DTF-625-ATT, *Low-Income Housing Credit Annual Statement*, if required.

Section C — New York State, city of New York, and Yonkers refundable credits**Line 49****Part-year resident refundable child and dependent care credit**

If you are a part-year resident and you claimed the child and dependent care credit, enter on line 49 the amount (if any) from Form IT-216, *Claim for Child and Dependent Care Credit*, back page.

Line 50**Part-year resident refundable earned income credit**

If you are a part-year resident and you claimed and computed your own earned income credit, enter on line 50 the amount (if any) from Form IT-215, *Claim for Earned Income Credit*, back page. If you are having New York State compute your credit, leave line 50 blank.

Line 51**Farmers' school tax credit**

Enter the amount of credit from Form IT-217, *Claim for Farmers' School Tax Credit*. The credit is allowed for school taxes you paid on land, structures, and buildings owned by you that are located in New York State and used or occupied for agricultural production. An eligible farmer may be an individual or a married couple. Also, you may be entitled to the credit if you are a partner in a partnership, a shareholder of a New York S corporation, or a beneficiary of an estate or trust that owns property used in agricultural production.

Attach Form IT-217 to your return. For more information, see Form IT-217-I, *Instructions for Form IT-217*, and Publications 51, *Questions and Answers on New York State's Farmers School Tax Credit*, and 51.1, *Update to Publication 51*.

Line 52**Investment credit for new businesses**

Enter the amount of investment credit refund for new businesses from Form IT-212, *Investment Credit*. If your new business qualifies, you can claim a refund for the amount of your current year's unused investment credit instead of carrying it over to next year. Attach Form IT-212 to your return. For more information, see Form IT-212-I, *Instructions for Form IT-212*.

Line 53**Financial services industry investment credit for new businesses**

Enter the amount of credit from Form IT-252, *Investment Credit for the Financial Services Industry*. If your new business qualifies, you can claim a refund for the amount of your current year's unused financial services industry investment credit instead of carrying it over to next year. Attach Form IT-252 to your return. For more information, see Form IT-252-I, *Instructions for Form IT-252*.

Line 54**EZ investment tax credit and EZ employment incentive credit for new businesses**

Enter the amount of EZ investment tax credit and EZ employment incentive credit for new businesses from Form IT-603, *Claim for EZ Investment Tax Credit and EZ Employment Incentive Credit*. If your new business qualifies, you can claim a refund for the amount of your current year's unused credit instead of carrying it over to next year. Attach Form IT-603 to your return. For more information, see Form IT-603-I, *Instructions for Form IT-603*.

Line 55**Financial services industry EZ investment tax credit and EZ employment incentive credit for new businesses**

Enter the amount of credit from Form IT-605, *Claim for EZ Investment Tax Credit and EZ Employment Incentive Credit for the Financial Services Industry*. If your new business qualifies, you can claim a refund for the amount of your current year's unused credit instead of carrying it over to next year. Attach Form IT-605 to your return. For more information, see Form IT-605-I, *Instructions for Form IT-605*.

Line 56**EZ wage tax credit for new businesses**

Enter the amount of EZ wage tax credit for new businesses from Form IT-601, *Claim for EZ Wage Tax Credit*. If your new business qualifies, you can claim a refund for the amount of your current year's unused EZ wage tax credit instead of carrying it over to next year. Attach Form IT-601 to your return. For more information, see Form IT-601-I, *Instructions for Form IT-601*.

Line 57**ZEA wage tax credit for new businesses**

Enter the amount of ZEA wage tax credit for new businesses from Form IT-601.1, *Claim for ZEA Wage Tax Credit*. If your new business qualifies, you can claim a refund for the amount of your current year's unused ZEA wage tax credit instead of carrying it over to next year. Attach Form IT-601.1 to your return. For more information, see Form IT-601.1-I, *Instructions for Form IT-601.1*.

Line 58**QETC employment credit for new businesses**

Enter the amount of QETC employment credit for new businesses from Form DTF-621, *Claim for QETC Employment Credit*. If your new

business qualifies, you can claim a refund for the amount of your current year's unused QETC employment credit instead of carrying it over to next year. Attach Form DTF-621 to your return. For more information, see Form DTF-621-I, *Instructions for Form DTF-621*.

Line 59**Industrial or manufacturing business (IMB) credit for energy taxes**

Enter the amount of IMB credit for energy taxes from Form DTF-623, *Claim for Industrial or Manufacturing Business (IMB) Credit*. This credit is available for taxes that were either paid by, or passed through to, the IMB, only in regard to gas, electricity, steam, water, or refrigeration, or gas, electric, steam, water, or refrigeration services, consumed or used by the IMB in New York State. An IMB means a business that (1) is principally engaged in manufacturing, processing, assembling, refining, mining, extracting, farming, agriculture, horticulture, floriculture, viticulture, commercial fishing or research and development; or (2) is an industrial waste treatment facility, or an air pollution control facility; or (3) is engaged in any combination of the above activities. Attach Form DTF-623 to your return. For more information, see Form DTF-623-I, *Instructions for Form DTF-623*.

Line 60**QEZE credit for real property taxes**

Enter the amount of QEZE credit for real property taxes from Form IT-604, *Claim for QEZE Credit for Real Property Taxes and QEZE Tax Reduction Credit*. The QEZE credit for real property taxes is for eligible real property taxes imposed on property owned paid by a qualified empire zone enterprise (QEZE). Attach a copy of Form IT-604 to your return. For more information, see Form IT-604-I, *Instructions for Form IT-604*.

Line 62**New York State claim of right credit**

Enter the amount of the New York State credit from Form IT-257, *Claim of Right Credit*. The credit is allowed for prior year taxes paid on claim of right income. *Claim of right income* is income that was properly reported on a prior year's tax return, but was later determined to have been paid to you in error and therefore had to be repaid. Attach Form IT-257 to your return. For more information, see the instructions for Form IT-257.

Line 63**City of New York claim of right credit**

Enter the amount of the city of New York credit from Form IT-257, *Claim of Right Credit*. Attach Form IT-257 to your return. For more information, see the instructions for Form IT-257.

Line 64**City of Yonkers claim of right credit**

Enter the amount of the city of Yonkers credit from Form IT-257, *Claim of Right Credit*. Attach Form IT-257 to your return. For more information, see the instructions for Form IT-257.

Interest and penalties

Interest — Interest will be charged on income tax that is not paid on or before the due date of your return, even if you received an extension of time to file your return. Interest is a charge for the use of money and in most cases may not be waived. Interest is compounded daily and the rate is adjusted quarterly.

If you are due a refund, you may also be entitled to receive interest on your overpayment. Interest is compounded daily and the rate is adjusted quarterly. If the refund is made within 45 days after the due date of your return, no interest will be paid. If you file your return after the due date (including extensions), no interest will be paid if the refund is made within 45 days after the date you filed. If the refund is not made within this 45-day period, interest will be paid from the due date of the return or from the date you filed, whichever is later. However, interest will not be paid to you:

- (1) on the portion of your refund that is attributable to the part-year child and dependent care credit or earned income credit, farmers' school tax credit or the city of New York school tax credit; or
- (2) if your return cannot be processed.

To be processed, your return must show your name, address, social security number, signature and the information needed to mathematically verify your tax liability.

Late filing penalty — If you file late, you will be charged a penalty of 5% of the tax due for each month, or part of a month, the return is late, up to a maximum of 25%, unless you extend the time to file or attach to your return an explanation showing reasonable cause for the delay. If your return is more than 60 days late, this penalty will not be less than the lesser of \$100 or 100% of the amount required to be shown as tax due on the return, reduced by any tax paid and by any credit that may be claimed. For information on getting an extension of time to file your return, see *When to file* on page 12 of these instructions.

Late payment penalty — If you do not pay your tax when due, you will be charged a penalty of ½ of 1% of the unpaid amount for each month or part of a month it is not paid, up to a maximum of 25%. This penalty is in addition to the interest charged for late payments.

This penalty may not be charged if you attach to your return an explanation showing reasonable cause for paying late.

If you figure your tax incorrectly — You may have to pay a penalty if the tax you report on your return is less than your correct tax. If you are off by more than 10% or \$2,000, whichever is more, you may have to pay this penalty. The penalty is 10% of the difference between the tax you reported and the tax you actually owe.

Underpayment of estimated tax penalty — If your 2001 withholding and estimated tax payments do not equal at least 90% of the tax shown on your return for the taxable year or 100% of the tax shown on your return for the preceding taxable year (110% of that amount if you are not a farmer or fisherman and the New York adjusted gross income (*Federal amount* column) shown on that return is more than \$150,000 or, if married filing separately, more than \$75,000) based on a return covering 12 months, you may be subject to a penalty for underpayment of estimated income tax.

You will **not** be subject to underpayment of estimated tax penalty if you owe less than \$300 of New York State, New York City or Yonkers tax after deducting tax withheld, estimated tax payments, and credits you are entitled to claim.

For more information, see Form IT-2105.9, *Underpayment of Estimated Tax by Individuals and Fiduciaries*, and its instructions, to see if you owe the penalty, how to figure the penalty and which exceptions to the penalty apply.

Negligence penalty — If your return does not show all of the tax imposed under the Tax Law, its rules or regulations, due to negligence or intentional disregard but not with intent to defraud, you will be charged a penalty of 5% of any deficient amount. In general, a deficiency is the difference between the correct tax and the tax shown on your return. In addition, 50% of the interest due on any underpayment resulting from negligence will be added to your tax.

Fraudulent returns — If any part of a deficiency is due to fraud, you will be charged a penalty of 50% of the deficiency. In general, a deficiency is the difference between the correct tax and the tax shown on your return.

In addition, 50% of the interest due on any deficiency resulting from a fraudulent act will be added to your tax.

Frivolous returns — A penalty of up to \$500 will be imposed on any person who files a frivolous tax return. A return is considered frivolous when it does not contain information needed to judge the correctness of the tax return, or reports information that is obviously and substantially incorrect, and intended to delay or impede the administration of Article 22 of the Tax Law or the processing of the return.

This penalty is added to any other penalty provided by law.

Failure of paid preparers to conform to certain requirements — A penalty of \$50 per return or claim for refund will be assessed a paid preparer for failure to comply with any of the following requirements:

- failure to sign the tax return or claim for refund;
- failure to include the identifying number of the paid preparer (if an individual paid preparer is an employee of an employer or a partner in a partnership that is a paid preparer, the return or claim for refund must also include the identifying number of the employer or partnership);
- failure to furnish a completed copy of the tax return or claim for refund to the taxpayer not later than the time it is presented for the taxpayer's signature;
- failure to keep a completed copy of the return or claim for refund prepared for each taxpayer or to keep the name and identification number of each taxpayer for whom a return or claim for refund was prepared on a list and to make the copy or list available for inspection upon request.

The period for keeping a complete copy of the return or information on the list is three years after the due date of the return (without regard to extensions) or three years after the date the return was presented to the taxpayer for signature, whichever is later.

The period for keeping a completed copy of a claim for refund is three years from the time the claim for refund was presented to the taxpayer for signature.

For each of the requirements listed above, a paid preparer may be subject to a maximum penalty of \$25,000.

Their future is on the line

Return a Gift to Wildlife

on your New York State Tax Return

New York's fish and wildlife thank you for your contribution

Make Breast Cancer a Disease of the Past

Your gifts to the Breast Cancer Research and Education Fund have supported ground-breaking research projects in New York State. More dollars will support more studies that bring us closer to the cures and the prevention of breast cancer. Look for the line on your state tax form and write in a tax-deductible donation that could help put an end to this dreaded disease. New York State will match this donation to the Breast Cancer Research and Education Fund dollar for dollar.



Lake Placid Olympic Training Center Fund

New York State is home to one of just three U.S. Olympic Training Centers. The \$16 million Lake Placid complex, constructed by the New York State Olympic Regional Development Authority, features 96 hotel-style rooms, a gymnasium, sports medicine, weight training and dining facilities. Your voluntary contribution on your tax return to the Olympic Training Center fund will help provide the necessary facilities for America's Olympic hopefuls. The Lake Placid training center is used principally by the Olympic winter sports of bobsled, biathlon, luge, speed skating, figure skating, ice hockey and skiing as well as certain summer olympic sports. In addition to these winter sports, some summer sports include: mountain biking, volleyball, handball, and canoe/kayak.

NEW YORK STATE MISSING & EXPLOITED CHILDREN CLEARINGHOUSE



Your voluntary contribution helps the NYS Missing and Exploited Children Clearinghouse to provide direct assistance to parents, law enforcement officials and others when searching for missing and abducted children. Contributions also support statewide dissemination of informational and educational materials, and advanced training for law enforcement officers in the area of missing, abducted and exploited children. Additional information, including a listing of all available services, can be obtained by contacting the Clearinghouse at **1 800 FIND-KID** or via the Internet (<http://criminaljustice.state.ny.us>)

Don't delay your refund

We want to send your refund to you as soon as possible. You can help us by filing an error-free return. Be sure that you have checked your correct filing status, and that you have signed your return and attached your wage and tax statements so that we do not have to send your return back to you. Please check the figures on your return and carefully follow Steps 5, 6, 7, 8, and 9 on pages 31 through 33 of these instructions.

Gift for the Alzheimer's Disease Assistance Fund

Gifts to this fund support planning and carrying out the Alzheimer's Disease Assistance Program administered by the New York State Department of Health. This program is designed to provide education, counseling, respite and other support services. These services are focused to families and caregivers, and the health care professionals that serve them.




2001 New York State Tax Table

\$0 - \$5,999

Based on Taxable Income - line 35 of Form IT-203

Example: Mr. and Mrs. Jones are filing a joint return. Their taxable income on line 35 of Form IT-203 is \$38,275. First, they find the 38,250 - 38,300 income line. Next, they find the column for Married filing jointly and read down the column. The amount shown where the income line and filing status column meet is \$1,844. This is the tax amount they must write on line 36 of Form IT-203.



At least	But less than	Single or Married filing separately	Married filing jointly *	Head of a household	Your New York State tax is:				
					At least	But less than	Single or Married filing separately	Married filing jointly *	Head of a household
38,200	38,250	2,221	1,841	2,055					
38,250	38,300	2,225	1,844	2,059					
38,300	38,350	2,228	1,847	2,062					
38,350	38,400	2,232	1,850	2,066					

Important: If your New York adjusted gross income (line 31 of Form IT-203) is more than \$100,000, you must complete either "Tax computation worksheet 1" or "worksheet 2" on page 26 of these instructions.

If line 35 (taxable income) is -		And you are -			If line 35 (taxable income) is -		And you are -			If line 35 (taxable income) is -		And you are -		
At least	But less than	Single or Married filing separately	Married filing jointly *	Head of a household	At least	But less than	Single or Married filing separately	Married filing jointly *	Head of a household	At least	But less than	Single or Married filing separately	Married filing jointly *	Head of a household
Your New York State tax is:					2,000		Your New York State tax is:			4,000		Your New York State tax is:		
\$0	\$13	\$0	\$0	\$0	2,000	2,050	81	81	81	4,000	4,050	161	161	161
13	25	1	1	1	2,050	2,100	83	83	83	4,050	4,100	163	163	163
25	50	2	2	2	2,100	2,150	85	85	85	4,100	4,150	165	165	165
50	100	3	3	3	2,150	2,200	87	87	87	4,150	4,200	167	167	167
100	150	5	5	5	2,200	2,250	89	89	89	4,200	4,250	169	169	169
150	200	7	7	7	2,250	2,300	91	91	91	4,250	4,300	171	171	171
200	250	9	9	9	2,300	2,350	93	93	93	4,300	4,350	173	173	173
250	300	11	11	11	2,350	2,400	95	95	95	4,350	4,400	175	175	175
300	350	13	13	13	2,400	2,450	97	97	97	4,400	4,450	177	177	177
350	400	15	15	15	2,450	2,500	99	99	99	4,450	4,500	179	179	179
400	450	17	17	17	2,500	2,550	101	101	101	4,500	4,550	181	181	181
450	500	19	19	19	2,550	2,600	103	103	103	4,550	4,600	183	183	183
500	550	21	21	21	2,600	2,650	105	105	105	4,600	4,650	185	185	185
550	600	23	23	23	2,650	2,700	107	107	107	4,650	4,700	187	187	187
600	650	25	25	25	2,700	2,750	109	109	109	4,700	4,750	189	189	189
650	700	27	27	27	2,750	2,800	111	111	111	4,750	4,800	191	191	191
700	750	29	29	29	2,800	2,850	113	113	113	4,800	4,850	193	193	193
750	800	31	31	31	2,850	2,900	115	115	115	4,850	4,900	195	195	195
800	850	33	33	33	2,900	2,950	117	117	117	4,900	4,950	197	197	197
850	900	35	35	35	2,950	3,000	119	119	119	4,950	5,000	199	199	199
900	950	37	37	37										
950	1,000	39	39	39										
1,000		Your New York State tax is:			3,000		Your New York State tax is:			5,000		Your New York State tax is:		
1,000	1,050	41	41	41	3,000	3,050	121	121	121	5,000	5,050	201	201	201
1,050	1,100	43	43	43	3,050	3,100	123	123	123	5,050	5,100	203	203	203
1,100	1,150	45	45	45	3,100	3,150	125	125	125	5,100	5,150	205	205	205
1,150	1,200	47	47	47	3,150	3,200	127	127	127	5,150	5,200	207	207	207
1,200	1,250	49	49	49	3,200	3,250	129	129	129	5,200	5,250	209	209	209
1,250	1,300	51	51	51	3,250	3,300	131	131	131	5,250	5,300	211	211	211
1,300	1,350	53	53	53	3,300	3,350	133	133	133	5,300	5,350	213	213	213
1,350	1,400	55	55	55	3,350	3,400	135	135	135	5,350	5,400	215	215	215
1,400	1,450	57	57	57	3,400	3,450	137	137	137	5,400	5,450	217	217	217
1,450	1,500	59	59	59	3,450	3,500	139	139	139	5,450	5,500	219	219	219
1,500	1,550	61	61	61	3,500	3,550	141	141	141	5,500	5,550	221	221	221
1,550	1,600	63	63	63	3,550	3,600	143	143	143	5,550	5,600	223	223	223
1,600	1,650	65	65	65	3,600	3,650	145	145	145	5,600	5,650	225	225	225
1,650	1,700	67	67	67	3,650	3,700	147	147	147	5,650	5,700	227	227	227
1,700	1,750	69	69	69	3,700	3,750	149	149	149	5,700	5,750	229	229	229
1,750	1,800	71	71	71	3,750	3,800	151	151	151	5,750	5,800	231	231	231
1,800	1,850	73	73	73	3,800	3,850	153	153	153	5,800	5,850	233	233	233
1,850	1,900	75	75	75	3,850	3,900	155	155	155	5,850	5,900	235	235	235
1,900	1,950	77	77	77	3,900	3,950	157	157	157	5,900	5,950	237	237	237
1,950	2,000	79	79	79	3,950	4,000	159	159	159	5,950	6,000	239	239	239

* This column must also be used by a qualifying widow(er)

continued on next page



If line 35 (taxable income) is -		And you are -			If line 35 (taxable income) is -		And you are -			If line 35 (taxable income) is -		And you are -		
At least	But less than	Single or Married filing separately	Married filing jointly *	Head of a household	At least	But less than	Single or Married filing separately	Married filing jointly *	Head of a household	At least	But less than	Single or Married filing separately	Married filing jointly *	Head of a household
6,000		Your New York State tax is:			9,000		Your New York State tax is:			12,000		Your New York State tax is:		
6,000	6,050	241	241	241	9,000	9,050	366	361	361	12,000	12,050	509	481	486
6,050	6,100	243	243	243	9,050	9,100	368	363	363	12,050	12,100	511	483	488
6,100	6,150	245	245	245	9,100	9,150	371	365	365	12,100	12,150	514	485	491
6,150	6,200	247	247	247	9,150	9,200	373	367	367	12,150	12,200	517	487	493
6,200	6,250	249	249	249	9,200	9,250	375	369	369	12,200	12,250	519	489	495
6,250	6,300	251	251	251	9,250	9,300	377	371	371	12,250	12,300	522	491	497
6,300	6,350	253	253	253	9,300	9,350	380	373	373	12,300	12,350	525	493	500
6,350	6,400	255	255	255	9,350	9,400	382	375	375	12,350	12,400	527	495	502
6,400	6,450	257	257	257	9,400	9,450	384	377	377	12,400	12,450	530	497	504
6,450	6,500	259	259	259	9,450	9,500	386	379	379	12,450	12,500	532	499	506
6,500	6,550	261	261	261	9,500	9,550	389	381	381	12,500	12,550	535	501	509
6,550	6,600	263	263	263	9,550	9,600	391	383	383	12,550	12,600	538	503	511
6,600	6,650	265	265	265	9,600	9,650	393	385	385	12,600	12,650	540	505	513
6,650	6,700	267	267	267	9,650	9,700	395	387	387	12,650	12,700	543	507	515
6,700	6,750	269	269	269	9,700	9,750	398	389	389	12,700	12,750	546	509	518
6,750	6,800	271	271	271	9,750	9,800	400	391	391	12,750	12,800	548	511	520
6,800	6,850	273	273	273	9,800	9,850	402	393	393	12,800	12,850	551	513	522
6,850	6,900	275	275	275	9,850	9,900	404	395	395	12,850	12,900	553	515	524
6,900	6,950	277	277	277	9,900	9,950	407	397	397	12,900	12,950	556	517	527
6,950	7,000	279	279	279	9,950	10,000	409	399	399	12,950	13,000	559	519	529
7,000		Your New York State tax is:			10,000		Your New York State tax is:			13,000		Your New York State tax is:		
7,000	7,050	281	281	281	10,000	10,050	411	401	401	13,000	13,050	561	521	531
7,050	7,100	283	283	283	10,050	10,100	413	403	403	13,050	13,100	564	523	533
7,100	7,150	285	285	285	10,100	10,150	416	405	405	13,100	13,150	567	525	536
7,150	7,200	287	287	287	10,150	10,200	418	407	407	13,150	13,200	570	527	538
7,200	7,250	289	289	289	10,200	10,250	420	409	409	13,200	13,250	573	529	540
7,250	7,300	291	291	291	10,250	10,300	422	411	411	13,250	13,300	576	531	542
7,300	7,350	293	293	293	10,300	10,350	425	413	413	13,300	13,350	579	533	545
7,350	7,400	295	295	295	10,350	10,400	427	415	415	13,350	13,400	582	535	547
7,400	7,450	297	297	297	10,400	10,450	429	417	417	13,400	13,450	585	537	549
7,450	7,500	299	299	299	10,450	10,500	431	419	419	13,450	13,500	588	539	551
7,500	7,550	301	301	301	10,500	10,550	434	421	421	13,500	13,550	591	541	554
7,550	7,600	303	303	303	10,550	10,600	436	423	423	13,550	13,600	594	543	556
7,600	7,650	305	305	305	10,600	10,650	438	425	425	13,600	13,650	597	545	558
7,650	7,700	307	307	307	10,650	10,700	440	427	427	13,650	13,700	600	547	560
7,700	7,750	309	309	309	10,700	10,750	443	429	429	13,700	13,750	603	549	563
7,750	7,800	311	311	311	10,750	10,800	445	431	431	13,750	13,800	606	551	565
7,800	7,850	313	313	313	10,800	10,850	447	433	433	13,800	13,850	609	553	567
7,850	7,900	315	315	315	10,850	10,900	449	435	435	13,850	13,900	612	555	569
7,900	7,950	317	317	317	10,900	10,950	452	437	437	13,900	13,950	615	557	572
7,950	8,000	319	319	319	10,950	11,000	454	439	439	13,950	14,000	618	559	574
8,000		Your New York State tax is:			11,000		Your New York State tax is:			14,000		Your New York State tax is:		
8,000	8,050	321	321	321	11,000	11,050	456	441	441	14,000	14,050	620	561	576
8,050	8,100	323	323	323	11,050	11,100	459	443	443	14,050	14,100	623	563	578
8,100	8,150	326	325	325	11,100	11,150	462	445	446	14,100	14,150	626	565	581
8,150	8,200	328	327	327	11,150	11,200	464	447	448	14,150	14,200	629	567	583
8,200	8,250	330	329	329	11,200	11,250	467	449	450	14,200	14,250	632	569	585
8,250	8,300	332	331	331	11,250	11,300	469	451	452	14,250	14,300	635	571	587
8,300	8,350	335	333	333	11,300	11,350	472	453	455	14,300	14,350	638	573	590
8,350	8,400	337	335	335	11,350	11,400	475	455	457	14,350	14,400	641	575	592
8,400	8,450	339	337	337	11,400	11,450	477	457	459	14,400	14,450	644	577	594
8,450	8,500	341	339	339	11,450	11,500	480	459	461	14,450	14,500	647	579	596
8,500	8,550	344	341	341	11,500	11,550	483	461	464	14,500	14,550	650	581	599
8,550	8,600	346	343	343	11,550	11,600	485	463	466	14,550	14,600	653	583	601
8,600	8,650	348	345	345	11,600	11,650	488	465	468	14,600	14,650	656	585	603
8,650	8,700	350	347	347	11,650	11,700	490	467	470	14,650	14,700	659	587	605
8,700	8,750	353	349	349	11,700	11,750	493	469	473	14,700	14,750	662	589	608
8,750	8,800	355	351	351	11,750	11,800	496	471	475	14,750	14,800	665	591	610
8,800	8,850	357	353	353	11,800	11,850	498	473	477	14,800	14,850	668	593	612
8,850	8,900	359	355	355	11,850	11,900	501	475	479	14,850	14,900	671	595	614
8,900	8,950	362	357	357	11,900	11,950	504	477	482	14,900	14,950	674	597	617
8,950	9,000	364	359	359	11,950	12,000	506	479	484	14,950	15,000	677	599	619

* This column must also be used by a qualifying widow(er)



2001 New York State Tax Table

\$15,000 - \$23,999

45

If line 35 (taxable income) is -		And you are -			If line 35 (taxable income) is -		And you are -			If line 35 (taxable income) is -		And you are -		
At least	But less than	Single or Married filing separately	Married filing jointly *	Head of a household	At least	But less than	Single or Married filing separately	Married filing jointly *	Head of a household	At least	But less than	Single or Married filing separately	Married filing jointly *	Head of a household
15,000		Your New York State tax is:			18,000		Your New York State tax is:			21,000		Your New York State tax is:		
15,000	15,050	679	601	621	18,000	18,050	856	731	785	21,000	21,050	1,043	866	962
15,050	15,100	682	603	624	18,050	18,100	859	733	788	21,050	21,100	1,047	868	965
15,100	15,150	685	605	627	18,100	18,150	862	736	791	21,100	21,150	1,050	871	968
15,150	15,200	688	607	629	18,150	18,200	865	738	794	21,150	21,200	1,053	873	971
15,200	15,250	691	609	632	18,200	18,250	868	740	797	21,200	21,250	1,057	875	974
15,250	15,300	694	611	634	18,250	18,300	871	742	800	21,250	21,300	1,060	877	977
15,300	15,350	697	613	637	18,300	18,350	874	745	803	21,300	21,350	1,064	880	980
15,350	15,400	700	615	640	18,350	18,400	877	747	806	21,350	21,400	1,067	882	983
15,400	15,450	703	617	642	18,400	18,450	880	749	809	21,400	21,450	1,071	884	986
15,450	15,500	706	619	645	18,450	18,500	883	751	812	21,450	21,500	1,074	886	989
15,500	15,550	709	621	648	18,500	18,550	886	754	815	21,500	21,550	1,077	889	992
15,550	15,600	712	623	650	18,550	18,600	889	756	818	21,550	21,600	1,081	891	995
15,600	15,650	715	625	653	18,600	18,650	892	758	821	21,600	21,650	1,084	893	998
15,650	15,700	718	627	655	18,650	18,700	895	760	824	21,650	21,700	1,088	895	1,001
15,700	15,750	721	629	658	18,700	18,750	898	763	827	21,700	21,750	1,091	898	1,004
15,750	15,800	724	631	661	18,750	18,800	901	765	830	21,750	21,800	1,095	900	1,007
15,800	15,850	727	633	663	18,800	18,850	904	767	833	21,800	21,850	1,098	902	1,010
15,850	15,900	730	635	666	18,850	18,900	907	769	836	21,850	21,900	1,101	904	1,013
15,900	15,950	733	637	669	18,900	18,950	910	772	839	21,900	21,950	1,105	907	1,016
15,950	16,000	736	639	671	18,950	19,000	913	774	842	21,950	22,000	1,108	909	1,019
16,000		Your New York State tax is:			19,000		Your New York State tax is:			22,000		Your New York State tax is:		
16,000	16,050	738	641	674	19,000	19,050	915	776	844	22,000	22,050	1,112	911	1,021
16,050	16,100	741	643	676	19,050	19,100	918	778	847	22,050	22,100	1,115	914	1,024
16,100	16,150	744	646	679	19,100	19,150	921	781	850	22,100	22,150	1,119	917	1,027
16,150	16,200	747	648	682	19,150	19,200	924	783	853	22,150	22,200	1,122	919	1,030
16,200	16,250	750	650	684	19,200	19,250	927	785	856	22,200	22,250	1,125	922	1,033
16,250	16,300	753	652	687	19,250	19,300	930	787	859	22,250	22,300	1,129	924	1,036
16,300	16,350	756	655	690	19,300	19,350	933	790	862	22,300	22,350	1,132	927	1,039
16,350	16,400	759	657	692	19,350	19,400	936	792	865	22,350	22,400	1,136	930	1,042
16,400	16,450	762	659	695	19,400	19,450	939	794	868	22,400	22,450	1,139	932	1,045
16,450	16,500	765	661	697	19,450	19,500	942	796	871	22,450	22,500	1,143	935	1,048
16,500	16,550	768	664	700	19,500	19,550	945	799	874	22,500	22,550	1,146	938	1,051
16,550	16,600	771	666	703	19,550	19,600	948	801	877	22,550	22,600	1,149	940	1,054
16,600	16,650	774	668	705	19,600	19,650	951	803	880	22,600	22,650	1,153	943	1,057
16,650	16,700	777	670	708	19,650	19,700	954	805	883	22,650	22,700	1,156	945	1,060
16,700	16,750	780	673	711	19,700	19,750	957	808	886	22,700	22,750	1,160	948	1,063
16,750	16,800	783	675	713	19,750	19,800	960	810	889	22,750	22,800	1,163	951	1,066
16,800	16,850	786	677	716	19,800	19,850	963	812	892	22,800	22,850	1,167	953	1,069
16,850	16,900	789	679	718	19,850	19,900	966	814	895	22,850	22,900	1,170	956	1,072
16,900	16,950	792	682	721	19,900	19,950	969	817	898	22,900	22,950	1,173	959	1,075
16,950	17,000	795	684	724	19,950	20,000	972	819	901	22,950	23,000	1,177	961	1,078
17,000		Your New York State tax is:			20,000		Your New York State tax is:			23,000		Your New York State tax is:		
17,000	17,050	797	686	726	20,000	20,050	975	821	903	23,000	23,050	1,180	964	1,080
17,050	17,100	800	688	729	20,050	20,100	978	823	906	23,050	23,100	1,184	966	1,083
17,100	17,150	803	691	732	20,100	20,150	982	826	909	23,100	23,150	1,187	969	1,086
17,150	17,200	806	693	735	20,150	20,200	985	828	912	23,150	23,200	1,190	972	1,089
17,200	17,250	809	695	738	20,200	20,250	988	830	915	23,200	23,250	1,194	974	1,092
17,250	17,300	812	697	741	20,250	20,300	992	832	918	23,250	23,300	1,197	977	1,095
17,300	17,350	815	700	744	20,300	20,350	995	835	921	23,300	23,350	1,201	980	1,098
17,350	17,400	818	702	747	20,350	20,400	999	837	924	23,350	23,400	1,204	982	1,101
17,400	17,450	821	704	750	20,400	20,450	1,002	839	927	23,400	23,450	1,208	985	1,104
17,450	17,500	824	706	753	20,450	20,500	1,006	841	930	23,450	23,500	1,211	987	1,107
17,500	17,550	827	709	756	20,500	20,550	1,009	844	933	23,500	23,550	1,214	990	1,110
17,550	17,600	830	711	759	20,550	20,600	1,012	846	936	23,550	23,600	1,218	993	1,113
17,600	17,650	833	713	762	20,600	20,650	1,016	848	939	23,600	23,650	1,221	995	1,116
17,650	17,700	836	715	765	20,650	20,700	1,019	850	942	23,650	23,700	1,225	998	1,119
17,700	17,750	839	718	768	20,700	20,750	1,023	853	945	23,700	23,750	1,228	1,001	1,122
17,750	17,800	842	720	771	20,750	20,800	1,026	855	948	23,750	23,800	1,232	1,003	1,125
17,800	17,850	845	722	774	20,800	20,850	1,030	857	951	23,800	23,850	1,235	1,006	1,128
17,850	17,900	848	724	777	20,850	20,900	1,033	859	954	23,850	23,900	1,238	1,008	1,131
17,900	17,950	851	727	780	20,900	20,950	1,036	862	957	23,900	23,950	1,242	1,011	1,134
17,950	18,000	854	729	783	20,950	21,000	1,040	864	960	23,950	24,000	1,245	1,014	1,137

* This column must also be used by a qualifying widow(er)

continued on next page



If line 35 (taxable income) is -		And you are -			If line 35 (taxable income) is -		And you are -			If line 35 (taxable income) is -		And you are -		
At least	But less than	Single or Married filing separately	Married filing jointly *	Head of a household	At least	But less than	Single or Married filing separately	Married filing jointly *	Head of a household	At least	But less than	Single or Married filing separately	Married filing jointly *	Head of a household
24,000		Your New York State tax is:			27,000		Your New York State tax is:			30,000		Your New York State tax is:		
24,000	24,050	1,249	1,016	1,139	27,000	27,050	1,454	1,180	1,316	30,000	30,050	1,660	1,357	1,494
24,050	24,100	1,252	1,019	1,142	27,050	27,100	1,458	1,183	1,319	30,050	30,100	1,663	1,360	1,497
24,100	24,150	1,256	1,022	1,145	27,100	27,150	1,461	1,186	1,322	30,100	30,150	1,667	1,363	1,501
24,150	24,200	1,259	1,024	1,148	27,150	27,200	1,464	1,189	1,325	30,150	30,200	1,670	1,366	1,504
24,200	24,250	1,262	1,027	1,151	27,200	27,250	1,468	1,192	1,328	30,200	30,250	1,673	1,369	1,507
24,250	24,300	1,266	1,029	1,154	27,250	27,300	1,471	1,195	1,331	30,250	30,300	1,677	1,372	1,511
24,300	24,350	1,269	1,032	1,157	27,300	27,350	1,475	1,198	1,334	30,300	30,350	1,680	1,375	1,514
24,350	24,400	1,273	1,035	1,160	27,350	27,400	1,478	1,201	1,337	30,350	30,400	1,684	1,378	1,518
24,400	24,450	1,276	1,037	1,163	27,400	27,450	1,482	1,204	1,340	30,400	30,450	1,687	1,381	1,521
24,450	24,500	1,280	1,040	1,166	27,450	27,500	1,485	1,207	1,343	30,450	30,500	1,691	1,384	1,525
24,500	24,550	1,283	1,043	1,169	27,500	27,550	1,488	1,210	1,346	30,500	30,550	1,694	1,387	1,528
24,550	24,600	1,286	1,045	1,172	27,550	27,600	1,492	1,213	1,349	30,550	30,600	1,697	1,390	1,531
24,600	24,650	1,290	1,048	1,175	27,600	27,650	1,495	1,216	1,352	30,600	30,650	1,701	1,393	1,535
24,650	24,700	1,293	1,050	1,178	27,650	27,700	1,499	1,219	1,355	30,650	30,700	1,704	1,396	1,538
24,700	24,750	1,297	1,053	1,181	27,700	27,750	1,502	1,222	1,358	30,700	30,750	1,708	1,399	1,542
24,750	24,800	1,300	1,056	1,184	27,750	27,800	1,506	1,225	1,361	30,750	30,800	1,711	1,402	1,545
24,800	24,850	1,304	1,058	1,187	27,800	27,850	1,509	1,228	1,364	30,800	30,850	1,715	1,405	1,549
24,850	24,900	1,307	1,061	1,190	27,850	27,900	1,512	1,231	1,367	30,850	30,900	1,718	1,408	1,552
24,900	24,950	1,310	1,064	1,193	27,900	27,950	1,516	1,234	1,370	30,900	30,950	1,721	1,411	1,555
24,950	25,000	1,314	1,066	1,196	27,950	28,000	1,519	1,237	1,373	30,950	31,000	1,725	1,414	1,559
25,000		Your New York State tax is:			28,000		Your New York State tax is:			31,000		Your New York State tax is:		
25,000	25,050	1,317	1,069	1,198	28,000	28,050	1,523	1,239	1,375	31,000	31,050	1,728	1,416	1,562
25,050	25,100	1,321	1,071	1,201	28,050	28,100	1,526	1,242	1,378	31,050	31,100	1,732	1,419	1,566
25,100	25,150	1,324	1,074	1,204	28,100	28,150	1,530	1,245	1,381	31,100	31,150	1,735	1,422	1,569
25,150	25,200	1,327	1,077	1,207	28,150	28,200	1,533	1,248	1,384	31,150	31,200	1,738	1,425	1,572
25,200	25,250	1,331	1,079	1,210	28,200	28,250	1,536	1,251	1,387	31,200	31,250	1,742	1,428	1,576
25,250	25,300	1,334	1,082	1,213	28,250	28,300	1,540	1,254	1,390	31,250	31,300	1,745	1,431	1,579
25,300	25,350	1,338	1,085	1,216	28,300	28,350	1,543	1,257	1,393	31,300	31,350	1,749	1,434	1,583
25,350	25,400	1,341	1,087	1,219	28,350	28,400	1,547	1,260	1,396	31,350	31,400	1,752	1,437	1,586
25,400	25,450	1,345	1,090	1,222	28,400	28,450	1,550	1,263	1,399	31,400	31,450	1,756	1,440	1,590
25,450	25,500	1,348	1,092	1,225	28,450	28,500	1,554	1,266	1,402	31,450	31,500	1,759	1,443	1,593
25,500	25,550	1,351	1,095	1,228	28,500	28,550	1,557	1,269	1,405	31,500	31,550	1,762	1,446	1,596
25,550	25,600	1,355	1,098	1,231	28,550	28,600	1,560	1,272	1,408	31,550	31,600	1,766	1,449	1,600
25,600	25,650	1,358	1,100	1,234	28,600	28,650	1,564	1,275	1,411	31,600	31,650	1,769	1,452	1,603
25,650	25,700	1,362	1,103	1,237	28,650	28,700	1,567	1,278	1,414	31,650	31,700	1,773	1,455	1,607
25,700	25,750	1,365	1,106	1,240	28,700	28,750	1,571	1,281	1,417	31,700	31,750	1,776	1,458	1,610
25,750	25,800	1,369	1,108	1,243	28,750	28,800	1,574	1,284	1,420	31,750	31,800	1,780	1,461	1,614
25,800	25,850	1,372	1,111	1,246	28,800	28,850	1,578	1,287	1,423	31,800	31,850	1,783	1,464	1,617
25,850	25,900	1,375	1,113	1,249	28,850	28,900	1,581	1,290	1,426	31,850	31,900	1,786	1,467	1,620
25,900	25,950	1,379	1,116	1,252	28,900	28,950	1,584	1,293	1,429	31,900	31,950	1,790	1,470	1,624
25,950	26,000	1,382	1,119	1,255	28,950	29,000	1,588	1,296	1,432	31,950	32,000	1,793	1,473	1,627
26,000		Your New York State tax is:			29,000		Your New York State tax is:			32,000		Your New York State tax is:		
26,000	26,050	1,386	1,121	1,257	29,000	29,050	1,591	1,298	1,434	32,000	32,050	1,797	1,475	1,631
26,050	26,100	1,389	1,124	1,260	29,050	29,100	1,595	1,301	1,437	32,050	32,100	1,800	1,478	1,634
26,100	26,150	1,393	1,127	1,263	29,100	29,150	1,598	1,304	1,440	32,100	32,150	1,804	1,481	1,638
26,150	26,200	1,396	1,130	1,266	29,150	29,200	1,601	1,307	1,443	32,150	32,200	1,807	1,484	1,641
26,200	26,250	1,399	1,133	1,269	29,200	29,250	1,605	1,310	1,446	32,200	32,250	1,810	1,487	1,644
26,250	26,300	1,403	1,136	1,272	29,250	29,300	1,608	1,313	1,449	32,250	32,300	1,814	1,490	1,648
26,300	26,350	1,406	1,139	1,275	29,300	29,350	1,612	1,316	1,452	32,300	32,350	1,817	1,493	1,651
26,350	26,400	1,410	1,142	1,278	29,350	29,400	1,615	1,319	1,455	32,350	32,400	1,821	1,496	1,655
26,400	26,450	1,413	1,145	1,281	29,400	29,450	1,619	1,322	1,458	32,400	32,450	1,824	1,499	1,658
26,450	26,500	1,417	1,148	1,284	29,450	29,500	1,622	1,325	1,461	32,450	32,500	1,828	1,502	1,662
26,500	26,550	1,420	1,151	1,287	29,500	29,550	1,625	1,328	1,464	32,500	32,550	1,831	1,505	1,665
26,550	26,600	1,423	1,154	1,290	29,550	29,600	1,629	1,331	1,467	32,550	32,600	1,834	1,508	1,668
26,600	26,650	1,427	1,157	1,293	29,600	29,650	1,632	1,334	1,470	32,600	32,650	1,838	1,511	1,672
26,650	26,700	1,430	1,160	1,296	29,650	29,700	1,636	1,337	1,473	32,650	32,700	1,841	1,514	1,675
26,700	26,750	1,434	1,163	1,299	29,700	29,750	1,639	1,340	1,476	32,700	32,750	1,845	1,517	1,679
26,750	26,800	1,437	1,166	1,302	29,750	29,800	1,643	1,343	1,479	32,750	32,800	1,848	1,520	1,682
26,800	26,850	1,441	1,169	1,305	29,800	29,850	1,646	1,346	1,482	32,800	32,850	1,852	1,523	1,686
26,850	26,900	1,444	1,172	1,308	29,850	29,900	1,649	1,349	1,485	32,850	32,900	1,855	1,526	1,689
26,900	26,950	1,447	1,175	1,311	29,900	29,950	1,653	1,352	1,488	32,900	32,950	1,858	1,529	1,692
26,950	27,000	1,451	1,178	1,314	29,950	30,000	1,656	1,355	1,491	32,950	33,000	1,862	1,532	1,696

* This column must also be used by a qualifying widow(er)



2001 New York State Tax Table

\$33,000 - \$41,999

If line 35 (taxable income) is -		And you are -			If line 35 (taxable income) is -		And you are -			If line 35 (taxable income) is -		And you are -		
At least	But less than	Single or Married filing separately	Married filing jointly *	Head of a household	At least	But less than	Single or Married filing separately	Married filing jointly *	Head of a household	At least	But less than	Single or Married filing separately	Married filing jointly *	Head of a household
33,000		Your New York State tax is:			36,000		Your New York State tax is:			39,000		Your New York State tax is:		
33,000	33,050	1,865	1,534	1,699	36,000	36,050	2,071	1,711	1,905	39,000	39,050	2,276	1,888	2,110
33,050	33,100	1,869	1,537	1,703	36,050	36,100	2,074	1,714	1,908	39,050	39,100	2,280	1,891	2,114
33,100	33,150	1,872	1,540	1,706	36,100	36,150	2,078	1,717	1,912	39,100	39,150	2,283	1,894	2,117
33,150	33,200	1,875	1,543	1,709	36,150	36,200	2,081	1,720	1,915	39,150	39,200	2,286	1,897	2,120
33,200	33,250	1,879	1,546	1,713	36,200	36,250	2,084	1,723	1,918	39,200	39,250	2,290	1,900	2,124
33,250	33,300	1,882	1,549	1,716	36,250	36,300	2,088	1,726	1,922	39,250	39,300	2,293	1,903	2,127
33,300	33,350	1,886	1,552	1,720	36,300	36,350	2,091	1,729	1,925	39,300	39,350	2,297	1,906	2,131
33,350	33,400	1,889	1,555	1,723	36,350	36,400	2,095	1,732	1,929	39,350	39,400	2,300	1,909	2,134
33,400	33,450	1,893	1,558	1,727	36,400	36,450	2,098	1,735	1,932	39,400	39,450	2,304	1,912	2,138
33,450	33,500	1,896	1,561	1,730	36,450	36,500	2,102	1,738	1,936	39,450	39,500	2,307	1,915	2,141
33,500	33,550	1,899	1,564	1,733	36,500	36,550	2,105	1,741	1,939	39,500	39,550	2,310	1,918	2,144
33,550	33,600	1,903	1,567	1,737	36,550	36,600	2,108	1,744	1,942	39,550	39,600	2,314	1,921	2,148
33,600	33,650	1,906	1,570	1,740	36,600	36,650	2,112	1,747	1,946	39,600	39,650	2,317	1,924	2,151
33,650	33,700	1,910	1,573	1,744	36,650	36,700	2,115	1,750	1,949	39,650	39,700	2,321	1,927	2,155
33,700	33,750	1,913	1,576	1,747	36,700	36,750	2,119	1,753	1,953	39,700	39,750	2,324	1,930	2,158
33,750	33,800	1,917	1,579	1,751	36,750	36,800	2,122	1,756	1,956	39,750	39,800	2,328	1,933	2,162
33,800	33,850	1,920	1,582	1,754	36,800	36,850	2,126	1,759	1,960	39,800	39,850	2,331	1,936	2,165
33,850	33,900	1,923	1,585	1,757	36,850	36,900	2,129	1,762	1,963	39,850	39,900	2,334	1,939	2,168
33,900	33,950	1,927	1,588	1,761	36,900	36,950	2,132	1,765	1,966	39,900	39,950	2,338	1,942	2,172
33,950	34,000	1,930	1,591	1,764	36,950	37,000	2,136	1,768	1,970	39,950	40,000	2,341	1,945	2,175
34,000		Your New York State tax is:			37,000		Your New York State tax is:			40,000		Your New York State tax is:		
34,000	34,050	1,934	1,593	1,768	37,000	37,050	2,139	1,770	1,973	40,000	40,050	2,345	1,948	2,179
34,050	34,100	1,937	1,596	1,771	37,050	37,100	2,143	1,773	1,977	40,050	40,100	2,348	1,951	2,182
34,100	34,150	1,941	1,599	1,775	37,100	37,150	2,146	1,776	1,980	40,100	40,150	2,352	1,955	2,186
34,150	34,200	1,944	1,602	1,778	37,150	37,200	2,149	1,779	1,983	40,150	40,200	2,355	1,958	2,189
34,200	34,250	1,947	1,605	1,781	37,200	37,250	2,153	1,782	1,987	40,200	40,250	2,358	1,961	2,192
34,250	34,300	1,951	1,608	1,785	37,250	37,300	2,156	1,785	1,990	40,250	40,300	2,362	1,965	2,196
34,300	34,350	1,954	1,611	1,788	37,300	37,350	2,160	1,788	1,994	40,300	40,350	2,365	1,968	2,199
34,350	34,400	1,958	1,614	1,792	37,350	37,400	2,163	1,791	1,997	40,350	40,400	2,369	1,972	2,203
34,400	34,450	1,961	1,617	1,795	37,400	37,450	2,167	1,794	2,001	40,400	40,450	2,372	1,975	2,206
34,450	34,500	1,965	1,620	1,799	37,450	37,500	2,170	1,797	2,004	40,450	40,500	2,376	1,979	2,210
34,500	34,550	1,968	1,623	1,802	37,500	37,550	2,173	1,800	2,007	40,500	40,550	2,379	1,982	2,213
34,550	34,600	1,971	1,626	1,805	37,550	37,600	2,177	1,803	2,011	40,550	40,600	2,382	1,985	2,216
34,600	34,650	1,975	1,629	1,809	37,600	37,650	2,180	1,806	2,014	40,600	40,650	2,386	1,989	2,220
34,650	34,700	1,978	1,632	1,812	37,650	37,700	2,184	1,809	2,018	40,650	40,700	2,389	1,992	2,223
34,700	34,750	1,982	1,635	1,816	37,700	37,750	2,187	1,812	2,021	40,700	40,750	2,393	1,996	2,227
34,750	34,800	1,985	1,638	1,819	37,750	37,800	2,191	1,815	2,025	40,750	40,800	2,396	1,999	2,230
34,800	34,850	1,989	1,641	1,823	37,800	37,850	2,194	1,818	2,028	40,800	40,850	2,400	2,003	2,234
34,850	34,900	1,992	1,644	1,826	37,850	37,900	2,197	1,821	2,031	40,850	40,900	2,403	2,006	2,237
34,900	34,950	1,995	1,647	1,829	37,900	37,950	2,201	1,824	2,035	40,900	40,950	2,406	2,009	2,240
34,950	35,000	1,999	1,650	1,833	37,950	38,000	2,204	1,827	2,038	40,950	41,000	2,410	2,013	2,244
35,000		Your New York State tax is:			38,000		Your New York State tax is:			41,000		Your New York State tax is:		
35,000	35,050	2,002	1,652	1,836	38,000	38,050	2,208	1,829	2,042	41,000	41,050	2,413	2,016	2,247
35,050	35,100	2,006	1,655	1,840	38,050	38,100	2,211	1,832	2,045	41,050	41,100	2,417	2,020	2,251
35,100	35,150	2,009	1,658	1,843	38,100	38,150	2,215	1,835	2,049	41,100	41,150	2,420	2,023	2,254
35,150	35,200	2,012	1,661	1,846	38,150	38,200	2,218	1,838	2,052	41,150	41,200	2,423	2,026	2,257
35,200	35,250	2,016	1,664	1,850	38,200	38,250	2,221	1,841	2,055	41,200	41,250	2,427	2,030	2,261
35,250	35,300	2,019	1,667	1,853	38,250	38,300	2,225	1,844	2,059	41,250	41,300	2,430	2,033	2,264
35,300	35,350	2,023	1,670	1,857	38,300	38,350	2,228	1,847	2,062	41,300	41,350	2,434	2,037	2,268
35,350	35,400	2,026	1,673	1,860	38,350	38,400	2,232	1,850	2,066	41,350	41,400	2,437	2,040	2,271
35,400	35,450	2,030	1,676	1,864	38,400	38,450	2,235	1,853	2,069	41,400	41,450	2,441	2,044	2,275
35,450	35,500	2,033	1,679	1,867	38,450	38,500	2,239	1,856	2,073	41,450	41,500	2,444	2,047	2,278
35,500	35,550	2,036	1,682	1,870	38,500	38,550	2,242	1,859	2,076	41,500	41,550	2,447	2,050	2,281
35,550	35,600	2,040	1,685	1,874	38,550	38,600	2,245	1,862	2,079	41,550	41,600	2,451	2,054	2,285
35,600	35,650	2,043	1,688	1,877	38,600	38,650	2,249	1,865	2,083	41,600	41,650	2,454	2,057	2,288
35,650	35,700	2,047	1,691	1,881	38,650	38,700	2,252	1,868	2,086	41,650	41,700	2,458	2,061	2,292
35,700	35,750	2,050	1,694	1,884	38,700	38,750	2,256	1,871	2,090	41,700	41,750	2,461	2,064	2,295
35,750	35,800	2,054	1,697	1,888	38,750	38,800	2,259	1,874	2,093	41,750	41,800	2,465	2,068	2,299
35,800	35,850	2,057	1,700	1,891	38,800	38,850	2,263	1,877	2,097	41,800	41,850	2,468	2,071	2,302
35,850	35,900	2,060	1,703	1,894	38,850	38,900	2,266	1,880	2,100	41,850	41,900	2,471	2,074	2,305
35,900	35,950	2,064	1,706	1,898	38,900	38,950	2,269	1,883	2,103	41,900	41,950	2,475	2,078	2,309
35,950	36,000	2,067	1,709	1,901	38,950	39,000	2,273	1,886	2,107	41,950	42,000	2,478	2,081	2,312

* This column must also be used by a qualifying widow(er)



If line 35 (taxable income) is -		And you are -			If line 35 (taxable income) is -		And you are -			If line 35 (taxable income) is -		And you are -		
At least	But less than	Single or Married filing separately	Married filing jointly *	Head of a household	At least	But less than	Single or Married filing separately	Married filing jointly *	Head of a household	At least	But less than	Single or Married filing separately	Married filing jointly *	Head of a household
42,000		Your New York State tax is:			45,000		Your New York State tax is:			48,000		Your New York State tax is:		
42,000	42,050	2,482	2,085	2,316	45,000	45,050	2,687	2,290	2,521	48,000	48,050	2,893	2,496	2,727
42,050	42,100	2,485	2,088	2,319	45,050	45,100	2,691	2,294	2,525	48,050	48,100	2,896	2,499	2,730
42,100	42,150	2,489	2,092	2,323	45,100	45,150	2,694	2,297	2,528	48,100	48,150	2,900	2,503	2,734
42,150	42,200	2,492	2,095	2,326	45,150	45,200	2,697	2,300	2,531	48,150	48,200	2,903	2,506	2,737
42,200	42,250	2,495	2,098	2,329	45,200	45,250	2,701	2,304	2,535	48,200	48,250	2,906	2,509	2,740
42,250	42,300	2,499	2,102	2,333	45,250	45,300	2,704	2,307	2,538	48,250	48,300	2,910	2,513	2,744
42,300	42,350	2,502	2,105	2,336	45,300	45,350	2,708	2,311	2,542	48,300	48,350	2,913	2,516	2,747
42,350	42,400	2,506	2,109	2,340	45,350	45,400	2,711	2,314	2,545	48,350	48,400	2,917	2,520	2,751
42,400	42,450	2,509	2,112	2,343	45,400	45,450	2,715	2,318	2,549	48,400	48,450	2,920	2,523	2,754
42,450	42,500	2,513	2,116	2,347	45,450	45,500	2,718	2,321	2,552	48,450	48,500	2,924	2,527	2,758
42,500	42,550	2,516	2,119	2,350	45,500	45,550	2,721	2,324	2,555	48,500	48,550	2,927	2,530	2,761
42,550	42,600	2,519	2,122	2,353	45,550	45,600	2,725	2,328	2,559	48,550	48,600	2,930	2,533	2,764
42,600	42,650	2,523	2,126	2,357	45,600	45,650	2,728	2,331	2,562	48,600	48,650	2,934	2,537	2,768
42,650	42,700	2,526	2,129	2,360	45,650	45,700	2,732	2,335	2,566	48,650	48,700	2,937	2,540	2,771
42,700	42,750	2,530	2,133	2,364	45,700	45,750	2,735	2,338	2,569	48,700	48,750	2,941	2,544	2,775
42,750	42,800	2,533	2,136	2,367	45,750	45,800	2,739	2,342	2,573	48,750	48,800	2,944	2,547	2,778
42,800	42,850	2,537	2,140	2,371	45,800	45,850	2,742	2,345	2,576	48,800	48,850	2,948	2,551	2,782
42,850	42,900	2,540	2,143	2,374	45,850	45,900	2,745	2,348	2,579	48,850	48,900	2,951	2,554	2,785
42,900	42,950	2,543	2,146	2,377	45,900	45,950	2,749	2,352	2,583	48,900	48,950	2,954	2,557	2,788
42,950	43,000	2,547	2,150	2,381	45,950	46,000	2,752	2,355	2,586	48,950	49,000	2,958	2,561	2,792
43,000		Your New York State tax is:			46,000		Your New York State tax is:			49,000		Your New York State tax is:		
43,000	43,050	2,550	2,153	2,384	46,000	46,050	2,756	2,359	2,590	49,000	49,050	2,961	2,564	2,795
43,050	43,100	2,554	2,157	2,388	46,050	46,100	2,759	2,362	2,593	49,050	49,100	2,965	2,568	2,799
43,100	43,150	2,557	2,160	2,391	46,100	46,150	2,763	2,366	2,597	49,100	49,150	2,968	2,571	2,802
43,150	43,200	2,560	2,163	2,394	46,150	46,200	2,766	2,369	2,600	49,150	49,200	2,971	2,574	2,805
43,200	43,250	2,564	2,167	2,398	46,200	46,250	2,769	2,372	2,603	49,200	49,250	2,975	2,578	2,809
43,250	43,300	2,567	2,170	2,401	46,250	46,300	2,773	2,376	2,607	49,250	49,300	2,978	2,581	2,812
43,300	43,350	2,571	2,174	2,405	46,300	46,350	2,776	2,379	2,610	49,300	49,350	2,982	2,585	2,816
43,350	43,400	2,574	2,177	2,408	46,350	46,400	2,780	2,383	2,614	49,350	49,400	2,985	2,588	2,819
43,400	43,450	2,578	2,181	2,412	46,400	46,450	2,783	2,386	2,617	49,400	49,450	2,989	2,592	2,823
43,450	43,500	2,581	2,184	2,415	46,450	46,500	2,787	2,390	2,621	49,450	49,500	2,992	2,595	2,826
43,500	43,550	2,584	2,187	2,418	46,500	46,550	2,790	2,393	2,624	49,500	49,550	2,995	2,598	2,829
43,550	43,600	2,588	2,191	2,422	46,550	46,600	2,793	2,396	2,627	49,550	49,600	2,999	2,602	2,833
43,600	43,650	2,591	2,194	2,425	46,600	46,650	2,797	2,400	2,631	49,600	49,650	3,002	2,605	2,836
43,650	43,700	2,595	2,198	2,429	46,650	46,700	2,800	2,403	2,634	49,650	49,700	3,006	2,609	2,840
43,700	43,750	2,598	2,201	2,432	46,700	46,750	2,804	2,407	2,638	49,700	49,750	3,009	2,612	2,843
43,750	43,800	2,602	2,205	2,436	46,750	46,800	2,807	2,410	2,641	49,750	49,800	3,013	2,616	2,847
43,800	43,850	2,605	2,208	2,439	46,800	46,850	2,811	2,414	2,645	49,800	49,850	3,016	2,619	2,850
43,850	43,900	2,608	2,211	2,442	46,850	46,900	2,814	2,417	2,648	49,850	49,900	3,019	2,622	2,853
43,900	43,950	2,612	2,215	2,446	46,900	46,950	2,817	2,420	2,651	49,900	49,950	3,023	2,626	2,857
43,950	44,000	2,615	2,218	2,449	46,950	47,000	2,821	2,424	2,655	49,950	50,000	3,026	2,629	2,860
44,000		Your New York State tax is:			47,000		Your New York State tax is:			50,000		Your New York State tax is:		
44,000	44,050	2,619	2,222	2,453	47,000	47,050	2,824	2,427	2,658	50,000	50,050	3,030	2,633	2,864
44,050	44,100	2,622	2,225	2,456	47,050	47,100	2,828	2,431	2,662	50,050	50,100	3,033	2,636	2,867
44,100	44,150	2,626	2,229	2,460	47,100	47,150	2,831	2,434	2,665	50,100	50,150	3,037	2,640	2,871
44,150	44,200	2,629	2,232	2,463	47,150	47,200	2,834	2,437	2,668	50,150	50,200	3,040	2,643	2,874
44,200	44,250	2,632	2,235	2,466	47,200	47,250	2,838	2,441	2,672	50,200	50,250	3,043	2,646	2,877
44,250	44,300	2,636	2,239	2,470	47,250	47,300	2,841	2,444	2,675	50,250	50,300	3,047	2,650	2,881
44,300	44,350	2,639	2,242	2,473	47,300	47,350	2,845	2,448	2,679	50,300	50,350	3,050	2,653	2,884
44,350	44,400	2,643	2,246	2,477	47,350	47,400	2,848	2,451	2,682	50,350	50,400	3,054	2,657	2,888
44,400	44,450	2,646	2,249	2,480	47,400	47,450	2,852	2,455	2,686	50,400	50,450	3,057	2,660	2,891
44,450	44,500	2,650	2,253	2,484	47,450	47,500	2,855	2,458	2,689	50,450	50,500	3,061	2,664	2,895
44,500	44,550	2,653	2,256	2,487	47,500	47,550	2,858	2,461	2,692	50,500	50,550	3,064	2,667	2,898
44,550	44,600	2,656	2,259	2,490	47,550	47,600	2,862	2,465	2,696	50,550	50,600	3,067	2,670	2,901
44,600	44,650	2,660	2,263	2,494	47,600	47,650	2,865	2,468	2,699	50,600	50,650	3,071	2,674	2,905
44,650	44,700	2,663	2,266	2,497	47,650	47,700	2,869	2,472	2,703	50,650	50,700	3,074	2,677	2,908
44,700	44,750	2,667	2,270	2,501	47,700	47,750	2,872	2,475	2,706	50,700	50,750	3,078	2,681	2,912
44,750	44,800	2,670	2,273	2,504	47,750	47,800	2,876	2,479	2,710	50,750	50,800	3,081	2,684	2,915
44,800	44,850	2,674	2,277	2,508	47,800	47,850	2,879	2,482	2,713	50,800	50,850	3,085	2,688	2,919
44,850	44,900	2,677	2,280	2,511	47,850	47,900	2,882	2,485	2,716	50,850	50,900	3,088	2,691	2,922
44,900	44,950	2,680	2,283	2,514	47,900	47,950	2,886	2,489	2,720	50,900	50,950	3,091	2,694	2,925
44,950	45,000	2,684	2,287	2,518	47,950	48,000	2,889	2,492	2,723	50,950	51,000	3,095	2,698	2,929

* This column must also be used by a qualifying widow(er)



2001 New York State Tax Table

\$51,000 - \$59,999

If line 35 (taxable income) is -		And you are -			If line 35 (taxable income) is -		And you are -			If line 35 (taxable income) is -		And you are -		
At least	But less than	Single or Married filing separately	Married filing jointly *	Head of a household	At least	But less than	Single or Married filing separately	Married filing jointly *	Head of a household	At least	But less than	Single or Married filing separately	Married filing jointly *	Head of a household
51,000		Your New York State tax is:			54,000		Your New York State tax is:			57,000		Your New York State tax is:		
51,000	51,050	3,098	2,701	2,932	54,000	54,050	3,304	2,907	3,138	57,000	57,050	3,509	3,112	3,343
51,050	51,100	3,102	2,705	2,936	54,050	54,100	3,307	2,910	3,141	57,050	57,100	3,513	3,116	3,347
51,100	51,150	3,105	2,708	2,939	54,100	54,150	3,311	2,914	3,145	57,100	57,150	3,516	3,119	3,350
51,150	51,200	3,108	2,711	2,942	54,150	54,200	3,314	2,917	3,148	57,150	57,200	3,519	3,122	3,353
51,200	51,250	3,112	2,715	2,946	54,200	54,250	3,317	2,920	3,151	57,200	57,250	3,523	3,126	3,357
51,250	51,300	3,115	2,718	2,949	54,250	54,300	3,321	2,924	3,155	57,250	57,300	3,526	3,129	3,360
51,300	51,350	3,119	2,722	2,953	54,300	54,350	3,324	2,927	3,158	57,300	57,350	3,530	3,133	3,364
51,350	51,400	3,122	2,725	2,956	54,350	54,400	3,328	2,931	3,162	57,350	57,400	3,533	3,136	3,367
51,400	51,450	3,126	2,729	2,960	54,400	54,450	3,331	2,934	3,165	57,400	57,450	3,537	3,140	3,371
51,450	51,500	3,129	2,732	2,963	54,450	54,500	3,335	2,938	3,169	57,450	57,500	3,540	3,143	3,374
51,500	51,550	3,132	2,735	2,966	54,500	54,550	3,338	2,941	3,172	57,500	57,550	3,543	3,146	3,377
51,550	51,600	3,136	2,739	2,970	54,550	54,600	3,341	2,944	3,175	57,550	57,600	3,547	3,150	3,381
51,600	51,650	3,139	2,742	2,973	54,600	54,650	3,345	2,948	3,179	57,600	57,650	3,550	3,153	3,384
51,650	51,700	3,143	2,746	2,977	54,650	54,700	3,348	2,951	3,182	57,650	57,700	3,554	3,157	3,388
51,700	51,750	3,146	2,749	2,980	54,700	54,750	3,352	2,955	3,186	57,700	57,750	3,557	3,160	3,391
51,750	51,800	3,150	2,753	2,984	54,750	54,800	3,355	2,958	3,189	57,750	57,800	3,561	3,164	3,395
51,800	51,850	3,153	2,756	2,987	54,800	54,850	3,359	2,962	3,193	57,800	57,850	3,564	3,167	3,398
51,850	51,900	3,156	2,759	2,990	54,850	54,900	3,362	2,965	3,196	57,850	57,900	3,567	3,170	3,401
51,900	51,950	3,160	2,763	2,994	54,900	54,950	3,365	2,968	3,199	57,900	57,950	3,571	3,174	3,405
51,950	52,000	3,163	2,766	2,997	54,950	55,000	3,369	2,972	3,203	57,950	58,000	3,574	3,177	3,408
52,000		Your New York State tax is:			55,000		Your New York State tax is:			58,000		Your New York State tax is:		
52,000	52,050	3,167	2,770	3,001	55,000	55,050	3,372	2,975	3,206	58,000	58,050	3,578	3,181	3,412
52,050	52,100	3,170	2,773	3,004	55,050	55,100	3,376	2,979	3,210	58,050	58,100	3,581	3,184	3,415
52,100	52,150	3,174	2,777	3,008	55,100	55,150	3,379	2,982	3,213	58,100	58,150	3,585	3,188	3,419
52,150	52,200	3,177	2,780	3,011	55,150	55,200	3,382	2,985	3,216	58,150	58,200	3,588	3,191	3,422
52,200	52,250	3,180	2,783	3,014	55,200	55,250	3,386	2,989	3,220	58,200	58,250	3,591	3,194	3,425
52,250	52,300	3,184	2,787	3,018	55,250	55,300	3,389	2,992	3,223	58,250	58,300	3,595	3,198	3,429
52,300	52,350	3,187	2,790	3,021	55,300	55,350	3,393	2,996	3,227	58,300	58,350	3,598	3,201	3,432
52,350	52,400	3,191	2,794	3,025	55,350	55,400	3,396	2,999	3,230	58,350	58,400	3,602	3,205	3,436
52,400	52,450	3,194	2,797	3,028	55,400	55,450	3,400	3,003	3,234	58,400	58,450	3,605	3,208	3,439
52,450	52,500	3,198	2,801	3,032	55,450	55,500	3,403	3,006	3,237	58,450	58,500	3,609	3,212	3,443
52,500	52,550	3,201	2,804	3,035	55,500	55,550	3,406	3,009	3,240	58,500	58,550	3,612	3,215	3,446
52,550	52,600	3,204	2,807	3,038	55,550	55,600	3,410	3,013	3,244	58,550	58,600	3,615	3,218	3,449
52,600	52,650	3,208	2,811	3,042	55,600	55,650	3,413	3,016	3,247	58,600	58,650	3,619	3,222	3,453
52,650	52,700	3,211	2,814	3,045	55,650	55,700	3,417	3,020	3,251	58,650	58,700	3,622	3,225	3,456
52,700	52,750	3,215	2,818	3,049	55,700	55,750	3,420	3,023	3,254	58,700	58,750	3,626	3,229	3,460
52,750	52,800	3,218	2,821	3,052	55,750	55,800	3,424	3,027	3,258	58,750	58,800	3,629	3,232	3,463
52,800	52,850	3,222	2,825	3,056	55,800	55,850	3,427	3,030	3,261	58,800	58,850	3,633	3,236	3,467
52,850	52,900	3,225	2,828	3,059	55,850	55,900	3,430	3,033	3,264	58,850	58,900	3,636	3,239	3,470
52,900	52,950	3,228	2,831	3,062	55,900	55,950	3,434	3,037	3,268	58,900	58,950	3,639	3,242	3,473
52,950	53,000	3,232	2,835	3,066	55,950	56,000	3,437	3,040	3,271	58,950	59,000	3,643	3,246	3,477
53,000		Your New York State tax is:			56,000		Your New York State tax is:			59,000		Your New York State tax is:		
53,000	53,050	3,235	2,838	3,069	56,000	56,050	3,441	3,044	3,275	59,000	59,050	3,646	3,249	3,480
53,050	53,100	3,239	2,842	3,073	56,050	56,100	3,444	3,047	3,278	59,050	59,100	3,650	3,253	3,484
53,100	53,150	3,242	2,845	3,076	56,100	56,150	3,448	3,051	3,282	59,100	59,150	3,653	3,256	3,487
53,150	53,200	3,245	2,848	3,079	56,150	56,200	3,451	3,054	3,285	59,150	59,200	3,656	3,259	3,490
53,200	53,250	3,249	2,852	3,083	56,200	56,250	3,454	3,057	3,288	59,200	59,250	3,660	3,263	3,494
53,250	53,300	3,252	2,855	3,086	56,250	56,300	3,458	3,061	3,292	59,250	59,300	3,663	3,266	3,497
53,300	53,350	3,256	2,859	3,090	56,300	56,350	3,461	3,064	3,295	59,300	59,350	3,667	3,270	3,501
53,350	53,400	3,259	2,862	3,093	56,350	56,400	3,465	3,068	3,299	59,350	59,400	3,670	3,273	3,504
53,400	53,450	3,263	2,866	3,097	56,400	56,450	3,468	3,071	3,302	59,400	59,450	3,674	3,277	3,508
53,450	53,500	3,266	2,869	3,100	56,450	56,500	3,472	3,075	3,306	59,450	59,500	3,677	3,280	3,511
53,500	53,550	3,269	2,872	3,103	56,500	56,550	3,475	3,078	3,309	59,500	59,550	3,680	3,283	3,514
53,550	53,600	3,273	2,876	3,107	56,550	56,600	3,478	3,081	3,312	59,550	59,600	3,684	3,287	3,518
53,600	53,650	3,276	2,879	3,110	56,600	56,650	3,482	3,085	3,316	59,600	59,650	3,687	3,290	3,521
53,650	53,700	3,280	2,883	3,114	56,650	56,700	3,485	3,088	3,319	59,650	59,700	3,691	3,294	3,525
53,700	53,750	3,283	2,886	3,117	56,700	56,750	3,489	3,092	3,323	59,700	59,750	3,694	3,297	3,528
53,750	53,800	3,287	2,890	3,121	56,750	56,800	3,492	3,095	3,326	59,750	59,800	3,698	3,301	3,532
53,800	53,850	3,290	2,893	3,124	56,800	56,850	3,496	3,099	3,330	59,800	59,850	3,701	3,304	3,535
53,850	53,900	3,293	2,896	3,127	56,850	56,900	3,499	3,102	3,333	59,850	59,900	3,704	3,307	3,538
53,900	53,950	3,297	2,900	3,131	56,900	56,950	3,502	3,105	3,336	59,900	59,950	3,708	3,311	3,542
53,950	54,000	3,300	2,903	3,134	56,950	57,000	3,506	3,109	3,340	59,950	60,000	3,711	3,314	3,545

* This column must also be used by a qualifying widow(er)



If line 35 (taxable income) is -		And you are -			If line 35 (taxable income) is -		And you are -			If line 35 (taxable income) is -		And you are -		
At least	But less than	Single or Married filing separately	Married filing jointly *	Head of a household	At least	But less than	Single or Married filing separately	Married filing jointly *	Head of a household	At least	But less than	Single or Married filing separately	Married filing jointly *	Head of a household
60,000		Your New York State tax is:			62,000		Your New York State tax is:			64,000		Your New York State tax is:		
60,000	60,050	3,715	3,318	3,549	62,000	62,050	3,852	3,455	3,686	64,000	64,050	3,989	3,592	3,823
60,050	60,100	3,718	3,321	3,552	62,050	62,100	3,855	3,458	3,689	64,050	64,100	3,992	3,595	3,826
60,100	60,150	3,722	3,325	3,556	62,100	62,150	3,859	3,462	3,693	64,100	64,150	3,996	3,599	3,830
60,150	60,200	3,725	3,328	3,559	62,150	62,200	3,862	3,465	3,696	64,150	64,200	3,999	3,602	3,833
60,200	60,250	3,728	3,331	3,562	62,200	62,250	3,865	3,468	3,699	64,200	64,250	4,002	3,605	3,836
60,250	60,300	3,732	3,335	3,566	62,250	62,300	3,869	3,472	3,703	64,250	64,300	4,006	3,609	3,840
60,300	60,350	3,735	3,338	3,569	62,300	62,350	3,872	3,475	3,706	64,300	64,350	4,009	3,612	3,843
60,350	60,400	3,739	3,342	3,573	62,350	62,400	3,876	3,479	3,710	64,350	64,400	4,013	3,616	3,847
60,400	60,450	3,742	3,345	3,576	62,400	62,450	3,879	3,482	3,713	64,400	64,450	4,016	3,619	3,850
60,450	60,500	3,746	3,349	3,580	62,450	62,500	3,883	3,486	3,717	64,450	64,500	4,020	3,623	3,854
60,500	60,550	3,749	3,352	3,583	62,500	62,550	3,886	3,489	3,720	64,500	64,550	4,023	3,626	3,857
60,550	60,600	3,752	3,355	3,586	62,550	62,600	3,889	3,492	3,723	64,550	64,600	4,026	3,629	3,860
60,600	60,650	3,756	3,359	3,590	62,600	62,650	3,893	3,496	3,727	64,600	64,650	4,030	3,633	3,864
60,650	60,700	3,759	3,362	3,593	62,650	62,700	3,896	3,499	3,730	64,650	64,700	4,033	3,636	3,867
60,700	60,750	3,763	3,366	3,597	62,700	62,750	3,900	3,503	3,734	64,700	64,750	4,037	3,640	3,871
60,750	60,800	3,766	3,369	3,600	62,750	62,800	3,903	3,506	3,737	64,750	64,800	4,040	3,643	3,874
60,800	60,850	3,770	3,373	3,604	62,800	62,850	3,907	3,510	3,741	64,800	64,850	4,044	3,647	3,878
60,850	60,900	3,773	3,376	3,607	62,850	62,900	3,910	3,513	3,744	64,850	64,900	4,047	3,650	3,881
60,900	60,950	3,776	3,379	3,610	62,900	62,950	3,913	3,516	3,747	64,900	64,950	4,050	3,653	3,884
60,950	61,000	3,780	3,383	3,614	62,950	63,000	3,917	3,520	3,751	64,950	65,000	4,054	3,657	3,888
61,000		Your New York State tax is:			63,000		Your New York State tax is:			\$65,000 or more** use schedule below:				
61,000	61,050	3,783	3,386	3,617	63,000	63,050	3,920	3,523	3,754	If you are:		Your New York State tax is:		
61,050	61,100	3,787	3,390	3,621	63,050	63,100	3,924	3,527	3,758					
61,100	61,150	3,790	3,393	3,624	63,100	63,150	3,927	3,530	3,761					
61,150	61,200	3,793	3,396	3,627	63,150	63,200	3,930	3,533	3,764					
61,200	61,250	3,797	3,400	3,631	63,200	63,250	3,934	3,537	3,768	Single				
61,250	61,300	3,800	3,403	3,634	63,250	63,300	3,937	3,540	3,771	or				
61,300	61,350	3,804	3,407	3,638	63,300	63,350	3,941	3,544	3,775	\$4,056 plus				
61,350	61,400	3,807	3,410	3,641	63,350	63,400	3,944	3,547	3,778	6.85% (.0685) of				
61,400	61,450	3,811	3,414	3,645	63,400	63,450	3,948	3,551	3,782	amount over \$65,000				
61,450	61,500	3,814	3,417	3,648	63,450	63,500	3,951	3,554	3,785	Married				
61,500	61,550	3,817	3,420	3,651	63,500	63,550	3,954	3,557	3,788	filing				
61,550	61,600	3,821	3,424	3,655	63,550	63,600	3,958	3,561	3,792	separately				
61,600	61,650	3,824	3,427	3,658	63,600	63,650	3,961	3,564	3,795	Married				
61,650	61,700	3,828	3,431	3,662	63,650	63,700	3,965	3,568	3,799	filing				
61,700	61,750	3,831	3,434	3,665	63,700	63,750	3,968	3,571	3,802	jointly				
61,750	61,800	3,835	3,438	3,669	63,750	63,800	3,972	3,575	3,806	* amount over \$65,000				
61,800	61,850	3,838	3,441	3,672	63,800	63,850	3,975	3,578	3,809	Head				
61,850	61,900	3,841	3,444	3,675	63,850	63,900	3,978	3,581	3,812	of a				
61,900	61,950	3,845	3,448	3,679	63,900	63,950	3,982	3,585	3,816	\$3,890 plus				
61,950	62,000	3,848	3,451	3,682	63,950	64,000	3,985	3,588	3,819	6.85% (.0685) of				
										Household amount over \$65,000				

* This column must also be used by a qualifying widow(er)

**** Important:** If your New York adjusted gross income (line 31 of Form IT-203) is more than \$100,000, and your taxable income (line 35 of Form IT-203) is \$65,000 or more, compute your New York State tax from the schedule above, transfer the amount to "Tax computation worksheet 1," line 4, on page 26 and complete the worksheet.

If your New York adjusted gross income is more than \$100,000, and your taxable income is less than \$65,000, find your New York State tax from the tax table (pages 43 through 50), transfer the amount to "Tax computation worksheet 1," line 4 on page 26 and complete the worksheet.

If your New York adjusted gross income is more than \$150,000, compute your New York State tax by completing "Tax computation worksheet 2" on page 26; do not use the state tax table or the schedule above.



School districts and code numbers

Albany - Erie

If you were a part-year resident of New York State, use this list to find the name and code number of the public school district located in the county where you were last a New York State resident. (If you were also a part-year resident of New York City, look for your listing after Nassau County.) Enter the school district name and code number at the top of the front of your return in the spaces provided. If you do not know the name of your school district, contact the nearest public school to your New York State home.

Caution: You must enter your school district and code number even if you were absent temporarily, if the school your children attended was not in your school district, or if you had no children attending school. School aid may be affected if the school district or code number is not correct.

School district name School district code number	School district name School district code number	School district name School district code number	School district name School district code number
Albany	Cattaraugus (Cont'd)	Chenango	Delaware (Cont'd)
Albany 005	Cuba-Rushford 138	Afton 003	Margaretville 375
Berne-Knox-Westerlo 050	Ellicottville 181	Bainbridge Guilford 031	Oneonta 464
Bethlehem 051	Forestville 198	Brookfield 070	Roscoe 545
Cairo-Durham 076	Franklinville 205	Chenango Forks 107	Roxbury 547
Cohoes 122	Frewsburg 208	Cincinnatus 113	Sidney 586
Duanesburg 153	Gowanda 230	De Ruyter 141	South Kortright 601
Green Island 236	Griffith Institute (Springville) 244	Gilbertsville-Mt. Upton 222	Stamford 620
Greenville 240	Hinsdale 277	Greene 238	Sullivan West (Delaware Valley-Jeff Youngsville- Narrowsburg) 143
Guilderland 246	Olean 462	Harpursville 259	Unatego (Otego-Unadilla) 649
Maplewood (Colonie) 371	Pine Valley (South Dayton) 497	Norwich 455	Walton 663
Menands 388	Pioneer (Yorkshire) 498	Otselic Valley (Georgetown- South Otselic) 606	Worcester 711
Middleburgh 393	Portville 512	Oxford 475	
Mohonasen-Draper (Rotterdam) 402	Randolph 522	Sherburne-Earlvile 582	
Niskayuna 439	Randolph Academy 723	Sidney 586	Dutchess
North Colonie 443	Salamanca 556	Unadilla Valley (New Berlin- South New Berlin) 422	Arlington 022
Ravena-Coeymans-Selkirk 524	West Valley 690	Whitney Point 703	Beacon 040
Schalmont (Rotterdam) 568			Carmel 089
Schoharie 572	Cayuga		Dover Union Free 149
South Colonie 595	Auburn 025	Clinton	Haldane (Philipstown) 249
Voorheesville 660	Cato Meridian 092	Ausable Valley (Keeseville) 026	Hyde Park 293
Watervliet 674	Groton 245	Beekmantown 043	Millbrook 396
	Hannibal 257	Chateaugay 102	Pawling 483
Allegany	Homer 281	Chazy 105	Pine Plains 496
Alfred Almond 010	Jordan Elbridge 315	N. Eastern Clinton 418	Poughkeepsie 514
Andover 017	Moravia 407	Northern Adirondack 453	Red Hook 526
Arkport 021	Oswego 472	Peru 492	Rhinebeck 531
Belfast 044	Port Byron 507	Plattsburgh 503	Spackenkill 612
Bolivar-Richburg 054	Red Creek 525	Saranac (Dannemora) 560	Taconic Hills (Copake) 632
Canaseraga 083	Skaneateles 588	Saranac Lake 561	Wappingers Falls 665
Cuba-Rushford 138	Southern Cayuga 609		Webutuck (Northeast) 680
Fillmore 192	Union Springs 650	Columbia	
Friendship 209	Weedsport 681	Chatham 103	Erie
Genesee Valley (Angelica-Belmont) 018	Chautauqua	East Greenbush 158	Akron 004
Greenwood 242	Bemus Point 048	Germantown 221	Alden 007
Hinsdale 277	Brocton 067	Hudson 289	Amherst 719
Keshequa (Dalton-Nunda) 320	Cassadaga Valley 091	Kinderhook (Ichabod Crane) 294	Attica 024
Letchworth (Gainesville) 339	Chautauqua Lake (Mayville) 104	New Lebanon 426	Buffalo 073
Pioneer (Yorkshire) 498	Clymer 119	Pine Plains 496	Cheektowaga 106
Portville 512	Dunkirk 155	Red Hook 526	Cheektowaga-Maryvale 378
Scio 575	Falconer 189	Schodack 571	Cheektowaga-Sloan 589
Wellsville 683	Forestville 198	Taconic Hills (Copake) 632	Clarence 114
Whitesville 702	Fredonia 206	Webutuck (Northeast) 680	Cleveland Hill 115
	Frewsburg 208	Cortland	Depew 145
Broome	Gowanda 230	Cincinnatus 113	East Aurora 156
Afton 003	Jamestown 306	Cortland 134	Eden 171
Bainbridge Guilford 031	Panama 479	De Ruyter 141	Frontier 210
Binghamton 053	Pine Valley (South Dayton) 497	Dryden 152	Gowanda 230
Chenango Forks 107	Randolph 522	Fabius-Pompey 187	Grand Island 232
Chenango Valley 108	Ripley 536	Greene 238	Griffith Institute (Springville) 244
Cincinnatus 113	Sherman 583	Groton 245	Hamburg 251
Deposit 146	Silver Creek 587	Homer 281	Holland 278
Greene 238	Southwestern at Jamestown 611	Marathon 372	Iroquois 300
Harpursville 259	Westfield 692	McGraw 385	Kenmore-Town of Tonawanda 319
Johnson City 313		Newark Valley 432	Lackawanna 326
Maine Endwell 364	Chemung	Tully 646	Lake-Shore (Evans-Brant) 330
Marathon 372	Corning 132	Whitney Point 703	Lancaster 332
Newark Valley 432	Elmira 182		Maryvale (Cheektowaga) 378
South Mountain-Hickory 720	Elmira Heights 183	Delaware	North Collins 442
Susquehanna Valley 627	Horseheads 287	Andes 016	Orchard Park 468
Union-Endicott 651	Newfield 436	Bainbridge Guilford 031	Pioneer (Yorkshire) 498
Vestal 658	Odessa Montour 460	Charlotte Valley 101	Silver Creek 587
Whitney Point 703	Spencer Van Etten 613	Delhi 144	Sloan (Cheektowaga) 589
Windsor 710	Watkins Glen 675	Deposit 146	Sweet Home 628
	Waverly 676	Downsville 150	Tonawanda (City of) 638
Cattaraugus		Franklin 203	West Seneca 689
Allegany-Limestone 011		Gilboa Conesville 223	Williamsville 706
Cattaraugus-Little Valley 094		Hancock 256	
		Jefferson 310	
		Livingston Manor 349	



School districts and code numbers

School district name School district code number	School district name School district code number	School district name School district code number	School district name School district code number
Essex	Hamilton	Livingston (Cont'd)	Montgomery (Cont'd)
Ausable Valley (Keeseville) 026	Indian Lake 296	Honeoye 282	Fonda Fultonville 197
Crown Point 137	Inlet 298	Honeoye Falls-Lima 283	Fort Plain 201
Elizabethtown-Lewis 179	Lake Pleasant 329	Keshequa (Dalton-Nunda) 320	Galway 212
Keene 317	Long Lake 354	Le Roy 338	Johnstown 314
Lake Placid 328	Northville 454	Livonia 350	Owen D. Young (Hornesville) 474
Minerva 399	Piseco (Morehouse) 499	Mount Morris 413	Schalmont (Rotterdam) 568
Moriah 408	Poland 506	Naples 420	Schoharie 572
Newcomb 434	Raquette Lake 523	Pavilion 482	Scotia Glenville 576
Putnam 517	Wells 682	Perry 490	Sharon Springs 579
Saranac Lake 561	Herkimer	Wayland-Cohocton 677	St. Johnsville 618
Schroon Lake 573	Adirondack (Boonville) 002	Wheatland Chili 697	
Ticonderoga 636	Cherry Valley-Springfield 616	York 716	Nassau
Westport 696	Dolgeville 148		Amityville 014
Willsboro 707	Fort Plain 201	Madison	Baldwin 032
Franklin	Frankfort-Schuyler 202	Brookfield 070	Bellmore 046
Ausable Valley (Keeseville) 026	Herkimer 268	Canastota 084	Bellmore-Merrick CHS*
Brasher Falls (St. Lawrence) 058	Holland Patent 279	Cazenovia 095	Bethpage 052
Brushton Moira 072	Ilion 295	Chittenango 111	Carle Place 088
Chateaugay 102	Little Falls 346	De Ruyter 141	Cold Spring Harbor 123
Malone 365	Mohawk 401	East Syracuse-Minoa 167	East Meadow 162
Northern Adirondack 453	Mount Markham (Bridgewater- W. Winfield) 412	Edmeston 174	East Rockaway 166
Salmon River 558	New Hartford 424	Fabius-Pompey 187	East Williston 168
Saranac Lake 561	Oppenheim Ephratah 467	Fayetteville-Manlius 370	Elmont 184
St. Regis Falls 619	Owen D. Young (Hornesville) 474	Hamilton 252	Farmingdale 191
Tupper Lake 647	Poland 506	Madison 361	Floral Park (Bellerose) 195
Fulton	Remsen 528	Morrisville Eaton 411	Franklin Square 204
Amsterdam 015	Richfield Springs 533	Mount Markham (Bridgewater- W. Winfield) 412	Freeport 207
Broadalbin-Perth 065	Sauquoit Valley 564	Oneida (Sylvan Beach) 463	Garden City 214
Dolgeville 148	St. Johnsville 618	Otselic Valley (Georgetown- South Otselic) 606	Glen Cove 224
Edinburg 173	Town of Webb 639	Sherburne-Earlville 582	Great Neck 234
Fonda Fultonville 197	West Canada Valley 685	Sherrill 584	Hempstead 265
Fort Plain 201	Whitesboro 701	Stockbridge Valley 624	West Hempstead 687
Galway 212	Jefferson	Unadilla Valley (New Berlin- South New Berlin) 422	Herricks 270
Gloversville 227	Alexandria Bay (Alexandria) 009	Waterville 673	Hewlett Woodmere 272
Johnstown 314	Belleville-Henderson 045		Hicksville 273
Mayfield 383	Carthage 090	Monroe	Island Park 302
Northville 454	Copenhagen 129	Avon 029	Island Trees 303
Oppenheim Ephratah 467	General Brown 217	Brighton 063	Jericho 311
St. Johnsville 618	Gouverneur 229	Brockport 066	Lawrence 337
Wheelerville 698	Hammond (Alexandria Common) 253	Byron Bergen 075	Levittown 340
Geneseo	Indian River 297	Caledonia Mumford 077	Locust Valley 352
Akron 004	La Fargeville 324	Churchville Chili 112	Long Beach 353
Albion 006	Lyme 356	East Irondequoit 160	Lynbrook 357
Alden 007	Sackets Harbor (Hounsfield) 288	East Rochester 165	Malverne 366
Alexander 008	Sandy Creek 559	Fairport 188	Manhasset 368
Attica 024	South Jefferson 600	Gates Chili 216	Massapequa 379
Batavia 036	Thousand Islands 634	Greece 235	Merrick 389
Brockport 066	Watertown 672	Hilton 276	North Merrick 444
Byron Bergen 075	Lewis	Holley 280	Mineola 398
Caledonia Mumford 077	Adirondack (Boonville) 002	Honeoye Falls-Lima 283	New Hyde Park-Garden City Park 425
Elba 177	Beaver River 041	Irondequoit (West Irondequoit) 299	North Bellmore 441
Le Roy 338	Camden 079	East Irondequoit 160	North Merrick 444
Medina 387	Carthage 090	Kendall 318	North Shore (Sea Cliff) 448
Oakfield Alabama 458	Copenhagen 129	Penfield 488	Oceanside 459
Pavilion 482	Harrisville 261	Pittsford 500	Oyster Bay-East Norwich 476
Pembroke 487	Lowville 355	Rochester 538	Plainedge 501
Royalton Hartland 548	Sandy Creek 559	East Rochester 165	Plainview-Old Bethpage 502
Wyoming 714	South Jefferson 600	Rush Henrietta 549	Port Washington 511
Greene	South Lewis 602	Spencerport 614	Rockville Centre 539
Cairo-Durham 076	Livingston	Victor 659	Roosevelt 544
Catskill 093	Avon 029	Wayne 678	Roslyn 546
Coxsackie Athens 135	Caledonia Mumford 077	Webster 679	Seaford 577
Gilboa Conesville 223	Canaseraga 083	Wheatland Chili 697	Sewanhaka*
Greenville 240	Dansville 140		Syosset 630
Hunter Tannersville 291	Geneseo 218	Montgomery	Uniondale 652
Margaretville 375		Amsterdam 015	Valley Stream CHS*
Onteora 466		Broadalbin-Perth 065	Valley Stream Hempstead-13 655
Ravena-Coeymans-Selkirk 524		Canajoharie 081	Valley Stream Hempstead-24 656
Windham-Ashland-Jewett 709		Cherry Valley-Springfield 616	Valley Stream Hempstead-30 657
		Cobleskill-Richmondville 120	Wantagh 664
		Duanesburg 153	West Hempstead 687
			Westbury 691

* Do not use a high school district (CHS) in Bellmore-Merrick, Sewanhaka or Valley Stream. Use the code number for the elementary school district where you live.



School districts and code numbers

New York City - Schuyler

School district name School district code number	School district name School district code number	School district name School district code number	School district name School district code number
New York City	Ontario	Otsego (Cont'd)	St. Lawrence (Cont'd)
Bronx 068	Canandaigua 082	Cooperstown 128	Hammond (Alexandria Common) 253
Brooklyn (Kings County) 071	East Bloomfield (Bloomfield) 157	Edmeston 174	Harrisville 261
Manhattan (NY County) 369	Geneva 219	Franklin 203	Hermon Dekalb 269
Queens 519	Honeoye 282	Gilbertsville-Mt. Upton 222	Heuvelton 271
Staten Island (Richmond County) 622	Honeoye Falls-Lima 283	Laurens 336	Indian River 297
Niagara	Livonia 350	Milford 395	Lisbon 345
Akron 004	Lyons 360	Morris 409	Madrid Waddington 362
Barker 035	Manchester-Shortsville (Red Jacket) 527	Mount Markham (Bridgewater-W. Winfield) 412	Massena 380
Lewiston Porter 341	Marcus Whitman (Gorham-Middlesex) 374	Oneonta 464	Morristown 410
Lockport 351	Naples 420	Owen D. Young (Hornesville) 474	Norwood Norfolk 456
Medina 387	Newark 431	Richfield Springs 533	Ogdensburg 461
Newfane 435	Palmyra-Macedon 478	Schenevus (Andrew S. Draper) 570	Parishville-Hopkinton 480
Niagara Falls 437	Penn Yan 489	Sharon Springs 579	Potsdam 513
Niagara Wheatfield 438	Phelps-Clifton Springs 493	Sidney 586	Salmon River 558
North Tonawanda 450	Pittsford 500	Unadilla Valley (New Berlin-South New Berlin) 422	St. Regis Falls 619
Royalton Hartland 548	Victor 659	Unatego (Otego-Unadilla) 649	Tupper Lake 647
Star Point 621	Wayland-Cohocton 677	Worcester 711	Saratoga
Wilson 708	Orange	Putnam	Amsterdam 015
Oneida	Chester 110	Brewster 060	Ballston Spa 034
Adirondack (Boonville) 002	Cornwall 133	Carmel 089	Broadalbin-Perth 065
Brookfield 070	Eldred 178	Garrison 215	Burnt Hills-Ballston Lake 074
Camden 079	Florida (S.S. Seward) 196	Haldane (Philipstown) 249	Corinth 131
Central Square 098	Goshen 228	Lakeland (Shrub Oak) 331	Edinburg 173
Clinton 117	Greenwood Lake 243	Mahopac 363	Galway 212
Holland Patent 279	Haverstraw-Stony Point (North Rockland) 445	North Salem 447	Hadley Luzerne 247
Madison 361	Highland Falls 275	Pawling 483	Hudson Falls 290
Mount Markham (Bridgewater-W. Winfield) 412	Kiryas Joel Village 725	Putnam Valley 518	Mechanicville 386
New Hartford 424	Marlboro 377	Wappingers Falls 665	Niskayuna 439
New York Mills 430	Middletown 394	Rensselaer	Northville 454
Oneida (Sylvan Beach) 463	Minisink Valley 400	Averill Park (George Washington) 027	Saratoga Springs 562
Oriskany 469	Monroe Woodbury 403	Berlin 049	Schuylerville 574
Poland 506	Newburgh 433	Brittonkill (Brunswick Central) 064	Scotia Glenville 576
Remsen 528	Pine Bush 495	Cambridge 078	Shenendehowa 581
Rome 541	Port Jervis 510	East Greenbush 158	South Glens Falls 597
Sauquoit Valley 564	Ramapo (Suffern) 626	Hoosic Valley 284	Stillwater 623
Sherrill (Vernon-Verona) 584	Tuxedo 648	Hoosick Falls 285	Waterford-Halfmoon 670
Stockbridge Valley 624	Valley (Montgomery) 405	Kinderhook (Ichabod Crane) 294	Schenectady
Town of Webb 639	Walkkill 662	Lansingburgh 334	Amsterdam 015
Utica 653	Warwick Valley 668	Mechanicville 386	Burnt Hills-Ballston Lake 074
Waterville 673	Washingtonville 669	New Lebanon 426	Duanesburg 153
West Canada Valley 685	Orleans	North Greenbush (Williams) 704	Galway 212
Westmoreland 695	Albion 006	Rensselaer 530	Mohonasen-Draper (Rotterdam) 402
Whitesboro 701	Barker 035	Schodack 571	Niskayuna 439
Onondaga	Brockport 066	Stillwater 623	Schalmont (Rotterdam) 568
Baldwinsville 033	Byron Bergen 075	Troy 642	Schenectady 569
Cato Meridian 092	Holley 280	Wynantskill 713	Schoharie 572
Cazenovia 095	Kendall 318	Rockland	Scotia Glenville 576
Central Square 098	Lyndonville 359	Clarkstown (New City) 423	South Colonie 595
Chittenango 111	Medina 387	East Ramapo (Spring Valley) 615	Schoharie
De Ruyter 141	Oakfield Alabama 458	Haverstraw-Stony Point (North Rockland) 445	Berne-Knox-Westerlo 050
East Syracuse-Minoa 167	Royalton Hartland 548	Nanuet 419	Cairo-Durham 076
Fabius-Pompey 187	Oswego	Nyack 457	Canajoharie 081
Fayetteville-Manlius 370	Altmar Parish-Williamstown 012	Pearl River 484	Charlotte Valley 101
Homer 281	Camden 079	Ramapo (Suffern) 626	Cobleskill-Richmondville 120
Jamesville-Dewitt 307	Cato Meridian 092	S. Orangetown 605	Duanesburg 153
Jordan Elbridge 315	Central Square 098	St. Lawrence	Fonda Fultonville 197
La Fayette 325	Fulton 211	Alexandria Bay (Alexandria) 009	Gilboa Conesville 223
Liverpool 348	Hannibal 257	Brasher Falls (St. Lawrence) 058	Greenville 240
Lyncourt (Salina) 358	Mexico 390	Canton 087	Jefferson 310
Marcellus 373	Oswego 472	Clifton Fine 116	Middleburgh 393
Moravia 407	Phoenix 494	Colton Pierrepont 124	Schoharie 572
North Syracuse 449	Pulaski 516	Edwards-Knox 724	Sharon Springs 579
Onondaga 465	Sandy Creek 559	Gouverneur 229	Stamford 620
Phoenix 494	South Jefferson 600	Schuyler	Bradford 057
Skaneateles 588	Otsego	Brushton Moira 072	Corning 132
Solvay 593	Bainbridge Guilford 031	Canton 087	Dundee 154
Syracuse 631	Charlotte Valley 101	Clifton Pierrepont 124	Hammondsport 254
East Syracuse (Minoa) 167	Cherry Valley-Springfield 616	Edwards-Knox 724	Horseheads 287
North Syracuse 449	Cobleskill-Richmondville 120	Gouverneur 229	Odessa Montour 460
Tully 646			South Seneca 607
West Genesee (Camillus) 686			
Westhill 694			



School districts and code numbers

School district name School district code number	School district name School district code number	School district name School district code number	School district name School district code number
Schuyler (Cont'd)	Suffolk (Cont'd)	Tompkins (Cont'd)	Wayne (Cont'd)
Spencer Van Etten 613	West Islip 688	Cortland 134	Red Creek 525
Trumansburg 643	Kings Park 321	Dryden 152	Sodus 592
Watkins Glen 675	Lindenhurst 344	Groton 245	Victor 659
Seneca	Longwood (Middle Island) 392	Homer 281	Wayne 678
Clyde-Savannah 118	Mattituck (Cutchogue) 382	Ithaca 305	Webster 679
Geneva 219	Middle Country 391	Lansing 333	Williamson 705
Lyons 360	Miller Place 397	Moravia 407	Westchester
Phelps-Clifton Springs 493	Montauk 404	Newark Valley 432	Ardsley 019
Romulus 542	Mount Sinai 414	Newfield 436	Armonk (Byram Hills) 023
Seneca Falls 578	New Suffolk 429	Odessa Montour 460	Bedford (Mt. Kisco) 042
South Seneca 607	North Babylon 440	Southern Cayuga 609	Blind Brook-Rye (Ridge Street) 535
Trumansburg 643	Northport-East Northport 452	Spencer Van Etten 613	Briarcliff Manor 061
Waterloo (Border City) 671	Oysterponds 477	Trumansburg 643	Bronxville 069
Steuben	Patchogue-Medford 481	Ulster	Chappaqua 100
Addison 001	Port Jefferson 509	Ellenville 180	Croton Harmon 136
Alfred Almond 010	Quogue 521	Fallsburgh 190	Dobbs Ferry 147
Andover 017	East Quogue 164	Highland 274	Eastchester 169
Arkport 021	Remsenburg-Speonk 529	Kingston 322	Edgemont 172
Avoca 028	Riverhead 537	Livingston Manor 349	Elmsford 185
Bath (Haverling) 037	Rocky Point 540	Margaretville 375	Greenburgh 237
Bradford 057	Sachem (Holbrook) 553	Marlboro 377	Harrison 260
Campbell-Savona 080	Sag Harbor 554	New Paltz 427	Hastings-on-Hudson 263
Canaseraga 083	Sagaponack 555	Onteora 466	Hendrick Hudson 267
Canisteo 086	Sayville 566	Pine Bush 495	Irvington 301
Corning 132	Shelter Island 580	Rondout Valley 543	Katonah Lewisboro 316
Dansville 140	Shoreham-Wading River 585	Saugerties 563	Lakeland (Shrub Oak) 331
Elmira 182	Smithtown 590	Tri Valley 640	Mamaroneck 367
Greenwood 242	South Country (South Haven) 596	Valley (Montgomery) 405	Mt. Pleasant Central 417
Hammondsport 254	South Huntington 599	Walkkill 662	Mount Vernon 416
Hornell 286	South Manor (West Manor) 603	Warren	New Rochelle 428
Jasper-Troupsburg 308	Southampton 608	Bolton 055	North Salem 447
Naples 420	Southold 610	Corinth 131	Ossining 471
Penn Yan 489	Springs 617	Glens Falls 225	Peekskill 485
Prattsburg 515	Three Village 635	Glens Falls Common	Pelham 486
Wayland-Cohocton 677	Tuckahoe Common	(Abraham Wing) 226	Pleasantville 504
Whitesville 702	(Southampton) 645	Hadley Luzerne 247	Pocantico Hills 505
Suffolk	Wainscott 661	Hudson Falls 290	Port Chester-Rye 508
Amagansett 013	West Babylon 684	Johnsburg 312	Putnam Valley 518
Amityville 014	West Islip 688	Lake George 327	Rye 551
Babylon 030	Westhampton Beach 693	Minerva 399	Rye Neck 552
North Babylon 440	William Floyd (Mastic Beach) 381	North Warren 451	Scarsdale 567
West Babylon 684	Wyandanch 712	Queensbury 520	Somers 594
Bay Shore 038	Sullivan	Schroon Lake 573	Tarrytown 633
Bayport Blue Point 039	Eldred 178	Ticonderoga 636	Tuckahoe 644
Brentwood 059	Ellenville 180	Warrensburg 666	Valhalla 654
Bridgehampton 062	Fallsburgh 190	Washington	White Plains 699
Center Moriches 096	Liberty 342	Argyle 020	Yonkers 715
Central Islip 097	Livingston Manor 349	Cambridge 078	Yorktown Heights (Yorktown) 717
Cold Spring Harbor 123	Minisink Valley 400	Fort Ann 199	Wyoming
Commack 125	Monticello 406	Fort Edward 200	Alden 007
Comsewogue	Pine Bush 495	Granville 233	Alexander 008
(Brookhaven) 126	Port Jervis 510	Greenwich 241	Attica 024
Connetquot 127	Sullivan West (Delaware Valley- Jeff Youngsville- Narrowsburg) 143	Hartford 262	Fillmore 192
Copiague 130	Jeff Youngsville- Narrowsburg) 143	Hoosic Valley 284	Holland 278
Deer Park 142	Roscoe 545	Hoosick Falls 285	Iroquois 300
East Hampton 159	Tri Valley 640	Hudson Falls 290	Keshequa (Dalton-Nunda) 320
East Islip 161	Tioga	Lake George 327	Letchworth (Gainesville) 339
East Moriches 163	Candor 085	Putnam 517	Pavilion 482
East Quogue 164	Dryden 152	Salem 557	Perry 490
Eastport 170	Ithaca 305	Schuylerville 574	Pioneer (Yorkshire) 498
Eastport-South Manor CHS*	Maine Endwell 364	Stillwater 623	Warsaw 667
Elwood 186	Marathon 372	Whitehall 700	Wyoming 714
Farmingdale 191	Newark Valley 432	Wayne	York 716
Fire Island (Ocean Beach) 193	Owego-Apalachin 473	Cato Meridian 092	Yates
Fishers Island 194	Spencer Van Etten 613	Clyde-Savannah 118	Dundee 154
Greenport 239	Tioga 637	Gananda 213	Geneva 219
Half Hollow Hills 250	Union-Endicott 651	Lyons 360	Marcus Whitman (Gorham- Middlesex) 374
Hampton Bays 255	Vestal 658	Marion 376	Naples 420
Harborfields 258	Waverly 676	North Rose-Wolcott 446	Penn Yan 489
Hauppauge 264	Whitney Point 703	Newark 431	Prattsburg 515
Huntington 292	Tompkins	Palmyra-Macedon 478	
South Huntington 599	Candor 085	Penfield 488	
Islip 304		Phelps-Clifton Springs 493	
Central Islip 097		Port Byron 507	
East Islip 161			

* Do not use a high school district (CHS) in Eastport-South Manor. Use the code number for the elementary school district where you live.

This page was intentionally left blank.

Need help?



Telephone assistance is available from 8:30 a.m. to 4:25 p.m. (eastern time), Monday through Friday.

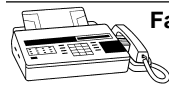
For tax information: 1 800 225-5829

To order forms and publications: 1 800 462-8100

Refund status: (electronically filed) 1 800 353-0708
(direct deposit) 1 800 321-3213
(all others) 1 800 443-3200

(Automated service for refund status is available 24 hours a day, seven days a week.)

From areas outside the U.S. and outside Canada: (518) 485-6800



Fax-on-demand forms: Forms are available 24 hours a day, 7 days a week. 1 800 748-3676



Internet access: www.tax.state.ny.us
(for forms, publications, your refund status, to check your estimated tax account, and other information)

**Hotline for the hearing and speech impaired:**

1 800 634-2110 from 8:30 a.m. to 4:25 p.m. (eastern time), Monday through Friday. If you do not own a telecommunications device for the deaf (TDD), check with independent living centers or community action programs to find out where machines are available for public use.



Persons with disabilities: In compliance with the Americans with Disabilities Act, we will ensure that our lobbies, offices, meeting rooms, and other facilities are accessible to persons with disabilities. If you have questions about special accommodations for persons with disabilities, please call 1 800 225-5829.

**If you need to write,** address your letter to:

NYS TAX DEPARTMENT
TAXPAYER ASSISTANCE BUREAU
W A HARRIMAN CAMPUS
ALBANY NY 12227

Resolving tax problems

The best ways to avoid tax problems are to keep accurate tax records and to stay on top of current tax requirements. These instructions contain information that can help you do both; the instructions list free publications you can order and give toll-free numbers you can call for answers to your specific questions.

Most tax problems can be resolved informally. If your refund is late, call our toll-free refund information number; if you receive a tax deficiency notice that you think is in error, promptly call the number listed on the notice. These instructions also list a toll-free number for ordering any forms you might need.

If you have a problem with the Tax Department which you have not been able to resolve through normal channels, or if for any reason you have a complaint about the Tax Department, call toll free 1 800 225-5829. From areas outside the U.S. and outside Canada, call (518) 485-6800.

Our representatives will, depending upon the nature of your complaint, either give you the address and phone number of the Problem Resolution Officer in your area, or refer your complaint for further investigation and analysis.

Our Problem Resolution Officers are available to assist you when you have repeatedly attempted to clear up a difficulty and you have been unable to do so.

Problem Resolution Officers help remedy specific taxpayer circumstances that have not been resolved through routine department procedures.

If you have made two or more attempts to resolve your problem and feel that you aren't getting anywhere, you may want to turn to our Problem Resolution Program. The program is set up specifically for taxpayers who have tried to resolve their problems through the normal channels but have been unsuccessful.

Only a relative handful of tax problems fail to be resolved by these informal means. However, if you are issued a Notice of Deficiency or

a refund denial and you feel that the Tax Department has made a mistake, you still have a number of options available to you:

- You can request a **conciliation conference** through the Bureau of Conciliation and Mediation Services. The conference is conducted informally by a conferee who issues an order that is binding on the Tax Department, but not on you (you can appeal by filing a petition for a formal hearing, as explained below). To set up a conference, get a *Request for Conciliation Conference* by calling toll free 1 800 462-8100 or by writing to the Bureau of Conciliation and Mediation Services, NYS Tax Department, W A Harriman Campus, Albany NY 12227.
- You can request a **small claims hearing** before an impartial presiding officer if the disputed amount is within certain dollar limitations set by the *Rules of Practice and Procedure*. The presiding officer's decision is final, but at any time before the end of the small claims hearing, you can request a transfer to a formal hearing before an administrative law judge. A copy of the *Rules of Practice and Procedure* will be sent to you when you request a petition form as explained below.
- You can file a petition for a **tax appeals hearing**. The hearing is held before an administrative law judge, and both you and the Tax Department may appeal the judge's decision to the Tax Appeals Tribunal. The Tax Department cannot seek a review of the Tribunal's decision, but you can by instituting an Article 78 proceeding in the Appellate Division of the State Supreme Court. You can get the petition forms by writing to the Division of Tax Appeals, Riverfront Professional Tower, 500 Federal Street, 4th Floor, Troy NY 12180-2894.

Regardless of which appeal option you exercise, you may appear on your own behalf or you may have an authorized representative present your case for review. An authorized representative must have Power of Attorney from you in order to appear on your behalf. Further, your representative must be in compliance with the Ethics in Government Act which restricts appearances by former Tax Department employees. A summary of these restrictions is included on the back of Form POA-1, *Power of Attorney*.