



Consumer's Utility and Fuel Taxes for Nonresidential Gas, Electricity, Refrigeration, and Steam Sold to a Qualified Empire Zone Enterprise (QEZE)

File as an attachment to Annual Schedule B



For tax periods: (Section 1) March 1, 2001, through August 31, 2001 (Section 2) September 1, 2001 through February 28, 2002 Due date: Wednesday, March 20, 2002

Include with Annual Schedule B (Form ST-101.3)

A02

Sales tax identification number and Legal name (Print ID# and name as shown on Form ST-101 or Certificate of Authority)

Complete Section 1 for the tax period March 1, 2001, through August 31, 2001. Complete Section 2 for the tax period September 1, 2001, through February 28, 2002. Subtotals from Sections 1 and 2 are entered in Section 3, Annual Schedule B-ATT Summary, on page 12.

SECTION 1 Report sales to a QEZE of nonresidential gas (including propane in containers of 100 pounds or more), electricity, refrigeration, and steam.

Table with 7 columns: Column A Taxing jurisdiction, Column B Jurisdiction code, Column C Taxable sales and services, Column D Transportation and delivery charges, Column E Purchases subject to tax, Column F Tax rate, Column G Sales tax. Rows list various counties and cities with their respective codes and tax rates.

## SECTION 1

March 1, 2001, through August 31, 2001

Report sales to a QEZE of nonresidential gas (including propane in containers of 100 pounds or more), electricity, refrigeration, and steam.

Column A Taxing jurisdiction (S.D. = School District; jurisdictions are listed in county order)	Column B Jurisdiction code	Column C Taxable sales and services (do not include transportation and delivery charges for nonresidential gas and electricity unless provided by same entity; see instructions on page 11)	Column D Transportation and delivery charges for nonresidential gas and electricity	Column E Purchases subject to tax (see instructions on page 11)	Column F Tax rate	Column G Sales tax (see instructions on page 11) (C + E) × F or D × F
Essex County	ES K1502	.00		.00	3%	
Essex County	ES K1503		.00		2¼%	
Franklin County	FR K1602	.00		.00	3%	
Franklin County	FR K1603		.00		2¼%	
Fulton County (outside Gloversville S. D. and Johnstown S. D.)	FU K1706	.00		.00	3%	
Fulton County (outside the following)	FU K1714		.00		2¼%	
Gloversville S. D. (outside city)	GL K1716	.00		.00	6%	
Gloversville S. D. (outside city)	GL K1729		.00		4½%	
Gloversville S. D. (inside city)	GL K1703	.00		.00	6%	
Gloversville S. D. (inside city)	GL K1728		.00		4½%	
Johnstown S. D. (outside city/in Fulton County)	JO K1725	.00		.00	6%	
Johnstown S. D. (outside city/in Fulton County)	JO K1730		.00		4½%	
Johnstown S. D. (inside city/in Fulton County)	JO K1705	.00		.00	6%	
Johnstown S. D. (inside city/in Fulton County)	JO K1733		.00		4½%	
Genesee County (outside Batavia S. D.)	GE K1895	.00		.00	4%	
Genesee County (outside the following)	GE K1803		.00		3%	
Batavia S. D.	BA K1855	.00		.00	7%	
Batavia S. D.	BA K1856		.00		5¼%	
Greene County	GR K1903	.00		.00	4%	
Greene County	GR K1904		.00		3%	
Hamilton County	HA K2002	.00		.00	3%	
Hamilton County	HA K2003		.00		2¼%	
Jefferson County (outside Watertown S. D.)	JE K2202	.00		.00	3%	
Jefferson County (outside the following)	JE K2206		.00		2¼%	
Watertown S. D.	WA K2212	.00		.00	6%	
Watertown S. D.	WA K2214		.00		4½%	
Lewis County	LE K2303	.00		.00	3%	
Lewis County	LE K2306		.00		2¼%	
Livingston County	LI K2402	.00		.00	3%	
Livingston County	LI K2403		.00		2¼%	
Madison County (outside the city of Oneida)	MA K2582	.00		.00	3%	
Madison County (outside the following)	MA K2583		.00		2¼%	
Oneida (city)	ON K2526	.00		.00	3%	
Oneida (city)	ON K2523		.00		2¼%	
Monroe County	MO K2605	.00		.00	4%	
Monroe County	MO K2603		.00		3%	
Montgomery County (outside Johnstown S. D.)	MO K2793	.00		.00	3%	
Montgomery County (outside the following)	MO K2799		.00		2¼%	
Johnstown S. D.	JO K2724	.00		.00	6%	
Johnstown S. D.	JO K2703		.00		4½%	
Nassau County (outside Glen Cove S. D. and Long Beach S. D.)	NA K8248	.00		.00	4¼%	
Nassau County (outside the following)	NA K8249		.00		3 <sup>3</sup> / <sub>16</sub> %	
Glen Cove S. D.	GL K8257	.00		.00	7¼%	
Glen Cove S. D.	GL K8258		.00		5 <sup>7</sup> / <sub>16</sub> %	
Long Beach S. D.	LO K8237	.00		.00	7¼%	
Long Beach S. D.	LO K8238		.00		5 <sup>7</sup> / <sub>16</sub> %	
Niagara Falls S. D.	NI K2924	.00		.00	6%	
Niagara Falls S. D.	NI K2950		.00		4½%	

**SECTION 1**

March 1, 2001, through August 31, 2001

Report sales to a QEZE of **nonresidential** gas (including propane in containers of 100 pounds or more), electricity, refrigeration, and steam.

Column A Taxing jurisdiction (S.D. = School District; jurisdictions are listed in county order)	Column B Jurisdiction code	Column C Taxable sales and services (do not include transportation and delivery charges for nonresidential gas and electricity unless provided by same entity; see instructions on page 11)	Column D Transportation and delivery charges for nonresidential gas and electricity	Column E Purchases subject to tax (see instructions on page 11)	Column F Tax rate	Column G Sales tax (see instructions on page 11) (C + E) × F or D × F
Lockport (city)	LO K2930	.00		.00	3%	
Lockport (city)	LO K2936		.00		2¼%	
Oneida County (outside Utica S. D. and the cities of Rome and Sherrill)	ON K3003	.00		.00	4%	
Oneida County (outside the following)	ON K3004		.00		3%	
Utica S. D.	UT K3049	.00		.00	7%	
Utica S. D.	UT K3060		.00		5¼%	
Rome (city)	RO K3029	.00		.00	4%	
Rome (city)	RO K3027		.00		3%	
Sherrill (city)	SH K3045	.00		.00	4%	
Sherrill (city)	SH K3070		.00		3%	
Onondaga County	ON K3102	.00		.00	3%	
Onondaga County	ON K3103		.00		2¼%	
Ontario County (outside the cities of Canandaigua and Geneva)	ON K3272	.00		.00	3%	
Ontario County (outside the following)	ON K3273		.00		2¼%	
Canandaigua (city)	CA K3232	.00		.00	3%	
Canandaigua (city)	CA K3214		.00		2¼%	
Geneva (city)	GE K3242	.00		.00	3%	
Geneva (city)	GE K3222		.00		2¼%	
Orange County (outside Middletown S. D. and the cities of Newburgh and Port Jervis)	OR K3383	.00		.00	3%	
Orange County (outside the following)	OR K3386		.00		2¼%	
Middletown S. D.	MI K3334	.00		.00	6%	
Middletown S. D.	MI K3336		.00		4½%	
Newburgh (city)	NE K3337	.00		.00	3%	
Newburgh (city)	NE K3346		.00		2¼%	
Port Jervis (city)	PO K3366	.00		.00	3%	
Port Jervis (city)	PO K3367		.00		2¼%	
Orleans County	OR K3473	.00		.00	4%	
Orleans County	OR K3403		.00		3%	
Oswego County (outside the cities of Fulton and Oswego)	OS K3598	.00		.00	3%	
Oswego County (outside the following)	OS K3597		.00		2¼%	
Fulton (city)	FU K3532	.00		.00	3%	
Fulton (city)	FU K3513		.00		2¼%	
Oswego (city)	OS K3542	.00		.00	3%	
Oswego (city)	OS K3524		.00		2¼%	
Otsego County	OT K3603	.00		.00	3%	
Otsego County	OT K3606		.00		2¼%	
Putnam County	PU K3716	.00		.00	3%	
Putnam County	PU K3718		.00		2¼%	
Rensselaer County	RE K3875	.00		.00	4%	
Rensselaer County	RE K3873		.00		3%	
Rockland County	RO K3910	.00		.00	3%	
Rockland County	RO K3912		.00		2¼%	
St. Lawrence County (outside Ogdensburg S. D.)	ST K4087	.00		.00	3%	
St. Lawrence County (outside the following)	ST K4085		.00		2¼%	
Ogdensburg S. D.	OG K4079	.00		.00	6%	
Ogdensburg S. D.	OG K4078		.00		4½%	

**SECTION 1**

March 1, 2001, through August 31, 2001

Report sales to a QEZE of **nonresidential** gas (including propane in containers of 100 pounds or more), electricity, refrigeration, and steam.

Column A Taxing jurisdiction (S.D. = School District; jurisdictions are listed in county order)	Column B Jurisdiction code	Column C Taxable sales and services (do not include transportation and delivery charges for nonresidential gas and electricity unless provided by same entity; see instructions on page 11)	Column D Transportation and delivery charges for nonresidential gas and electricity	Column E Purchases subject to tax (see instructions on page 11)	Column F Tax rate	Column G Sales tax (see instructions on page 11) (C + E) × F or D × F
Saratoga County	SA K4103	.00		.00	3%	
Saratoga County	SA K4104		.00		2¼%	
Schenectady County (outside Schenectady S. D.)	SC K4233	.00		.00	3½%	
Schenectady County (outside the following)	SC K4238		.00		2 <sup>5</sup> / <sub>8</sub> %	
Schenectady S. D.	SC K4207	.00		.00	6½%	
Schenectady S. D.	SC K4209		.00		4 <sup>7</sup> / <sub>8</sub> %	
Schoharie County	SC K4303	.00		.00	3%	
Schoharie County	SC K4306		.00		2¼%	
Schuyler County	SC K4403	.00		.00	4%	
Schuyler County	SC K4405		.00		3%	
Seneca County	SE K4512	.00		.00	3%	
Seneca County	SE K4513		.00		2¼%	
Steuben County (outside Hornell S. D. and the city of Corning)	ST K4688	.00		.00	4%	
Steuben County (outside the following)	ST K4689		.00		3%	
Hornell S. D. (outside city)	HO K4643	.00		.00	6½%	
Hornell S. D. (outside city)	HO K4652		.00		4 <sup>7</sup> / <sub>8</sub> %	
Hornell S. D. (inside city)	HO K4642	.00		.00	6½%	
Hornell S. D. (inside city)	HO K4654		.00		4 <sup>7</sup> / <sub>8</sub> %	
Corning (city)	CO K4616	.00		.00	4%	
Corning (city)	CO K4619		.00		3%	
Suffolk County (3/1/01 - 5/31/01)	SU K4764	.00		.00	4%	
Suffolk County (3/1/01 - 5/31/01)	SU K4765		.00		3%	
Suffolk County (6/1/01 - 8/31/01)	SU K4768	.00		.00	4¼%	
Suffolk County (6/1/01 - 8/31/01)	SU K4769		.00		3¼%	
Sullivan County	SU K4812	.00		.00	3%	
Sullivan County	SU K4813		.00		2¼%	
Tioga County	TI K4903	.00		.00	3½%	
Tioga County	TI K4909		.00		2 <sup>5</sup> / <sub>8</sub> %	
Tompkins County (outside the city of Ithaca)	TO K5096	.00		.00	4%	
Tompkins County (outside the following)	TO K5007		.00		3%	
Ithaca (city)	IT K5013	.00		.00	4%	
Ithaca (city)	IT K5019		.00		3%	
Ulster County	UL K5113	.00		.00	3¾%	
Ulster County	UL K5116		.00		2 <sup>13</sup> / <sub>16</sub> %	
Warren County (outside the city of Glens Falls)	WA K5292	.00		.00	3%	
Warren County (outside the following)	WA K5293		.00		2¼%	
Glens Falls (city)	GL K5212	.00		.00	3%	
Glens Falls (city)	GL K5213		.00		2¼%	
Washington County	WA K5302	.00		.00	3%	
Washington County	WA K5303		.00		2¼%	
Wayne County	WA K5402	.00		.00	3%	
Wayne County	WA K5403		.00		2¼%	
Westchester County (outside New Rochelle S. D. and White Plains S. D., and the cities of Mount Vernon and Yonkers)	WE K5589	.00		.00	2½%	
Westchester County (outside the following; continued on next page)	WE K5588		.00		1 <sup>7</sup> / <sub>8</sub> %	
New Rochelle S. D.	NE K6890	.00		.00	7%	
New Rochelle S. D.	NE K6889		.00		5¼%	
White Plains S. D.	WH K6543	.00		.00	6½%	
White Plains S. D.	WH K6542		.00		4 <sup>7</sup> / <sub>8</sub> %	

**SECTION 1**

March 1, 2001, through August 31, 2001

Report sales to a QEZE of **nonresidential** gas (including propane in containers of 100 pounds or more), electricity, refrigeration, and steam.

Column A Taxing jurisdiction (S.D. = School District; jurisdictions are listed in county order)	Column B Jurisdiction code	Column C Taxable sales and services (do not include transportation and delivery charges for nonresidential gas and electricity unless provided by same entity; see instructions on page 11)	Column D Transportation and delivery charges for nonresidential gas and electricity	Column E Purchases subject to tax (see instructions on page 11)	Column F Tax rate	Column G Sales tax (see instructions on page 11) $(C + E) \times F$ or $D \times F$
Mount Vernon (city)	MO K5524	.00		.00	4%	
Mount Vernon (city)	MO K5527		.00		3%	
Yonkers (city)	YO K6564	.00		.00	4%	
Yonkers (city)	YO K6563		.00		3%	
Wyoming County	WY K5605	.00		.00	4%	
Wyoming County	WY K5603		.00		3%	
Yates County	YA K5702	.00		.00	3%	
Yates County	YA K5703		.00		2¼%	
New York City	NE K8006	.00		.00	4%	
New York City	NE K8005		.00		3%	
<b>Column totals:</b>		.00	.00	.00		

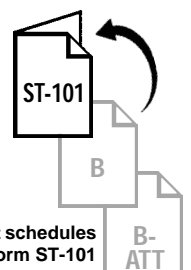
**Column totals  
C + D**

Include this ▲  
column total on  
page 12,  
Section 3, in box 4.

Include this ▲  
column total on  
page 12,  
Section 3, in box 7.

.00

Include this ▲  
column total on page 12,  
Section 3, in box 1.



Insert schedules  
inside Form ST-101

**Complete Section 2 for the tax period September 1, 2001, through February 28, 2002. Enter column totals from Sections 1 and 2 in Section 3, Annual Schedule B-ATT Summary, page 12.**

Take credits that can be identified by jurisdiction on the appropriate line (see instructions on page 11).

<b>SECTION 2</b>		Report sales to a QEZE of <b>nonresidential</b> gas (including propane in containers of 100 pounds or more), electricity, refrigeration, and steam.					
September 1, 2001, through February 28, 2002		Column B	Column C	Column D	Column E	Column F	Column G
Column A	Column B	Column C	Column D	Column E	Column F	Column G	Column G
Taxing jurisdiction (S.D. = School District; jurisdictions are listed in county order)	Jurisdiction code	Taxable sales and services (do not include transportation and delivery charges for nonresidential gas and electricity unless provided by same entity; see instructions on page 11)	Transportation and delivery charges for nonresidential gas and electricity	Purchases subject to tax (see instructions on page 11)	Tax rate	Sales tax (see instructions on page 11) (C + E) × F or D × F	
Albany County (outside Albany S. D., Cohoes S. D., and Watervliet S. D.)	AL K0179	.00		.00	4%		
Albany County (outside the following)	AL K0115			.00	2%		
Albany S. D.	AL K0165	.00		.00	7%		
Albany S. D.	AL K0159			.00	3½%		
Cohoes S. D.	CO K0124	.00		.00	7%		
Cohoes S. D.	CO K0145			.00	3½%		
Watervliet S. D.	WA K0139	.00		.00	7%		
Watervliet S. D.	WA K0136			.00	3½%		
Broome County	BR K0313	.00		.00	4%		
Broome County	BR K0318			.00	2%		
Cattaraugus County (outside the cities of Olean and Salamanca)	CA K0499	.00		.00	4%		
Cattaraugus County (outside the following)	CA K0488			.00	2%		
Olean (city)	OL K0419	.00		.00	4%		
Olean (city)	OL K0408			.00	2%		
Salamanca (city)	SA K0429	.00		.00	4%		
Salamanca (city)	SA K0432			.00	2%		
Chautauqua County	CH K0602	.00		.00	3%		
Chautauqua County	CH K0609			.00	1½%		
Chemung County	CH K0793	.00		.00	3%		
Chemung County	CH K0704			.00	1½%		
Chenango County (outside the city of Norwich)	CH K0805	.00		.00	3%		
Chenango County (outside the following)	CH K0809			.00	1½%		
Norwich (city)	NO K0844	.00		.00	3%		
Norwich (city)	NO K0813			.00	1½%		
Clinton County	CL K0993	.00		.00	3%		
Clinton County	CL K0998			.00	1½%		
Columbia County (outside Hudson S.D.)	CO K1003	.00		.00	4%		
Columbia County (outside the following)	CO K1020			.00	2%		
Hudson S. D.	HU K1013	.00		.00	7%		
Hudson S. D.	HU K1016			.00	3½%		
Cortland County	CO K1122	.00		.00	4%		
Cortland County	CO K1125			.00	2%		
Delaware County	DE K1202	.00		.00	2%		
Delaware County	DE K1204			.00	1%		
Dutchess County	DU K1310	.00		.00	3%		
Dutchess County	DU K1314			.00	1½%		
Lackawanna S. D.	LA K1429	.00		.00	3%		
Lackawanna S. D.	LA K1433			.00	1½%		

**SECTION 2**

September 1, 2001, through February 28, 2002

Report sales to a QEZE of **nonresidential gas** (including propane in containers of 100 pounds or more), electricity, refrigeration, and steam.

Column A Taxing jurisdiction (S.D. = School District; jurisdictions are listed in county order)	Column B Jurisdiction code	Column C Taxable sales and services (do not include transportation and delivery charges for nonresidential gas and electricity unless provided by same entity; see instructions on page 11)	Column D Transportation and delivery charges for nonresidential gas and electricity	Column E Purchases subject to tax (see instructions on page 11)	Column F Tax rate	Column G Sales tax (see instructions on page 11) (C + E) × F or D × F
Essex County	ES K1502	.00		.00	3%	
Essex County	ES K1506		.00		1½%	
Franklin County	FR K1602	.00		.00	3%	
Franklin County	FR K1609		.00		1½%	
Fulton County (outside Gloversville S. D. and Johnstown S. D.)	FU K1706	.00		.00	3%	
Fulton County (outside the following)	FU K1750		.00		1½%	
Gloversville S. D. (outside city)	GL K1716	.00		.00	6%	
Gloversville S. D. (outside city)	GL K1737		.00		3%	
Gloversville S. D. (inside city)	GL K1703	.00		.00	6%	
Gloversville S. D. (inside city)	GL K1738		.00		3%	
Johnstown S. D. (outside city/in Fulton County)	JO K1725	.00		.00	6%	
Johnstown S. D. (outside city/in Fulton County)	JO K1739		.00		3%	
Johnstown S. D. (inside city/in Fulton County)	JO K1705	.00		.00	6%	
Johnstown S. D. (inside city/in Fulton County)	JO K1740		.00		3%	
Genesee County (outside Batavia S. D.)	GE K1895	.00		.00	4%	
Genesee County (outside the following)	GE K1806		.00		2%	
Batavia S. D.	BA K1855	.00		.00	7%	
Batavia S. D.	BA K1815		.00		3½%	
Greene County	GR K1903	.00		.00	4%	
Greene County	GR K1906		.00		2%	
Hamilton County	HA K2002	.00		.00	3%	
Hamilton County	HA K2006		.00		1½%	
Jefferson County (outside Watertown S. D.)	JE K2202	.00		.00	3%	
Jefferson County (outside the following)	JE K2209		.00		1½%	
Watertown S. D.	WA K2212	.00		.00	6%	
Watertown S. D.	WA K2273		.00		3%	
Lewis County	LE K2303	.00		.00	3%	
Lewis County	LE K2309		.00		1½%	
Livingston County	LI K2402	.00		.00	3%	
Livingston County	LI K2406		.00		1½%	
Madison County (outside the city of Oneida)	MA K2582	.00		.00	3%	
Madison County (outside the following)	MA K2584		.00		1½%	
Oneida (city)	ON K2526	.00		.00	3%	
Oneida (city)	ON K2586		.00		1½%	
Monroe County	MO K2605	.00		.00	4%	
Monroe County	MO K2610		.00		2%	
Montgomery County (outside Johnstown S. D.)	MO K2793	.00		.00	3%	
Montgomery County (outside the following)	MO K2789		.00		1½%	
Johnstown S. D.	JO K2724	.00		.00	6%	
Johnstown S. D.	JO K2704		.00		3%	
Nassau County (outside Glen Cove S. D. and Long Beach S. D.)	NA K8248	.00		.00	4¼%	
Nassau County (outside the following)	NA K8239		.00		2⅛%	
Glen Cove S. D.	GL K8257	.00		.00	7¼%	
Glen Cove S. D.	GL K8259		.00		3⅝%	
Long Beach S. D.	LO K8237	.00		.00	7¼%	
Long Beach S. D.	LO K8266		.00		3⅝%	
Niagara Falls S. D.	NI K2924	.00		.00	6%	
Niagara Falls S. D.	NI K2957		.00		3%	

**SECTION 2**

September 1, 2001, through February 28, 2002

Report sales to a QEZE of **nonresidential gas** (including propane in containers of 100 pounds or more), electricity, refrigeration, and steam.

Column A Taxing jurisdiction (S.D. = School District; jurisdictions are listed in county order)	Column B Jurisdiction code	Column C Taxable sales and services (do not include transportation and delivery charges for nonresidential gas and electricity unless provided by same entity; see instructions on page 11)	Column D Transportation and delivery charges for nonresidential gas and electricity	Column E Purchases subject to tax (see instructions on page 11)	Column F Tax rate	Column G Sales tax (see instructions on page 11) (C + E) × F or D × F
Lockport (city)	LO K2930	.00		.00	3%	
Lockport (city)	LO K2962		.00		1½%	
Oneida County (outside Utica S. D. and the cities of Rome and Sherrill)	ON K3003	.00		.00	4%	
Oneida County (outside the following)	ON K3006		.00		2%	
Utica S. D.	UT K3049	.00		.00	7%	
Utica S. D.	UT K3063		.00		3½%	
Rome (city)	RO K3029	.00		.00	4%	
Rome (city)	RO K3030		.00		2%	
Sherrill (city)	SH K3045	.00		.00	4%	
Sherrill (city)	SH K3073		.00		2%	
Onondaga County	ON K3102	.00		.00	3%	
Onondaga County	ON K3106		.00		1½%	
Ontario County (outside the cities of Canandaigua and Geneva)	ON K3272	.00		.00	3%	
Ontario County (outside the following)	ON K3292		.00		1½%	
Canandaigua (city)	CA K3232	.00		.00	3%	
Canandaigua (city)	CA K3209		.00		1½%	
Geneva (city)	GE K3242	.00		.00	3%	
Geneva (city)	GE K3225		.00		1½%	
Orange County (outside Middletown S. D. and the cities of Newburgh and Port Jervis)	OR K3383	.00		.00	3%	
Orange County (outside the following)	OR K3384		.00		1½%	
Middletown S. D.	MI K3334	.00		.00	6%	
Middletown S. D.	MI K3372		.00		3%	
Newburgh (city)	NE K3337	.00		.00	3%	
Newburgh (city)	NE K3379		.00		1½%	
Port Jervis (city)	PO K3366	.00		.00	3%	
Port Jervis (city)	PO K3375		.00		1½%	
Orleans County	OR K3473	.00		.00	4%	
Orleans County	OR K3406		.00		2%	
Oswego County (outside the cities of Fulton and Oswego)	OS K3598	.00		.00	3%	
Oswego County (outside the following)	OS K3525		.00		1½%	
Fulton (city)	FU K3532	.00		.00	3%	
Fulton (city)	FU K3515		.00		1½%	
Oswego (city)	OS K3542	.00		.00	3%	
Oswego (city)	OS K3526		.00		1½%	
Otsego County	OT K3603	.00		.00	3%	
Otsego County	OT K3609		.00		1½%	
Putnam County	PU K3716	.00		.00	3%	
Putnam County	PU K3723		.00		1½%	
Rensselaer County	RE K3875	.00		.00	4%	
Rensselaer County	RE K3879		.00		2%	
Rockland County	RO K3910	.00		.00	3%	
Rockland County	RO K3913		.00		1½%	
St. Lawrence County (outside Ogdensburg S. D.)	ST K4087	.00		.00	3%	
St. Lawrence County (outside the following)	ST K4069		.00		1½%	
Ogdensburg S. D.	OG K4079	.00		.00	6%	
Ogdensburg S. D.	OG K4074		.00		3%	



**SECTION 2**

September 1, 2001, through February 28, 2002

Report sales to a QEZE of **nonresidential gas** (including propane in containers of 100 pounds or more), electricity, refrigeration, and steam.

Column A Taxing jurisdiction (S.D. = School District; jurisdictions are listed in county order)	Column B Jurisdiction code	Column C Taxable sales and services (do not include transportation and delivery charges for nonresidential gas and electricity unless provided by same entity; see instructions on page 11)	Column D Transportation and delivery charges for nonresidential gas and electricity	Column E Purchases subject to tax (see instructions on page 11)	Column F Tax rate	Column G Sales tax (see instructions on page 11) (C + E) × F or D × F
Saratoga County	SA K4103	.00		.00	3%	
Saratoga County	SA K4106		.00		1½%	
Schenectady County (outside Schenectady S. D.)	SC K4233	.00		.00	3½%	
Schenectady County (outside the following)	SC K4243		.00		1¾%	
Schenectady S. D.	SC K4207	.00		.00	6½%	
Schenectady S. D.	SC K4244		.00		3¼%	
Schoharie County	SC K4303	.00		.00	3%	
Schoharie County	SC K4307		.00		1½%	
Schuyler County	SC K4403	.00		.00	4%	
Schuyler County	SC K4409		.00		2%	
Seneca County	SE K4512	.00		.00	3%	
Seneca County	SE K4514		.00		1½%	
Steuben County (outside Hornell S. D. and the city of Corning)	ST K4688	.00		.00	4%	
Steuben County (outside the following)	ST K4679		.00		2%	
Hornell S. D. (outside city)	HO K4643	.00		.00	6½%	
Hornell S. D. (outside city)	HO K4657		.00		3¼%	
Hornell S. D. (inside city)	HO K4642	.00		.00	6½%	
Hornell S. D. (inside city)	HO K4658		.00		3¼%	
Corning (city)	CO K4616	.00		.00	4%	
Corning (city)	CO K4609		.00		2%	
Suffolk County	SU K4768	.00		.00	4¼%	
Suffolk County	SU K4724		.00		2¼%	
Sullivan County	SU K4812	.00		.00	3%	
Sullivan County	SU K4816		.00		1½%	
Tioga County	TI K4903	.00		.00	3½%	
Tioga County	TI K4910		.00		1¾%	
Tompkins County (outside the city of Ithaca)	TO K5096	.00		.00	4%	
Tompkins County (outside the following)	TO K5089		.00		2%	
Ithaca (city)	IT K5013	.00		.00	4%	
Ithaca (city)	IT K5080		.00		2%	
Ulster County	UL K5113	.00		.00	3¾%	
Ulster County	UL K5119		.00		17/8%	
Warren County (outside the city of Glens Falls)	WA K5292	.00		.00	3%	
Warren County (outside the following)	WA K5299		.00		1½%	
Glens Falls (city)	GL K5212	.00		.00	3%	
Glens Falls (city)	GL K5216		.00		1½%	
Washington County	WA K5302	.00		.00	3%	
Washington County	WA K5309		.00		1½%	
Wayne County	WA K5402	.00		.00	3%	
Wayne County	WA K5409		.00		1½%	
Westchester County (outside New Rochelle S. D. and White Plains S. D., and the cities of Mount Vernon and Yonkers)	WE K5589	.00		.00	2½%	
Westchester County (outside the following; continued on next page)	WE K5586		.00		1¼%	
New Rochelle S. D.	NE K6890	.00		.00	7%	
New Rochelle S. D.	NE K6888		.00		3½%	
White Plains S. D.	WH K6543	.00		.00	6½%	
White Plains S. D.	WH K6537		.00		3¼%	

**SECTION 2**

September 1, 2001, through February 28, 2002

Report sales to a QEZE of **nonresidential** gas (including propane in containers of 100 pounds or more), electricity, refrigeration, and steam.

Column A Taxing jurisdiction (S.D. = School District; jurisdictions are listed in county order)	Column B Jurisdiction code	Column C Taxable sales and services (do not include transportation and delivery charges for nonresidential gas and electricity unless provided by same entity; see instructions on page 11)	Column D Transportation and delivery charges for nonresidential gas and electricity	Column E Purchases subject to tax (see instructions on page 11)	Column F Tax rate	Column G Sales tax (see instructions on page 11) (C + E) × F or D × F
Mount Vernon (city)	MO K5524	.00		.00	4%	
Mount Vernon (city)	MO K5583		.00		2%	
Yonkers (city)	YO K6564	.00		.00	4%	
Yonkers (city)	YO K6534		.00		2%	
Wyoming County	WY K5605	.00		.00	4%	
Wyoming County	WY K5604		.00		2%	
Yates County	YA K5702	.00		.00	3%	
Yates County	YA K5706		.00		1½%	
New York City	NE K8006	.00		.00	4%	
New York City	NE K8013		.00		2%	
<b>Column totals:</b>		.00	.00	.00		

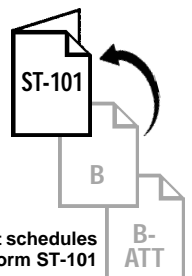
Column totals  
C + D

Include this ▲  
column total on  
page 12,  
Section 3, in box 5.

Include this ▲  
column total on  
page 12,  
Section 3, in box 8.

.00

Include this ▲  
column total on page 12,  
Section 3, in box 2.



Insert schedules  
inside Form ST-101

# Annual Schedule B-ATT Instructions

Section 1 (March 1, 2001, through August 31, 2001) and

Section 2 (September 1, 2001, through February 28, 2002)

Consumer's Utility and Fuel Taxes for Nonresidential Gas, Electricity, Refrigeration, and Steam Sold to a Qualified Empire Zone Enterprise (QEZE)

## Who must file

Complete and file Form ST-101.3-ATT, *Annual Schedule B-ATT*, and Form ST-101.3, *Annual Schedule B*, with Form ST-101, *New York State and Local Annual Sales and Use Tax Return*, if you:

- Provide nonresidential gas (including propane in containers of 100 pounds or more), electricity, refrigeration, and steam that are eligible for exemption from New York State sales and use tax to a Qualified Empire Zone Enterprise (QEZE). A QEZE must use Form ST-121.6, *Qualified Empire Zone Enterprise (QEZE) Exempt Purchase Certificate*, to make eligible purchases exempt from the 4% New York State sales and use tax and the  $\frac{1}{4}$ % tax imposed within the Metropolitan Commuter Transportation District (MCTD).
- Are a QEZE, purchased the above services without payment of tax, and are subject to a local tax listed on this schedule.

**Note:** If you must file Form ST-101.3-ATT, you must also complete Form ST-101.3 and Form ST-101. Report in Step 3 of Form ST-101 any taxable sales and purchases you are not reporting on this or any other schedule.

Local taxing jurisdictions in New York State may enact an exemption from their local tax for sales of these services to a QEZE. This enactment may be made only once a year to cover the annual period March 1 through February 28/29. If a local jurisdiction does not enact the QEZE exemptions, tax will be charged at the local rate only and reported on this schedule. If a local jurisdiction enacts the QEZE exemptions, sales to QEZEs will be fully exempt from sales and use tax and will not be reported on this schedule. Fully exempt sales are reported only on Form ST-101, page 1, box 1, as part of your *Gross Sales and Services*. See Publication 718-Q, *Local Sales and Use Tax Rates on Sales to a Qualified Empire Zone Enterprise (QEZE)*, for a listing of the local jurisdictions that enacted the QEZE exemptions.

## Specific instructions

**Identification number and name** — Print the sales tax identification number and legal name as shown on Form ST-101 or your business's *Certificate of Authority* for sales and use tax. Please be sure to print the sales tax identification number at the top of each page in the space provided.

**Credits** — Reduce the amount of taxable sales and services to be entered on a jurisdiction line by the amount of any credits related to that jurisdiction. If the result is a negative number, enter it in parentheses.

Enter in Column C your taxable sales of nonresidential gas (including propane in containers of 100 pounds or more), electricity, refrigeration, and steam to qualifying exempt customers located in the taxing jurisdictions listed. Report in

Column D the taxable transportation and delivery charge for nonresidential gas and electricity to qualifying exempt customers, unless provided by the same entity. (If provided by the same entity, add to Column C.)


If you are a QEZE subject to local tax, report in Column E your purchases of the services listed above that were made without payment of tax.

For each jurisdiction, multiply the total of Column C and Column E or the amount in Column D by the tax rate in Column F, and enter the resulting tax in Column G. After entering information for all jurisdictions required, separately total Columns C, D, E, and G. Add the Column C total and the Column D total, and include the resulting figure in Section 3, page 12, box 1 for sales from March 1 through August 31, 2001, and box 2 for sales from September 1, 2001, through February 28, 2002. Include the Column E total in Section 3, page 12, box 4 for purchases from March 1 through August 31, 2001, and box 5 for purchases from September 1, 2001, through February 28, 2002. Include the Column G total in Section 3, page 12, box 7 for sales and use tax from March 1 through August 31, 2001, and box 8 for sales and use tax from September 1, 2001, through February 28, 2002.

## Filing this schedule

File a completed Form ST-101.3-ATT with Form ST-101.3 and any other attachments with Form ST-101 by the due date. Please be sure to keep a copy of your completed return for your records.

## Need help?

 **Telephone assistance** is available from 8:30 a.m. to 4:25 p.m. (eastern time), Monday through Friday.

Business Tax information: 1 800 972-1233

Forms and publications: 1 800 462-8100


From outside the U.S. and outside Canada: (518) 485-6800


Fax-on-demand forms: 1 800 748-3676

Hearing and speech impaired (telecommunications device for the deaf (TDD) callers only): 1 800 634-2110 (8:30 a.m. to 4:25 p.m., eastern time)



**Internet access:** [www.tax.state.ny.us](http://www.tax.state.ny.us)

 **Persons with disabilities:** In compliance with the Americans with Disabilities Act, we will ensure that our lobbies, offices, meeting rooms, and other facilities are accessible to persons with disabilities. If you have questions about special accommodations for persons with disabilities, please call 1 800 225-5829.

 **If you need to write,** address your letter to: NYS Tax Department, Taxpayer Assistance Bureau, W A Harriman Campus, Albany NY 12227.

## Privacy notification

See Form ST-101-I, *Instructions for Form ST-101*, page 4.

### SECTION 3 Annual Schedule B — ATT Summary

Summary of taxable sales and services - Vendor collection credit adjustment		
Section 1 Columns C and D	+ Section 2 Columns C and D	= Vendor collection credit adjustment
1	2	3
.00	.00	.00

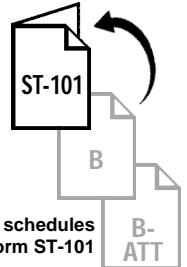
Include this amount on Form ST-101, page 2, Column C, in box 3 and on Form ST-101, page 4, Step 7A. ▲

Summary of taxable purchases		
Section 1 Column E	+ Section 2 Column E	= Total taxable purchases
4	5	6
.00	.00	.00

Include this amount on Form ST-101, page 2, Column D, in box 4. ▲

Summary of total sales and use tax		
Section 1 Column G	+ Section 2 Column G	= Total sales and use tax
7	8	9

Include this amount on Form ST-101, page 2, Column F, in box 5. ▲



Insert schedules inside Form ST-101

## Summary

Enter the column totals from Sections 1 and 2, if any, in the appropriate boxes.

Add boxes 1 and 2 and enter the total amount in box 3, *Vendor collection credit adjustment*. Enter this amount on Form ST-101, page 4, Step 7A, on the first Schedule B-ATT line. **The sales from Sections 1 and 2 are not eligible for the credit** since they are subject

only to local sales tax; you must subtract them, on Form ST-101, from the total sales amount reported.

Add boxes 4 and 5, and enter the total in box 6, *Total taxable purchases*. Include this amount on Form ST-101, page 2, Column C, in box 4.

Add boxes 7 and 8 and enter the total in box 9, *Total sales and use tax*. Include this amount on Form ST-101, page 2, Column F, in box 5.