



Department of Taxation and Finance

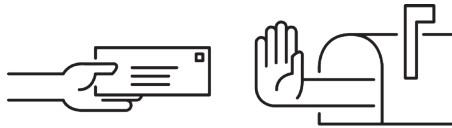


Instructions for Form IT-203 Nonresident and Part-Year Resident Income Tax Return

New York State • New York City • Yonkers • MCTMT

(including instructions for Forms IT-195, IT-203-ATT, and IT-203-B)

Up-to-date information affecting your tax return – Visit our website for tax law changes or form corrections that occurred after the forms and instructions were finalized (see *Need help?*)



Before you prepare a paper return, consider filing electronically

- Electronic preparation and filing is fast, easy, and secure.
- Electronic filers get their refunds up to twice as fast as paper filers.
- The user-friendly software ensures you file all the right forms and don't miss out on valuable credits.

Visit www.tax.ny.gov to file and learn more.

If you do file a paper return, you may need these additional forms, as well as credit claim forms.

Use Form:	to:
IT-2	report wages and NYS, NYC, or Yonkers tax withheld (do not submit Form W-2).
IT-195	allocate all or a portion of your personal income tax refund to a NYS 529 account.
IT-196	claim the New York itemized deduction.
IT-201-V	make a payment by check or money order with your return.
IT-203-B	allocate nonresident and part-year resident income and use the college tuition itemized deduction worksheet.
IT-1099-R	report NYS, NYC, or Yonkers tax withheld from annuities, pensions, retirement pay, or IRA payments (do not submit Form 1099-R).
IT-203-ATT	report other NYS or NYC taxes or to claim credits other than those reported on Form IT-203.
IT-225	report NY addition and subtraction modifications not reported directly on Form IT-203.
IT-227	make voluntary contributions.
IT-558	report addition and subtraction adjustments to federal amounts due to decoupling from the IRC.

Reminder: To claim a tax credit (with the exception of the household credit and the part-year NYC school tax credit) you **must** complete and submit the appropriate credit form.

Table of contents

▼ Go to topic	Print ▼		▼ Go to topic	Print ▼
What's new for 2021?	3		MCTMT – line 52b	30
1099-G information	4		line 52c	30
How are nonresident and part-year residents taxed?	5		Yonkers taxes – lines 53 and 54	30-31
Who must file?	5		Sales or use tax – line 56	31
Filing information for same-sex married couples.....	6		Voluntary contributions – line 57	32
Credits for individuals	7		Part-year New York City school tax credit – line 60	32
Credits for businesses	8		Other refundable credits – line 61	33
Other forms you may have to file	10		New York State, New York City, and Yonkers tax withheld – lines 62, 63, and 64	33
School districts and code numbers	12		Check your withholding for 2022	33
Filing status and items B through I	13		Estimated tax payments – line 65	33
Part-year resident income allocation worksheet ...	16		Calculate your refund or the amount you owe	34
Line instructions for Form IT-203 lines 1 through 19	18		Refund options	34
New York additions and subtractions	24		Payment options	35
Standard or itemized deduction and dependent exemptions – lines 33 and 35	27		Account information – line 73	36
New York State tax – line 38	28		Finish your return	38
New York State household credit – line 39	28		Instructions for Form IT-195	40
New York State child and dependent care credit – line 41	29		Instructions for Form IT-203-ATT	40
New York State earned income credit – line 43	29		Instructions for Form IT-203-B	41
Income percentage – line 45	29		Additional information	45
Other New York State nonrefundable credits – line 47	29		New York State Tax Table	49
Net other New York State taxes – line 49	29		New York State tax rate schedule	57
Part-year New York City resident tax – line 51	29		Tax computation – New York AGI of more than \$107,650	58
Part-year resident nonrefundable New York City child and dependent care credit – line 52	29		Index	inside back cover
			When to file/Important dates	back cover
			Need help?	back cover
			Where to file	back cover

What's **NEW** for 2021?

For a detailed list of what's new, including a summary of tax law changes, visit our website at www.tax.ny.gov (search: 2021).

E-file information

E-file your return



Using software?

You must e-file if your software allows you to e-file your return, or if you are a tax preparer who is subject to the e-file mandate. E-file is easy, safe, and allows you to get your refund faster. Most New York taxpayers e-file.

payment when you e-file your return or make a return payment after you file your return using our Online Services. You may also pay with a credit card.

For more information, visit our website at www.tax.ny.gov.

Make a payment

Pay a balance due by authorizing the Tax Department to withdraw the payment from your bank account. Authorize the

What is identity theft?

Identity theft is the unauthorized use of personal information such as:

- Social Security number
- credit card number

Identity thieves can file forged tax returns to collect fraudulent refunds.


Victims may not be aware their identities have been stolen.

Protect yourself from identity theft

Help us help you protect your identity by only writing the last four digits of your Social Security number on any check or money order you send to the Tax Department. To allow us to properly process your return and payment vouchers, you must still include your complete Social Security number on those forms.

For more information, or if you think you have been a victim of identity theft that is affecting your tax records, see our website.

File a valid return

 Forms that have a year under the New York State map can only be used for that tax year.

Important reminder to file a complete return

You must complete all required schedules and forms that make up your return, and include all pages of those forms and schedules when you file. Submit **only** those forms and schedules that apply to your return, and be sure that you have made all required entries. Returns that are missing required pages or that have pages with missing entries are considered incomplete and cannot be processed, and may subject taxpayers to penalty and interest.

Entering whole dollar amounts

When entering amounts on your return, including on any credit forms, schedules, or other forms submitted with your New York return, enter **whole dollar amounts only** (zeros have been preprinted).

Use the following rounding rules when entering your amounts; drop amounts below 50 cents and increase amounts from 50 to 99 cents to the next dollar. For example, \$1.39 becomes \$1 and \$2.50 becomes \$3.

Common words and phrases

To save space and enhance clarity, these instructions may use common abbreviations, including:

EIC =	earned income credit
federal AGI =	federal adjusted gross income
IRC =	Internal Revenue Code
IRS =	Internal Revenue Service
MCTMT =	Metropolitan Commuter Transportation Mobility Tax
New York AGI =	New York adjusted gross income
NYS =	New York State
NYC =	New York City

Online Services

New York State Tax Department Online Services

Create an Online Services account and log in to:

- make payments
- view your filing and payment history
- sign up for electronic communications about refunds, bills, and notices
- respond to bills and notices

Access is available 24 hours a day, 7 days a week.

www.tax.ny.gov

How do I fill in the forms?

Follow these guidelines.

Use black ink only (no red or other color ink or pencils) to print or type all entries.

If you show a loss, place a minus sign **immediately to the left** of the loss amount. Do not use [] brackets or parentheses.

Mark an **X** to fill in boxes as appropriate. Do not use a check mark. Keep your Xs and numerals inside the boxes.

Do not write in dollar signs or commas when making entries.

Special symbols

Keep an eye out for the following icons or symbols. They will alert you to important new information and to areas where particular caution should be used.



New information



Caution

1099-G information

Need to know the amount of your 2020 New York State Tax refund?

We do not mail Form 1099-G, *Statement for Recipients of State Income Tax Refunds*. If you need this information to complete your federal return:

- check your paperwork
- go to Online Services at www.tax.ny.gov
- call 518-457-5181

What you can find on our website

- The most up-to-date information
- Free e-file options
- Forms and instructions
- Publications and other guidance
- Online services and account information
- How to change your address
- Free tax return assistance information
- How to resolve an issue
- Taxpayer rights information
- Subscription service sign-up

Visit our site to see other services and information.

How to get New York City forms

If you need to get NYC tax forms and instructions or information about NYC business taxes, contact the NYC Department of Finance:

Online - nyc.gov/finance

Send a message - nyc.gov/contactdof

By phone - From any of the five boroughs in New York City, call 311. From outside New York City, call **212-639-9675**.

How are nonresidents and part-year residents taxed?

If you were a nonresident of New York State, you are subject to New York State tax on income derived from New York State sources. If you were a resident of New York State for only part of the tax year, you are subject to New York State tax on all income you received while you were a resident of the state and on income you received from New York State sources while you

were a nonresident. To compute the amount of tax due, use Form IT-203, *Nonresident and Part-Year Resident Income Tax Return*. You will compute a base tax as if you were a full-year resident, then determine the percentage of your income that is subject to New York State tax and the amount of tax apportioned to New York State.

Who must file?

New York State nonresidents and part-year residents

You must file Form IT-203 if you meet any of the following conditions:

- You have income from a New York source (see below and page 6) and your New York AGI (*Federal amount* column) is more than your New York State standard deduction. Complete Form IT-203, lines 1 through 31 and compare the line 31 *Federal amount* to your standard deduction from the table on page 27 of these instructions.
- You want to claim a refund of any New York State, New York City, or Yonkers income taxes withheld from your pay.
- You want to claim any of the New York State, New York City, or Yonkers refundable or carryover credits listed in the charts beginning on page 7.
- You were a part-year resident and you are subject to a separate tax on any lump-sum distributions for your resident period derived from or connected with New York sources (Form IT-230, *Separate Tax on Lump-Sum Distributions*). See *Other forms you may have to file* on page 11.
- You incurred a net operating loss (NOL) for New York State personal income tax purposes for the tax year, without incurring a similar NOL for federal income tax purposes. See *New York State net operating loss* beginning on page 47 for more information.

Nonresidents – New York source income

For nonresidents *New York source income* is the sum (with adjustments for special accruals as defined on page 46) of income, gain, loss, and deduction from:

- real or tangible personal property located in New York State (including certain gains or losses from the sale or exchange of an interest in an entity that owns real property in New York State or owns shares of stock in a cooperative housing corporation where the cooperative units relating to the shares are located in New York);
- services performed in New York State;
- a business, trade, profession, or occupation carried on in New York State whether or not as an employee (see TSB-M-10(9)), *Income Received by a Nonresident Related to a Business, Trade, Profession, or Occupation Previously Carried on Within New York State*); **and**
- a New York S corporation in which you are a shareholder (including installment income from an IRC 453 transaction).

New York source income also includes:

- your distributive share of New York State partnership income or gain;
- your share of New York State estate or trust income or gain;

- lottery winnings won in the New York State lottery, if the prize was won on or after October 1, 2000, and the total proceeds of the prize are more than \$5,000;
- gambling winnings in excess of \$5,000 from wagering transactions within New York State;
- any gain from the sale, transfer, or other disposition of shares of stock in a cooperative housing corporation in connection with the grant or transfer of a proprietary leasehold, when the real property comprising the units of such cooperative housing corporation is located in New York State;
- any income you received related to a business, trade, profession, or occupation previously carried on in this state, whether or not as an employee, including but not limited to, covenants not to compete and termination agreements (for additional information, see Form IT-203-F, *Multi-Year Allocation Form*, and its instructions);
- in the case of a shareholder in an S corporation that has made the election to be a New York S corporation, and the S corporation has distributed an installment obligation under IRC section 453(h)(1)(A) to the shareholders, any gain recognized on the receipt of payments from an installment obligation for federal income tax purposes;
- in the case of a shareholder in an S corporation that has made the election to be a New York S corporation, and the S corporation has made an election under IRC section 338(h)(10), any gain recognized on the deemed asset sale for federal income tax purposes;
- in the case of a shareholder in an S corporation that has made the election to be a New York S corporation, and that S corporation terminates its taxable status in New York, any income or gain recognized on the receipt of payments from an installment sale contract entered into when the S corporation was subject to tax in New York; and
- any gain recognized by you for federal income tax purposes from the sale or transfer of a partnership interest, where the sale or transfer:
 - is subject to the provisions of Internal Revenue Code (IRC) section 1060, and
 - occurred on or after April 10, 2017.

The amount of the gain to be included in New York source income is determined in a manner consistent with the applicable methods and rules for allocation under Article 22 in the year that the assets were sold or transferred (for additional information, see TSB-M-18(2)), *Nonresident Partner's Treatment of Gain or Loss on Certain Sales or Transfers of a Partnership or Membership Interest*).

New York source income **does not include** the following income even if it was included in your recomputed federal AGI:

- certain pensions that are exempt from New York State taxation by reason of U.S. Code, Title 4, section 114 (see line 10 instructions on page 20), and annuities and pensions that meet the New York State definition of an annuity, unless the annuity

- is employed in or used as an asset of a business, trade, profession, or occupation carried on in New York State;
- interest, dividends, or other income from intangible personal property, or gains from the sale or exchange of intangible personal property, unless the intangible personal property is employed in a business, trade, profession, or occupation in New York State;
 - compensation you received for active service in the United States military (see *Members of the armed forces* on page 47);
 - your income earned in New York State as a military spouse if (1) you are a nonresident of New York State, and (2) you are in New York State solely to be with your spouse who is a member of the armed services present in New York State in compliance with military orders (for more information, see TSB-M-10(1), *Military Spouses Residency Relief Act* and TSB-M-19(3), *Veterans Benefits and Transition Act of 2018*);
 - your income as a shareholder of a corporation that is a New York C corporation;
 - compensation you received from an interstate rail carrier, interstate motor carrier, or an interstate motor private carrier for regularly assigned duties performed in more than one state;
 - compensation you received from an interstate air carrier if 50% or less of that compensation is earned in New York State;
 - compensation paid to you if (1) you are engaged on a vessel to perform assigned duties in more than one state as a pilot licensed under U.S. Code, Title 46, section 7101, or (2) you perform regularly assigned duties while engaged as a master, officer, or crewman on a vessel operating on the navigable waters of more than one state.

Part-year residents – New York source income

For part-year residents *New York source income* is the sum of the following with adjustments for special accruals as defined on page 46:

- 1) all income reported on your federal return for the period you are a resident of New York State; **and**

- 2) the New York source income for the period you were a nonresident of New York State.

Additional notes to all filers

See *Other forms you may have to file* to make sure your tax return is complete.

See the credit charts on pages 7 through 10 to review credits available for nonresidents and part-year residents.

Does your child have **investment income** over \$2,200? It would be to your advantage to file a New York return for your child to report your child's investment income, since there will be no New York tax on the first \$3,100 of that income. When you file your federal return, report your child's investment income on federal Form 8615 (instead of federal Form 8814). If you file Form 8814, the amount of your child's investment income over \$2,200 that was included in your federal gross income will be reported in the *Federal amount* column of your Form IT-203 on your New York return and taxed at your rate.

Did you file federal Form 1040-SR, *U.S. Tax Return for Seniors*? If you filed federal Form 1040-SR, all references to federal Form 1040 and its related schedules in Form IT-203, its instructions, and any forms submitted with Form IT-203 and their related instructions, should be read as a reference to federal Form 1040-SR.

Joint filing exception for some married taxpayers

If you are married and filing a joint federal income tax return but one spouse is a New York State resident and the other is a nonresident or part-year resident, you are required to file separate New York State returns. The resident must use Form IT-201, *Resident Income Tax Return*. The nonresident or part-year resident, if required to file a New York State return, must use Form IT-203. However, if you both choose to file a joint New York State return, use Form IT-201 and both spouses' income will be taxed as full-year residents of New York State.

Filing information for same-sex married couples

Same-sex married couples have the same state tax benefits and requirements as different-sex married couples filing and paying New York State personal income tax. In addition, as a result of the Supreme Court's decision *United States v. Windsor*, and IRS Revenue Ruling 2013-17, for federal tax purposes the IRS will recognize a marriage between a same-sex couple that is a legal marriage under the laws of the jurisdiction (either domestic or foreign) where the marriage was performed. Therefore, you must determine your filing status using the general married filing status rules (see *Item A* on page 13).

The term *spouse* should be read as gender neutral and includes a person in a marriage with a same-sex spouse. The term *marriage* includes a marriage between same-sex spouses.

Credits for individuals

Key: This credit may be refunded to you, even if you owe no tax.

Credit	See Key above.	You may qualify for this credit if you:	Form
Accumulation distribution		are a beneficiary of a trust who received an accumulation distribution.	page 40*
Accumulation distribution (Part-year New York City)		are a beneficiary of a trust who received an accumulation distribution during the period you were a New York City resident	IT-360.1
Alternative fuels		have unused credit for purchasing a new alternative-fuel vehicle or converting a vehicle to use alternative fuel, or have unused credit for investing in new clean-fuel vehicle refueling property.	IT-253
Alternative fuels and electric vehicle recharging property		placed in service alternative fuel vehicle refueling or electric vehicle recharging property in New York State.	IT-637
Child and dependent care (New York State)		are able to claim the federal child and dependent care credit. Part-year NYS residents: This credit may be refunded to you, even if you owe no tax.	IT-216
Child and dependent care (Part-year New York City)	<input type="checkbox"/>	are qualified to claim the NYS child and dependent care credit.	IT-216
Claim of right (New York State)	<input type="checkbox"/>	had a claim of right credit on your federal return for income that was subject to New York State tax on a prior year's return.	IT-257
Claim of right (New York City)	<input type="checkbox"/>	had a claim of right credit on your federal return for income that was subject to New York City tax on a prior year's return.	IT-257
Claim of right (Yonkers)	<input type="checkbox"/>	had a claim of right credit on your federal return for income that was subject to Yonkers tax on a prior year's return.	IT-257
Claim of right (MCTMT)	<input type="checkbox"/>	had a claim of right credit on your federal return for income that was subject to MCTMT on a prior year's return.	IT-257
Clean heating fuel	<input type="checkbox"/>	purchased bioheating fuel that is used for space heating or hot water production for residential purposes.	IT-241
Conservation easement tax	<input type="checkbox"/>	own land that is subject to a conservation easement held by a public or private conservation agency.	IT-242
Contributions to certain funds		made contributions to the specific funds listed on Form IT-228.	IT-228
Defibrillator		purchased an automated external defibrillator machine.	IT-250
Earned income (New York State)		are allowed an earned income credit (EIC) on your federal income tax return. Part-year NYS residents: This credit may be refunded to you, even if you owe no tax.	IT-215
Earned income (Part-year New York City)	<input type="checkbox"/>	are allowed an EIC on your federal income tax return.	IT-215
Empire State child	<input type="checkbox"/>	have a spouse who qualifies to claim the Empire State child credit on their separately filed New York State resident return.	IT-213
Employer compensation expense program wage		worked for an employer who elected to participate in the Employer Compensation Expense Program, and your wages and compensation for the year exceeded \$40,000.	IT-226
Green building		have unused credit for expenses and purchases for a building meeting certain environmental and energy standards.	DTF-630
Historic homeownership rehabilitation	<input type="checkbox"/>	had qualified rehabilitation expenditures made with respect to a qualified historic home located in New York State.	IT-237
Household (New York State)		cannot be claimed as a dependent on another taxpayer's federal return and your recomputed federal AGI, <i>Federal amount</i> column, is not over \$32,000 (\$28,000 if filing as single).	page 28*
Household (New York City)		cannot be claimed as a dependent on another taxpayer's federal return and your recomputed federal AGI, <i>Federal amount</i> column, is not over \$22,500 (\$12,500 if filing as single).	IT-360.1
Long-term care insurance		paid premiums during the tax year for a long-term care insurance policy.	IT-249
Lump-sum distribution		received a federal lump-sum distribution while a New York State resident that was taxed by a specified jurisdiction outside New York State.	IT-112.1

* See this page in the instructions. There is no form for this credit.

Credits for individuals (continued)

Key: This credit may be refunded to you, even if you owe no tax.
 You may apply for this credit even if you don't have to file a tax return.

Credit	See Key above.	You may qualify for this credit if you:	Form
Nursing home assessment	<input type="checkbox"/>	paid an amount directly relating to the assessment imposed on a residential health care facility located in New York State.	IT-258
Pass-through entity tax (PTET) credit	<input type="checkbox"/>	are a direct partner or shareholder in an electing entity subject to PTET.	IT-653
Residential fuel oil storage tank		have unused credit for replacing or installing a residential fuel oil storage tank.	page 41*
School tax (fixed amount) (Part-year New York City)	<input type="checkbox"/>	are a part-year New York City resident and you cannot be claimed as a dependent on another taxpayer's federal return. You may apply for this credit even if you don't have to file Form IT-203. You do not have to file Form NYC-210 if you are claiming this credit on Form IT-203.	NYC-210
School tax exemption (STAR)	<input type="radio"/> <input type="checkbox"/>	are a New York State homeowner who recently purchased a residence, who is eligible for the STAR property tax exemption, and has elected or is required to claim the credit in lieu of the exemption.	See Note below.
School tax (rate reduction amount) (Part-year New York City)	<input type="checkbox"/>	are a part-year New York City resident with taxable income of \$500,000 or less.	page 32*
Solar energy system equipment		purchased or leased solar energy system equipment and installed it at your principal residence in New York State.	IT-255
Solar and wind energy		have unused credit for purchasing and installing a solar or wind energy system.	page 41*
Taxes paid to another state or jurisdiction		received income during your New York State resident period from outside New York State that was taxed by a jurisdiction outside New York State.	IT-112-R
Taxes paid to Canada		received income during your New York State resident period from Canada that was taxed by a province of Canada.	IT-112-C

* See this page in the instructions. There is no form for this credit.

Note: This was an advance payment made in the fall of 2021. For more information, see our website.

Credits for businesses

Key: This credit may be refunded to you, even if you owe no tax.

Credit	See Key above.	You may qualify for this credit if you or your business:	Form
Alcoholic beverage production	<input type="checkbox"/>	is a registered distributor of alcoholic beverages that produced qualified amounts of beer, cider, wine, or liquor in New York State in the tax year.	IT-636
Alternative fuels		have unused credit for purchasing a new alternative-fuel vehicle or converting a vehicle to use alternative fuel, or have unused credit for investing in new clean-fuel vehicle refueling property.	IT-253
Alternative fuels and electric vehicle recharging property		placed in service alternative fuel vehicle refueling or electric vehicle recharging property in New York State.	IT-637
Brownfield credits	<input type="checkbox"/>	was issued a certificate of completion by the New York State Department of Environmental Conservation (DEC) under the Brownfield Cleanup Program.	IT-611 IT-611.1 IT-611.2 IT-612 IT-613
Clean heating fuel	<input type="checkbox"/>	purchased bioheating fuel that is used for space heating or hot water production for residential purposes.	IT-241
Conservation easement tax	<input type="checkbox"/>	own land that is subject to a conservation easement held by a public or private conservation agency.	IT-242
Defibrillator		purchased an automated external defibrillator machine.	IT-250

Credits for businesses (continued)

Key: This credit may be refunded to you, even if you owe no tax.

Credit	See Key above.	You may qualify for this credit if you or your business:	Form
Economic Transformation and Facility Redevelopment Program tax	<input type="checkbox"/>	was issued a certificate of eligibility by Empire State Development (ESD) admitting you into the Economic Transformation and Facility Redevelopment Program.	IT-633
Empire State apprenticeship tax	<input type="checkbox"/>	employed eligible apprentices which includes disadvantaged youths.	IT-650
Empire State commercial production	<input type="checkbox"/>	had expenses for the production of certain qualified commercials.	IT-246
Empire State film production	<input type="checkbox"/>	had expenses for the production of certain qualified films and television shows.	IT-248
Empire State film post-production	<input type="checkbox"/>	had expenses for the post-production of certain qualified films and television shows.	IT-261
Empire State Jobs Retention Program	<input type="checkbox"/>	was issued a certificate of eligibility by Empire State Development (ESD) under the Jobs Retention Program.	IT-634
Empire State musical and theatrical production	<input type="checkbox"/>	had expenses for the production, promotion, performance, and transportation for live, dramatic, stage shows on national tour.	IT-642
Empire zone (EZ) capital tax		have an unused EZ capital tax credit from a prior year.	IT-602
EZ employment incentive tax		have an unused EZ employment incentive tax credit from a prior year.	IT-603
EZ investment tax		have an unused EZ investment tax credit from a prior year.	IT-603
EZ and zone equivalent area (ZEA) wage tax	<input type="checkbox"/>	has unused credit from a prior year for wages paid to employees within an EZ or ZEA.	IT-601
Employee training incentive program tax	<input type="checkbox"/>	provided skills training or internship programs in advanced technology, life sciences, software development, or clean energy for your employees.	IT-646
Employer-provided childcare	<input type="checkbox"/>	was allowed the federal employer-provided childcare credit under IRC section 45F.	IT-652
Employment incentive	<input type="checkbox"/>	put property in service that qualified for the investment credit.	IT-212-ATT
Employment of persons with disabilities		employed persons with disabilities.	IT-251
Excelsior jobs program tax	<input type="checkbox"/>	was issued a certificate of eligibility by Empire State Development (ESD) under the Excelsior Jobs Program.	IT-607
Farm donations to food pantries	<input type="checkbox"/>	make qualified donations to an eligible food pantry.	IT-649
Farm workforce retention credit	<input type="checkbox"/>	retain your current farm workforce.	IT-647 IT-647-ATT
Farmers' school tax	<input type="checkbox"/>	are in the farming business and paid school taxes on agricultural property in New York State.	IT-217
Financial services industry EZ investment and employment incentive		have an unused credit from prior years.	IT-605
Financial services industry investment and employment incentive		have an unused credit from prior years.	IT-252
Green building		had expenses for a building that meets certain environmental and energy standards.	DTF-630
Hire a veteran		hired and employed a qualified veteran on or after January 1, 2014.	IT-643
Historic barn rehabilitation		paid or incurred rehabilitation expenses to restore a historic barn in New York State.	IT-212-ATT
Investment tax	<input type="checkbox"/>	placed qualified property in service in New York State.	IT-212
Life sciences research and development tax	<input type="checkbox"/>	had qualified research and development expenditures related to the life sciences field.	IT-648
Long-term care insurance		paid premiums during the tax year for a long-term care insurance policy.	IT-249

Credits for businesses (continued)Key: This credit may be refunded to you, even if you owe no tax.

Credit	See Key above.	You may qualify for this credit if you or your business:	Form
Low-income housing		had construction or rehabilitation expenses for eligible rent-restricted housing.	DTF-624
Manufacturer's real property taxes	<input type="checkbox"/>	is a qualified New York manufacturer that paid eligible real property taxes.	IT-641
New York City musical and theatrical production	<input type="checkbox"/>	is a qualified New York City musical and theatrical production company that paid qualified production expenses.	IT-654
New York youth jobs program tax	<input type="checkbox"/>	was issued a certificate of eligibility by New York State Department of Labor under the New York Youth Jobs Program.	IT-635
QETC capital tax		held investments in a qualified emerging technology company (QETC).	DTF-622
QETC employment	<input type="checkbox"/>	is a QETC company that paid wages to full-time employees.	DTF-621
QEZE real property taxes	<input type="checkbox"/>	is a qualified empire zone enterprise (QEZE) that paid eligible real property taxes.	IT-606
QEZE tax reduction	<input type="checkbox"/>	is a QEZE that meets the employment requirements.	IT-604
Recovery tax	<input type="checkbox"/>	employed eligible individuals in recovery from a substance use disorder for part-time and full-time positions in New York State.	IT-651
Rehabilitation of historic properties	<input type="checkbox"/>	had qualified expenses related to the rehabilitation of a certified historic structure located in New York State.	IT-238
Restaurant return-to-work credit	<input type="checkbox"/>	is a restaurant in New York State which is a small business, which experienced economic harm due to COVID, has since increased employment, and has received a certificate of eligibility from the Department of Economic Development.	IT-655
Security officer training tax	<input type="checkbox"/>	employed qualified security officers and received a certificate from the New York State Office of Homeland Security.	IT-631
Special additional mortgage recording tax	<input type="checkbox"/>	paid the special additional mortgage recording tax.	IT-256
START-UP NY tax elimination	<input type="checkbox"/>	is an approved START-UP NY business operating in a tax-free NY area.	IT-638
START-UP NY telecommunication services excise tax	<input type="checkbox"/>	is an approved START-UP NY business operating in a tax-free NY area that paid an excise tax on telecommunication services.	IT-640
Taxicabs and livery service vehicles accessible to persons with disabilities		have unused credit for upgrading a vehicle so that it is accessible to persons with disabilities. (For costs incurred before January 1, 2011.)	IT-239
		had costs associated with the purchase or upgrading of a vehicle that is accessible to persons with disabilities. (For costs incurred on or after January 1, 2011.)	IT-236
Temporary deferral nonrefundable payout		deferred certain nonrefundable credits in 2010, 2011, or 2012.	IT-501
Unincorporated business tax (UBT) (Part-year New York City)		is a New York City business that filed Form NYC-202 or NYC-202S and paid UBT; or was a partner in a New York City partnership that filed Form NYC-204 and paid UBT; or was a beneficiary of an estate or trust that filed Form NYC-202EIN and paid UBT.	IT-219
Workers with disabilities tax		was issued a certificate of eligibility by New York State Department of Labor under the Workers with Disabilities Tax Credit Program.	IT-644

Other forms you may have to file**Form IT-2***Summary of W-2 Statements*

To report wages and New York State, New York City, or Yonkers tax withheld. For more information, see the instructions on Form IT-2.

Form IT-203-ATT*Other Tax Credits and Taxes Attachment to Form IT-203*

To report any other New York State taxes you are subject to, or to claim credits other than those reported on Form IT-203. For more information, see the instructions for Form IT-203-ATT.

Form IT-201-V*Payment Voucher for Income Tax Returns*

To make a payment by check or money order. For more information, see Form IT-201-V.

Other forms you may have to file *(continued)*

Form IT-203-A <i>Business Allocation Schedule</i>	To allocate business income or loss and net earnings from self-employment in and out of the MCTD. For more information, see the instructions on Form IT-203-A.
Form IT-203-B <i>Nonresident and Part-Year Resident Income Allocation and College Tuition Itemized Deduction Worksheet</i>	To allocate wages to New York, report living quarters maintained in New York State during any part of the tax year, and to compute your college tuition itemized deduction.
Form IT-203-C <i>Nonresident or Part-Year Resident Spouse's Certification</i>	To allow a spouse with no New York source income, in the case of married nonresidents and part-year residents who are required to file a joint return, the option to not sign the joint return and to not be held liable for any tax, penalty, or interest due.
Form IT-196 <i>New York Resident, Nonresident, and Part-Year Resident Itemized Deductions</i>	To claim the New York itemized deduction. For more information, see the instructions for Form IT-196.
Form IT-203-F <i>Multi-Year Allocation Form</i>	To allocate income to New York, includable in recomputed federal AGI, attributable to past employment in New York, and to report stock option income.
Form IT-225 <i>New York State Modifications</i>	To report New York State addition and subtraction modifications to recomputed federal AGI other than those specifically listed on Form IT-203. For more information, see page 24 and the instructions for Form IT-225.
Form IT-230 <i>Separate Tax on Lump-Sum Distributions</i>	To compute tax due if you used federal Form 4972 to compute your recomputed federal tax on a lump-sum distribution from a qualified retirement plan. For more information, see the instructions for Form IT-230.
Form IT-360.1 <i>Change of City Resident Status</i>	To compute the tax due if you changed your New York City or Yonkers resident status during the year. You must pay the New York City income tax or Yonkers resident income tax surcharge for the part of the year that you lived in New York City or Yonkers. For more information, see the instructions for Form IT-360.1.
Form IT-1099-R <i>Summary of Federal Form 1099-R Statements</i>	To report New York State, New York City, or Yonkers tax withheld from annuities, pensions, retirement pay, or IRA payments. For more information, see the instructions on Form IT-1099-R.
Form IT-2105 <i>Estimated Tax Payment Voucher for Individuals</i>	To pay estimated tax for 2022 if you expect to owe at least \$300 of New York State or New York City or Yonkers income tax after deducting tax withheld and credits you are entitled to claim or owe any amount of MCTMT. For more information, see the instructions for Form IT-2105.
Form Y-203 <i>Yonkers Nonresident Earnings Tax Return</i>	To compute the tax due if you were not a Yonkers resident for 2021 but you earned wages or had self-employment income from within Yonkers, and you have to file a New York State income tax return. For more information, see the instructions for Form Y-203.
Form IT-203-X <i>Amended Nonresident and Part-Year Resident Income Tax Return</i>	To amend a previously filed New York State income tax return. For more information, see <i>Amending your return</i> on page 48 and the instructions for Form IT-203-X.
Form IT-2105.9 <i>Underpayment of Estimated Tax by Individuals and Fiduciaries</i>	To compute the penalty if you did not pay enough New York State, New York City, or Yonkers estimated tax or if you did not have enough tax withheld.
Form IT-227 <i>New York State Voluntary Contributions</i>	To make voluntary contributions. For more information, see the instructions for Form IT-227.
Form IT-558 <i>New York State Adjustments due to Decoupling from the IRC</i>	To report addition and subtraction adjustments to federal amounts due to decoupling from the IRC. For more information, see the instructions for Form IT-558.

Step 1 – Complete the taxpayer information section**Name and address**

Write the following in the spaces provided:

- Name: First name, middle initial, and last name for you, and, if you are filing a joint return, your spouse.
- Mailing address: PO Box or street address, city, state, ZIP code, and country where you wish to receive your mail (refund and correspondence). **Do not abbreviate the country name.**

If you are required to file Form IT-203-C (see page 11), only enter the name of the spouse with New York source income.

Foreign addresses

Enter the information in the following order: city, abbreviation for the province or state, postal code (follow the country's practice), and country. **Do not abbreviate the country name.**

Taxpayer's permanent home address

If your mailing address is different from your permanent home address (for instance, you use a PO Box), enter your permanent home address.

Part-year residents

Your permanent home address is the address of the dwelling place in New York State that you occupied last in the tax year, whether you or your spouse own or rent it.

- If you moved **into** the state, enter your permanent home address as of December 31, 2021. If you moved **out of** the state prior to December 31, 2021, enter as your permanent home address the address of the New York State residence you occupied last in 2021.
- If you use a paid preparer and you use the preparer's address as your mailing address, enter the address of your permanent home in the space provided.
- If you are a permanent resident of a nursing home, enter the nursing home address.
- If you are in the armed forces and your permanent home was in New York State when you entered the military, enter your New York permanent home address regardless of where you are stationed.
- If you are married and maintain separate New York State residences and are filing separate New York State returns, enter as your permanent home address the address of your own residence.

Nonresidents

Enter the address of your residence outside New York State that you consider to be your domicile and your permanent place of abode if it is different from your mailing address. For definitions of *domicile* and *permanent place of abode*, see page 45.

If you moved into New York State after December 31, 2021, enter the address of the residence that you maintained during 2021 outside New York State that you considered to be your domicile and your permanent place of abode.

Dates of birth and Social Security numbers

Enter your date(s) of birth and **entire** Social Security number(s) in the same order as your names.

If you are required to file Form IT-203-C, include both your and your spouse's Social Security number.

New York State county of residence**Part-year residents**

Enter the county of the last residence where you lived in New York State. If you lived in New York City, use one of the following county names:

If you live in	use county
Bronx	Bronx
Brooklyn	Kings
Manhattan	New York
Queens	Queens
Staten Island	Richmond

Nonresidents

Enter the abbreviation **NR** in the county space.

School district name and code**Part-year residents**

Enter the correct code number and the name of your school district. This is the public school district located in the county where you were a resident on December 31, 2021, or the district where you were a resident of New York before you moved out of the state. If you do not know the name of your school district, contact the nearest public school to your New York State home. For a detailed list of the school district names and code numbers, see our website at www.tax.ny.gov (search: *school district*). If you were also a part year resident of New York City, look for your listing after Nassau County.



You must enter your school district name and code number even if you were absent from the school district temporarily, if the school your children attended was not in your school district, or if you had no children attending school. **Incorrect district names and code numbers may affect school aid.**

Nonresidents

Enter the abbreviation **NR** in the school district name box. Leave the code box blank.

Decedent information

If the taxpayer whose name is listed **first** on the return died after December 31, 2020, and before you filed your return, enter the date of death in the boxes labeled *Taxpayer's date of death*, in month, day, and last two digits of year order. If the taxpayer whose name is listed **second** died after December 31, 2020, and before you filed your return, enter the date of death in the boxes labeled *Spouse's date of death*.

In addition, you must make the appropriate entry at item F if you qualify for an automatic 90-day extension of time to file your return because your spouse died within 30 days before the due date of your return (see page 13).

Also see *Deceased taxpayers* on page 46.

Step 2 – Select your filing status and complete items B through I

Item A

In nearly all cases you must use the same filing status that you used on your federal return. If you did not have to file a federal return, use the filing status you would have used if you had filed.

The only exceptions to this rule apply to married individuals who file a joint federal return. If you filed a joint federal return, see below. All others, go to item B.

If you filed a joint federal return and:

- 1) both spouses are nonresidents and both have New York source income, **or**
- 2) one spouse is a part-year resident and the other is a nonresident with New York source income, **or**
- 3) both spouses are part-year residents,

you must file a joint New York State return using filing status ②. Both spouses must sign the return and will generally be jointly and individually liable for the entire tax, penalty, or interest due. This means that if one spouse does not pay the tax due, the other may have to.

If you meet one of the preceding three conditions but are unable to file a joint New York return because:

- 1) the address or whereabouts of your spouse is unknown, you can demonstrate that reasonable efforts have been made to locate your spouse, and good cause exists for the failure to file a joint New York return, **or**
- 2) your spouse refuses to sign a joint New York return, reasonable efforts have been made to have your spouse sign a joint return, there exists objective evidence of alienation from your spouse such as judicial order of protection, legal separation under a decree of divorce or separate maintenance, or living apart for the twelve months immediately preceding application to file a separate return or commencement of an action for divorce or commencement of certain family court proceedings, and good cause exists for the failure to file a joint New York return,

you may file a separate New York return using filing status ③.

If you filed a joint federal return and:

- 1) both spouses are nonresidents but only one has New York source income, **or**
- 2) one spouse is a part-year resident and the other is a nonresident with no New York source income,

you must file a joint New York State return using filing status ② and include in the *Federal amount* column the joint income as reported on your federal income tax return. However, only the spouse with New York source income (or the part-year resident spouse) should sign Form IT-203. That spouse must also complete Form IT-203-C, *Nonresident or Part-Year Resident Spouse's Certification* (see *Other forms you may have to file*), and submit it with your Form IT-203. In this case, any refund or notice of tax, penalty, or interest due will be issued only in the name of the spouse required to sign Form IT-203.

If you filed a joint federal return and one spouse is a New York State resident and the other is a nonresident or part-year resident, you are required to file separate New York State returns. The resident must use Form IT-201. The nonresident or part-year resident, if required to file a New York State return, must use Form IT-203. However, if you both choose to file a joint New York State return, use Form IT-201; both spouses' income will be taxed as full-year residents of New York State.

Item B

If you itemized your deductions on your 2021 federal income tax return, mark an **X** in the **Yes** box. If you claimed the standard deduction on your federal return, mark an **X** in the **No** box.

Item C

If you can be claimed as a dependent on another taxpayer's federal return, you must mark an **X** in the **Yes** box. You must mark the **Yes** box even if the other taxpayer did not claim you as a dependent. For example, if another taxpayer was entitled to claim you as a dependent on their federal return, but chose not to so that you can claim the federal education credit, you must mark the **Yes** box.

Item D1

If you marked Yes on federal Schedule B (Form 1040), then mark an **X** in the **Yes** box.

Item D2

Federal Public Law (P.L. 110-343) added section 457A to the Internal Revenue Code (IRC) to address the taxation of certain nonqualified deferred compensation.

If you were required to report any nonqualified deferred compensation, as required by IRC § 457A, on your 2021 federal tax return, or if any such amounts flowed through to you from a pass-through entity (for example, a partnership or S corporation), mark an **X** in the **Yes** box; otherwise mark an **X** in the **No** box.

Item E

New York City part-year residents only:

Enter in the applicable box the number of months you and your spouse (if filing a joint return) lived in New York City during 2021.

We need this information to verify your New York City school tax credit.

All other taxpayers should leave the boxes at item E blank.

Item F

If you qualify for one or more of the special conditions below, enter the specified 2-character code(s).

Code A6 Build America Bond (BAB) interest

Enter this code if you included BAB interest in your recomputed federal AGI. For additional information, see TSB-M-10(4)I, *Treatment of Interest Income from Build America Bonds*, available on our website.

Code C7 Combat zone

Enter this code if you qualify for an extension of time to file and pay your tax due under the combat zone or contingency operation relief provisions. See Publication 361, *New York State Income Tax Information for Military Personnel and Veterans*.

Code D9 Death of spouse

Enter this code if you qualify for an automatic 90-day extension of time to file your return because your spouse died within 30 days before the due date of your return.

(continued)

Code K2 Combat zone, killed in action (KIA)

Enter this code if you are filing a return on behalf of a member of the armed forces who died while serving in a combat zone. See Publication 361 for information on filing a claim for tax forgiveness.

Code E3 Out of the country

Enter this code if you qualify for an automatic two-month extension of time to file your federal return because you are out of the country. For additional information, see *When to file/Important dates* on the back cover.

Code E4 Nonresident aliens

Enter this code if you are a U.S. nonresident alien for federal income tax purposes and you qualify to file your federal income tax return on or before June 15, 2022. The filing deadline for your New York return is also June 15, 2022.

Code E5 Extension of time to file beyond six months

Enter this code if:


- 1) You qualify for an extension of time to file beyond six months under section 157.3(b)(1) of the personal income tax regulations because you are outside the United States and Puerto Rico, or you intend to claim nonresident status under section 605(b)(1)(A)(ii) of the Tax Law (548-day rule). If you qualify under section 157.3(b)(1)(i) of the personal income tax regulations, submit a copy of the letter you sent to the IRS to request the additional time to file.
- 2) You received a federal extension to qualify for the federal foreign earned income exclusion and/or the foreign housing exclusion or deduction. Submit a copy of the approved federal Form 2350, *Application for Extension of Time to File U.S. Income Tax Return*.

Code M2 Military spouse exempt income

Enter this code if you had exempt income under the federal Military Spouses Residency Relief Act (Public Law 111-97). For additional information, see TSB-M-10(1)I, *Military Spouses Residency Relief Act* and TSB-M-19(3)I, *Veterans Benefits and Transition Act of 2018*, available on our website.


Code 56 Losses from Ponzi-type fraudulent investment arrangements

Enter this code if you had a *Ponzi-type* fraudulent investment arrangement and are reporting a New York State theft loss deduction (itemized deduction) using the federal safe harbor rules. Also submit a copy of the statement made in accordance with federal Revenue Procedure 2009-20.

 Failure to complete item G or item H, whichever applies, may result in a delay in the processing of your return.

Code C2 Request an installment payment agreement

Enter this code if you are unable to pay your tax due in full by April 18, 2022, and would like to request an installment payment agreement (IPA). Once you receive a bill for the amount you owe, follow the payment instructions included on the billing document.

 You will continue to accrue penalties and interest (if applicable) on any unpaid balance of tax due for the duration of your IPA.

Code M4 Veterans Benefits and Transition Act of 2018 election

Enter this code if as a civilian spouse of a military servicemember you are making an election to use the same state of legal residence as the servicemember for state income tax purposes. For additional information, see TSB-M-19(3)I, *Veterans Benefits and Transition Act of 2018*, available on our website.

Item G**New York State part-year residents**

If you were a New York State resident for part of the year, enter the date you moved and mark an **X** in the box that describes your situation on the last day of the tax year.

Item H**New York State nonresidents****Did you maintain living quarters in New York State?**

If you or your spouse had living quarters available for your use in New York State during any part of 2021 (whether or not you personally used those living quarters for any part of the year), mark an **X** in the **Yes** box and complete Schedule B on Form IT-203-B.

These living quarters would include a house, apartment, co-op or any other living quarters that are suitable for year-round use, **maintained or paid for by you or your spouse**, or any New York State living quarters **maintained for your primary use** by another person, family member or employer.

For an example of living quarters maintained for your primary use, see the instructions for Form IT-203-B, Schedule B.

Note: If you marked the **Yes** box, and you spend 184 days or more (any part of a day is a day for this purpose) in New York State, you may be considered a resident for New York State income tax purposes. The determination of residency is based on the facts and circumstances of your own situation. See the definitions of *Resident*, *Nonresident*, and *Part-year resident* in these instructions.

In addition, if you marked the **Yes** box and the living quarters were located in New York City or Yonkers, you may also be considered a resident of New York City or Yonkers for income tax purposes.

If you meet the definition of a resident of New York State, New York City, or Yonkers, you may not file Form IT-203. You must file Form IT-201, *Resident Income Tax Return*.

If you are in the military and did not maintain a permanent place of abode within the state, submit a statement to that effect with your return (see Publication 361, *New York State Income Tax Information for Military Personnel and Veterans*).

Item I

Enter the required information for each **dependent** you claimed on federal Form 1040. Also enter the required information for any dependent for whom you were entitled to claim on your federal return but chose not to (see *Example* below). If you did not have to file a federal return, enter the required information for each dependent you would be entitled to claim for federal income tax purposes.

Example: *You were entitled to claim your child as a dependent on your federal return but chose not to in order to allow them to claim a federal education credit on their federal tax return; you may still claim them as a dependent on your New York State return.*

If you have more than 6 dependents, submit a separate piece of paper marked **Form IT-203- item I continued**, and enter the required information for the additional dependents on that paper (be sure to include your name and Social Security number at the top of each sheet).

Note: If you are married filing a joint federal return but are required to file separate returns for New York State (see page 6), complete item I as if you had filed separate federal returns.

Step 3 – Enter your federal income and adjustments

Overview

The purpose of lines 1 through 19a is to determine the portion of your recomputed federal AGI that is subject to New York State tax, before certain adjustments. This portion includes any items of income you received as a nonresident from New York State sources plus, if you were a resident of New York State for part of the year, any items you received from any source while you were a resident.

Federal amount column

Enter the amount reported on your federal return for each item of income or adjustment. (If you did not file a federal return, report the amounts you would have reported as if you had filed a federal return.)

However, if you are subject to the special accrual rules, either as a full-year nonresident or a part-year resident, also include all items you would have to include as if you filed a federal return on the accrual basis. See *Special accruals* on page 46.

If you file a joint federal return but must file a separate return for New York State, calculate the *Federal amount* column as if you had filed a separate federal return.

New York State amount column

Nonresidents

Enter all the income included in the *Federal amount* column that you received from New York State sources.

Part-year residents

Enter the total of (a) your New York State source income for the part of the year you were a nonresident, and (b) the income included in the *Federal amount* column that you received from all sources earned while you were a New York State resident. **Complete the *Part-year resident income allocation worksheet* below to determine your New York State source income.**

Part-year resident income allocation worksheet

Adjusted gross income Married persons filing separate New York State returns should complete separate worksheets.	Federal income (all sources)	New York State nonresident period		New York State resident period	Totals
	Column A Income from federal return	Column B Income from Column A for nonresident period	Column C Income from Column B from NYS sources	Column D Income from Column A for resident period	Column E (C + D)
1 Wages, salaries, tips, etc.	1				
2 Taxable interest income	2				
3 Ordinary dividends	3				
4 Taxable refunds, credits or offsets of state and local income taxes	4				
5 Alimony received.....	5				
6 Business income or loss (from federal Schedule C).....	6				
7 Capital gain or loss.....	7				
8 Other gains or losses (from federal Form 4797)	8				
9 Taxable amount of IRA distributions.....	9				
10 Taxable amount of pensions and annuities	10				
11 Rental real estate, royalties, partnerships, S corporations, trusts, etc. (from federal Schedule E)	11				
12 Rental real estate included in line 11 (federal amount).....	12				
13 Farm income or loss (from federal Schedule F)	13				
14 Unemployment compensation	14				
15 Taxable amount of Social Security benefits	15				
16 Other income.....	16				
17 Add lines 1 through 11 and 13 through 16...	17				
18 Total federal adjustments to income.....	18				
19 Federal adjusted gross income (subtract line 18 from line 17; see instructions below)	19				

The combined total of Columns B and D should equal the total of Column A unless you have capital gains or losses. Add the amounts in Column C and D for each line of the worksheet above and transfer the total to the corresponding line of Form IT-203 in the *New York State amount* column.

Instructions for Part-year resident income allocation worksheet

If you moved into or out of New York State during 2021, use the *Part-year resident income allocation worksheet* on page 16 along with the specific line instructions for Form IT-203 beginning below to determine your New York State source income for the entire tax year.

Enter only whole dollar amounts (see page 4).

Resident period is the period you were a New York State resident; *nonresident period* is the period you were a New York State nonresident.

Column A

Enter the amounts you reported on your federal return. Include items you would have to include if you were filing a federal return on the accrual basis.

Column B

Enter that portion of the Column A amount that you received during your nonresident period. If you moved into New York State, include items you would have to report if you were filing a federal return on the accrual basis for the period before you changed your resident status.

Column C

Enter that portion of the Column B amount that you received during your nonresident period from:

- services you performed in New York State (for example, wages, salaries, termination agreements, covenants not to compete, stock options, and stock appreciation rights);
- property located in New York State; **and**
- businesses, trades, professions, or occupations conducted in New York State.

If you earned salary or wages both inside and outside of New York State, you must complete Schedule A on Form IT-203-B to determine the amount that is allocable to New York State. Enter that amount in Column C. See the instructions for Form IT-203-B for more information.

See Form IT-203-F, *Multi-Year Allocation Form*, if you received income from a termination agreement, covenant not to compete, stock option, restricted stock, or stock appreciation right.

Column D

Enter that portion of the Column A amount that you received during your resident period. If you moved out of New York State, include items you would have to report if you were filing a federal return on the accrual basis for the period before you changed your resident status.

Transfer the amounts in Column A to the corresponding lines on Form IT-203 in the **Federal amount** column.

Transfer the amounts in Column E to the corresponding lines on Form IT-203 in the **New York State amount** column.

Example 1: You moved from Indiana to New York State on August 15, 2021. On your federal return, you report \$35,000 in total wages. Of this amount, you earned \$12,000 while you were a New York State resident. On line 1, you would enter \$35,000 in Column A, \$23,000 in Column B, \$0 in Column C (you earned no income in New York State prior to the move), \$12,000 in Column D, and \$12,000 in Column E.

Example 2: You moved from New York State to Georgia on June 10, 2021. On June 1, 2021, your employer awarded you a guaranteed bonus of \$2,000 that it paid to you on July 1, 2021. You must enter the \$2,000 bonus in Column D, line 1, since this is income accruable to your resident period.

Example 3: You moved from New Jersey to New York State on May 10, 2021. You own stock in the XYZ Corporation which, on May 1, 2021, declared a \$1,000 dividend payable on June 1, 2021. You also received \$500 a month from rental property located in New York which you sold on April 30, 2021. You must report the \$1,000 dividend income in Column B on line 3, since this is income accruable to the nonresident period. You would report the rental income in Column B and in Column C on line 11, since you derived this income from New York State sources during your nonresident period.

Line instructions for Form IT-203**Line 1 – Wages, salaries, tips, etc.****Federal amount column**

Enter the total of all wages, salaries, fees, commissions, bonuses, tips, fringe benefits, etc., you reported on your 2021 federal return. Generally, the amount you enter should be shown in box 1 of your federal Form(s) W-2, *Wage and Tax Statement*. However, you must include all of these items even if your employer did not report them on a wage and tax statement or other income statement.

New York State amount column

Enter that part of the federal amount that represents services performed in New York State as a nonresident. This amount cannot exceed the amount entered in the *Federal amount* column.

Part-year residents


Also add that part of the federal amount that you earned while a resident.

Allocation of nonresident income earned partially in New York State

If you earned your salary or wages both inside and outside of New York State, you must determine the amount that is allocable to New York State. This is not necessarily the amount shown in the *State wages, tips, etc.* box on your Form(s) W-2. To correctly determine your income earned in New York State, use one of the following methods:

- To allocate income that does not depend directly on the volume of business transacted (for example, wages), complete Schedule A, *Allocation of wage and salary income to New York State*, on Form IT-203-B to determine the amount earned in New York State. See page 41. Also see the caution below.
- To allocate income from a termination agreement, covenant not to compete, stock option, restricted stock, or stock appreciation right, complete Form IT-203-F to determine the amount to allocate to New York State.
- To allocate income that depends entirely on the volume of business transacted, as in the case of a salesperson working on commission, divide your volume of business transacted in the state by your total volume of business transacted both in and out of New York State. (The location where the services or sales activities were actually performed determines where business is transacted.) Multiply your total income subject to allocation by this percentage. This is the amount allocated to New York State. Submit a schedule with your return showing how you computed this allocation.

If you allocate your personal service income differently, submit a separate schedule showing complete details.

 **Failure to complete Schedule A of Form IT-203-B (and Form IT-203-F, if applicable) and submit it with your return will delay the processing of your return and could result in penalties and interest being charged.**

Line 2 – Taxable interest income**Federal amount column**

Enter the amount you reported on your federal return.

New York State amount column

Enter that part of the federal amount that you received as a nonresident from a business, trade, profession, or occupation carried on in New York State. If the business is carried on both in and out of New York State, see the instructions for line 6.

Part-year residents

Also add that part of the federal amount that you earned while you were a resident.

Line 3 – Ordinary dividends**Federal amount column**

Enter the amount you reported on your federal return.

New York State amount column

Enter that part of the federal amount that you received as a nonresident from a business, trade, profession, or occupation carried on in New York State. If the business is carried on both in and out of New York State, see the instructions for line 6.

Part-year residents

Also add that part of the federal amount that you earned while you were a resident.

Line 4 – Taxable refunds, credits, or offsets of state and local income taxes**Federal amount column**

Enter the amount you included as income on your federal return. Also enter this amount on line 24, *Federal amount* column.

New York State amount column

Enter that part of the federal amount that was derived from or connected with New York State sources as a nonresident. Also enter this amount on line 24, *New York State amount* column.

Part-year residents

Also add that part of the federal amount that you received while you were a resident. Include this amount on line 24, *New York State amount* column.

Line 5 – Alimony received**Federal amount column**

Enter the amount you reported on your federal return.

New York State amount column

Do not enter alimony you received as a nonresident.

Part-year residents

Enter that part of the federal amount that you received while you were a resident.

Line 6 – Business income or loss**Federal amount column**

Enter the amount you reported on your federal return and submit a copy of your federal Schedule C.

New York State amount column

Enter that part of the federal amount that you received as a nonresident from a business, trade, or profession you carried on in New York State.

Part-year residents

Also add that part of the federal amount that you received while you were a resident.

Business carried on in New York State

Your business, trade, profession, or occupation (not including personal service as an employee) is carried on in New York State if you have, maintain, operate or occupy desk space, an office, a shop, a store, a warehouse, a factory, an agency or other place in New York State where you regularly carry on your affairs, or transact your business, with a fair measure of permanency and continuity. This definition is not exclusive.

Business carried on both in and out of New York State

If you carry on your business, trade, or profession both in and out of New York State, and you maintain accounts clearly reflecting income from the New York operations, enter the net profit or loss from business carried on in New York State.

If the business's books do not clearly reflect income from New York operations, you must allocate the income according to a prescribed formula or an approved alternative method. Complete Form IT-203-A, *Business Allocation Schedule*, and submit it with Form IT-203. If you submit an alternative method for allocation, submit all information about your own method of allocation, along with Form IT-203-A (see the instructions for Form IT-203-A).

Passive activity loss

Complete and submit Form IT-182, *Passive Activity Loss Limitations for Nonresidents and Part-Year Residents*, to report any passive activity losses from New York sources.

New York City businesses

If you are self-employed and carry on a business, trade, or profession in New York City, you may have to file New York City's Form NYC-202, *Unincorporated Business Tax Return for Individuals and Single-Member LLCs*, or Form NYC-202S, *Unincorporated Business Tax Return for Individuals*. See *How to get New York City forms* on page 4. New York State does not administer the New York City unincorporated business tax. You must file your Form NYC-202 or NYC-202S at the address specified on that form; **do not** submit it with your state return.

Line 7 – Capital gain or loss**Federal amount column**

Enter the amount you reported on your federal return. Submit a copy of federal Schedule D, if required for federal purposes, and any related schedules. If the copy of federal Schedule D contains gains or losses from the sale of real property, note on the schedule the state(s) where the property is located.

New York State amount column

Enter your New York capital gain or loss as a nonresident. To compute this amount, use a copy of federal Schedule D (Form 1040) as a worksheet, and the federal provisions for computing capital gains and losses only for transactions that were from New York sources. If you have a net capital loss for New York State purposes the loss is limited to \$3,000 (\$1,500 if you are married and filing separately) on your New York State return. You must treat any balance of a loss in excess of the amount claimed on your 2021 return as a carryover loss on returns for later years.

Capital gains and losses from New York State sources (*New York State amount* column) include:

- capital gains or losses derived from real or tangible personal property located within New York State, whether or not connected with a trade or business (including all or a portion of the gain or loss from the sale or exchange of an interest in an entity if the entity owns real property in New York State or owns shares of stock in a cooperative housing corporation where the cooperative units relating to the shares are located in New York State, provided that the sum of the fair market values of such real property, cooperative shares, and related cooperative units equals or exceeds 50% of the fair market value of the assets the entity has owned for at least two years as of the date of the sale or exchange; for additional information, see TSB-M-09(5)I, *Amendment to the Definition of New York Source Income of a Nonresident Individual* and Part Z of Chapter 59 of the Laws of 2017);
- any gain from the sale, transfer, or other disposition of shares of stock in a cooperative housing corporation in connection with the grant or transfer of a proprietary leasehold with respect to real property located in New York State, whether or not connected with a trade or business;
- capital gains from stock options, if you performed services in New York State for the grantor during the period options were granted, and the compensation (difference between the option price and the fair market value of the stock at the time the option was exercised) was not previously reported (see Form IT-203-F);
- capital gains or losses from stocks, bonds and other intangible personal property used in or connected with a business, trade, profession, or occupation carried on in New York State; **and**
- any capital gain or loss derived from New York sources you received as a member of a partnership, a beneficiary of an estate or trust, or a shareholder of a New York S corporation (the partnership, S corporation, or estate or trust should provide this information to you).

If any capital gains or losses are from business property (other than real property) of a business carried on both in and out of New York State, apply the business allocation percentage (from Form IT-203-A) or an approved alternative method to determine the New York capital gain or loss. Gains and losses from the sale or disposition of real property are not subject to allocation. In all cases, use the federal tax basis of property in computing capital gains or losses.

Part-year residents

Also add that part of the federal amount that you realized while you were a resident.

Line 8 – Other gains or losses**Federal amount column**

Enter the amount you reported on your federal return and submit a copy of federal Form 4797.

New York State amount column

Enter your New York gain or loss from the sale or exchange of noncapital assets as a nonresident. To compute this amount, use the federal provisions for computing gains or losses from the sale or exchange of noncapital assets only for transactions that were from New York sources.

Noncapital transactions from New York sources (*New York State amount* column) are:

- noncapital transactions included in your federal return relating to property used in connection with a business, trade, profession, or occupation carried on in New York State, **and**

- your share of any noncapital gain or loss you received as a member of a partnership, a beneficiary of an estate or trust, or a shareholder of a New York S corporation (the partnership, S corporation, or estate or trust should provide this information to you).

If the business's books do not clearly reflect the New York gain or loss, you must allocate the gain or loss according to a prescribed formula or an approved alternative method. Complete Form IT-203-A, *Business Allocation Schedule*, and submit it with Form IT-203. If you submit an alternative method for allocation, submit all information about your own method of allocation, along with Form IT-203-A (see the instructions for Form IT-203-A).

Part-year residents

Also add that part of the federal amount that you realized while you were a resident.

Line 9 – Taxable amount of IRA distributions

Federal amount column

Enter the amount you reported on your federal return.

New York State amount column

Do not enter any part of the federal amount you received as a nonresident.

Part-year residents

Enter that part of the federal amount that you received while you were a resident.

See the instructions for line 28 to see if you qualify for the pension and annuity income exclusion.

Line 10 – Taxable amount of pensions and annuities

Federal amount column

Enter the taxable amount you reported on your federal return.

New York State amount column

Certain pension income received while a nonresident is not taxable to New York State and should not be included in the *New York State amount* column.

- U.S. Code, Title 4, section 114, prohibits states from taxing nonresidents on income they receive from (a) pension plans recognized as qualified under the IRC and (b) certain deferred compensation plans that are nonqualified retirement plans but which meet additional requirements.
- A pension or other retirement benefit that is not exempt under Title 4 of the U.S. Code, is exempt if it meets the New York definition of an annuity.

See Publication 36, *General Information for Senior Citizens and Retired Persons*.

If your pension and annuity income is not exempt from New York tax and is based on services performed inside and outside New York State, enter the amount you received as a nonresident to the extent that the services were performed in New York State.

Part-year residents

Enter that part of the *Federal amount* column that represents the taxable amount you received while you were a New York State resident.

Government pensions

If the amount on line 10, either column, represents a pension or other benefit paid by the New York State or a municipal

retirement system (including distributions from the TIAA-CREF Optional Retirement Program) or the United States, its territories or possessions, political subdivisions of these territories or possessions, the District of Columbia or any agency or instrumentality of any of the above (including the military), also include this amount on line 25. See the instructions for line 25.

Pension and annuity income exclusion

If you entered an amount on line 10, either column, see the instructions for line 28 to see if you qualify for the pension and annuity income exclusion.

Line 11 – Rental real estate, royalties, partnerships, S corporations, trusts, etc.

Federal amount column

Enter the amount you reported on your federal return and submit a copy of federal Schedule E.

New York State amount column

Enter that part of the federal amount you received as a nonresident that was derived from or connected with New York State sources. See the instructions below relating to specific types of income.

- **Rent and royalty income from personal property** – Include rents and royalties from (1) tangible personal property not used in a business, if the property is located in New York State; and (2) tangible and intangible personal property used in or connected with a business, trade, profession or occupation you carried on in New York State. If you carry on a business both in and out of New York State, determine your income from New York State sources by applying the business allocation percentage (from Form IT-203-A) or an alternate allocation method. Include also your share of any rental or royalty income you received as a member of a partnership or as a beneficiary of an estate or trust (this information should be provided to you by your partnership or the estate or trust).
- **Rent from real property** – Include rents and royalties from real property located in New York State, whether or not used in connection with a business. Also include your share of any rental or royalty income you received as a member of a partnership or as a beneficiary of an estate or trust (this information should be provided to you by your partnership or the estate or trust).
- **Partnership income** – Include your distributive share of partnership income as reported on your Form IT-204-IP, *New York Partner's Schedule K-1*. Include only those items of partnership income that you are not required to include elsewhere in the *New York State amount* column. For example, your share of a partnership's New York capital gain is included on line 7. (See *Special rule* for part-year residents on page 21.)
- **S corporation income** – Include your pro rata share of New York S corporation income, gain, loss and deduction (this information should be provided to you by the S corporation). Include only those items of S corporation income that you are not required to include elsewhere in the *New York State amount* column. For example, your share of S corporation capital gains is included on line 7. If the corporation carried on business both in and out of New York State, use the corporation's business apportionment factor determined under Article 9-A, to compute the amount of your income or loss derived from or connected with New York State sources. For additional information visit our website. (See *Special rule* for part-year residents on page 21.)

(continued)

- **Estate and trust income** – Include your share of estate or trust income from New York State sources (this information should be provided to you by the fiduciary). Include only those items of estate or trust income that you are not required to include elsewhere in the *New York State amount* column. For example, your share of the estate's or trust's capital gains is included on line 7. (See *Special rule* for part-year residents below.)
- **Passive activity loss** – Complete and submit Form IT-182, *Passive Activity Loss Limitations for Nonresidents and Part-Year Residents*, to report your passive activity losses from New York sources. Your passive activity loss as a nonresident must be recomputed to determine the amounts that would be allowed if your recomputed federal AGI took into account only items of income, gain, loss, or deduction derived from or connected with New York sources.

Part-year residents

Also add that part of the federal amount that you received while you were a resident. Any passive activity loss must be recomputed as if you filed separate federal returns for your resident and nonresident periods.

Special rule – Part-year residents must determine, and include in the *New York State amount* column, the portion of their share of income from a partnership, S corporation, or estate or trust using either of two methods of allocation: the direct accounting method or the proration method.

Note: If you are a partner, shareholder, or beneficiary of more than one entity, apply either method (direct accounting method or proration method) separately to each entity. You are not required to use the same method for all entities.

Direct accounting method – The direct accounting method requires you to determine the actual amount of your share of income attributable to the period you were a resident and nonresident during the partnership's, S corporation's, or estate's or trust's tax year ending within your tax year. If you elect to use the direct accounting method, you must use the partnership's, S corporation's, or estate's or trust's method of accounting for federal income tax purposes to determine the amount attributable to each period. In addition, you must use the method for all items of income, gain, loss and deduction that are included in your distributive share of partnership income, your pro rata share of S corporation income, or your share of estate or trust income.

Proration method – Allocate the items of income based on the number of days you were a resident and the number of days you were a nonresident during the partnership's, S corporation's, or estate's or trust's tax year which ends during your tax year. The portion attributable to your nonresident period is limited to the percentage of income derived from or connected with New York State sources. (Obtain this percentage from your partnership, S corporation, or estate or trust.) The following formula illustrates the computation:

Step 1		Step 2				Step 3				
Share of income for federal tax purposes	×	$\frac{\text{Number of days you were a resident during entity's tax year ending during your tax year}}{\text{Number of days in entity's tax year}}$	+	Share of income for federal tax purposes	×	$\frac{\text{Number of days you were a nonresident during entity's tax year ending during your tax year}}{\text{Number of days in entity's tax year}}$	×	Entity's New York allocation percentage (or, if estate or trust, portion derived from New York sources)	=	New York State amount

Example 1: Sam Smith was a partner in partnership Q during 2021. Partnership Q's tax year ends on December 31, 2021. Partnership Q carried on business both within and outside New York State and has determined that the partnership's New York allocation percentage is 65%. For tax year 2021, the distributive share of income from partnership Q included in Sam's Federal amount column on Form IT-203 was \$40,000. Sam changed residence from New York State to New Jersey on September 30, 2021. Using Steps 1 through 3, the amount of partnership income that Sam Smith must include in New York source income (the New York State amount column) on Sam's 2021 Form IT-203, is computed as follows:

Step 1 (resident period)
 $\$40,000 \times 273$ (number of days from 1/1/2021 through 9/30/2021) $\div 365 = \$29,917.81$

Step 2 (nonresident period)
 $\$40,000 \times 92$ (number of days from 10/1/2021 through 12/31/2021) $\div 365 = \$10,082.19 \times .65 = \$6,553.42$

Step 3
 Total amount to include in New York State amount column = \$36,471

Example 2: Tim Jones was a partner in partnership R during 2021. Partnership R's tax year began on November 1, 2020, and ended on October 31, 2021. Partnership R carried on business both within and outside New York State and has determined the partnership's New York allocation percentage is 60%. For tax year 2021, the distributive share of income from partnership R included in Tim's Federal amount column on Form IT-203 was \$65,000. Tim changed residence from New York State to Vermont on May 31, 2021. Using steps 1 through 3, the amount of partnership income that Tim Jones must include in New York source income (the New York State amount column) on Tim's 2021 Form IT-203, is computed as follows:

Step 1 (resident period)
 $\$65,000 \times 212$ (number of days from 11/1/2020 through 5/31/2021) $\div 365 = \$37,753.42$

Step 2 (nonresident period)
 $\$65,000 \times 153$ (number of days from 6/1/2021 through 10/31/2021) $\div 365 = \$27,246.58 \times .60 = \$16,347.95$

Step 3
 Total amount to include in New York State amount column = \$54,101

Line 13 – Farm income or loss**Federal amount column**

Enter the amount you reported on your federal return. Submit a copy of your federal Schedule F.

New York State amount column

Enter that part of the federal amount that represents income or loss from farming carried on in New York State as a nonresident.

Reporting farm income is similar to reporting business income. See the instructions for reporting business income on line 6, including the instructions for reporting when business is carried on both in and out of New York State.

Part-year residents

Also add that part of the federal amount that you realized while you were a resident.

Line 14 – Unemployment compensation**Federal amount column**

Enter the amount reported on your federal return.

New York State amount column

Enter that part of the federal amount that represents taxable unemployment compensation received as a nonresident resulting from employment in New York State. If the unemployment compensation received from New York State sources is based on wage or salary income earned partly in and partly out of New York State, determine the amount allocable to New York State in the same manner as the wage and salary income on which it is based.

Part-year residents

Also add that part of the federal amount that you received while you were a resident.

Line 15 – Taxable amount of Social Security benefits**Federal amount column**

Enter the amount of taxable Social Security (and Tier 1 railroad retirement benefits) you reported on your federal return. Also enter this amount on line 26.

New York State amount column

Do not enter any amount you received as a nonresident.

Part-year residents

Enter that part of the federal amount that represents any taxable amount of Social Security (and Tier 1 railroad retirement benefits) you received while you were a New York State resident. Also enter this amount on line 26.

Line 16 – Other income**Federal amount column**

Enter the total other income you reported on your federal return. Write each type of income and its amount in the *Identify* area on line 16. If you need more room, submit a list with your New York return showing each type of income and its amount.

New York State amount column

Enter that part of the federal amount you received as a nonresident that was derived from or connected with New York State sources.

Part-year residents

Also add that part of the federal amount that you received while you were a New York State resident.

Special rules**1) New York State lottery winnings****• Nonresidents**

Include prizes (not proceeds) won in the New York State Lottery if the total proceeds of the prize exceed \$5,000.

Proceeds means the total amount of the prize (not the installment amount, if the prize is payable in installments), less the cost to purchase just the winning ticket. If a group wins a prize, use the total prize (not each group member's share) to determine if the proceeds exceed \$5,000.

• Part-year residents

Also add that part of the federal amount that you received while you were a resident.

In the case of a lottery prize you elected to receive on the installment basis, see *Special accruals* on page 46.

For additional information, see Publication 140-W, *FAQs: New York State Lottery Winners, What are my Tax Responsibilities for New York State?*

2) Net operating loss (NOL)

For New York State income tax purposes, your NOL deduction is limited to the lesser of:

- The amount of your federal NOL deduction derived from New York sources computed using the rules in place prior to any changes made to the IRC after March 1, 2020, or
- your recomputed federal AGI from the *New York State amount* column (but not less than zero) computed (a) using the rules in place prior to any changes made to the IRC after March 1, 2020, and (b) without the NOL deduction.

For additional information, see the instructions for Form IT-558, addition adjustment number A-005 and subtraction adjustment number S-004, and the instructions for Form IT-225, addition modification number A-215.

If you are carrying forward an NOL derived from New York sources (without a corresponding federal NOL), enter the amount of the loss in the *New York State amount* column with a minus sign. Submit a statement explaining the loss.

Part-year residents

Also add that part of the federal amount, computed using the rules in place prior to any changes made to the IRC after March 1, 2020, if any, that you incurred while you were a resident.

Line 18 – Total federal adjustments to income**Federal amount column**

Enter the total adjustments to income you reported on your federal return. Write each adjustment and its amount in the *Identify* area on line 18. If you need more room, submit a list showing each adjustment and its amount.

If you did not have to file a federal return, claim the same adjustments to income that you would have claimed for federal income tax purposes.

New York State amount column

Enter that part of the federal amount that represents adjustments related to income you received as a nonresident that was derived from or connected with New York State sources.

Part-year residents

Also add that part of the federal adjustment deductible while you were a New York State resident.

Special rules

1) Alimony paid

You must use the following formula to compute the amount of the federal deduction allowed in the *New York State amount* column for alimony paid:

$$\frac{\text{NYS amount column, line 17}}{\text{Federal amount column, line 17}} \times \text{Federal alimony deduction} = \text{New York alimony deduction}^*$$

The New York alimony deduction included on line 18 cannot exceed the alimony deduction you claimed on your federal return.

* If this amount is a negative number, your New York alimony deduction is zero.

Note: If you made any alimony or separate maintenance payments under an alimony or separation instrument (as defined in IRC § 71 as it was in effect immediately prior to the enactment of Public Law 115-97) that was executed after December 31, 2018, report such payments using Form IT-225, *New York State Modifications*. This also applies to any divorce or separation instrument executed on or before December 31, 2018, and modified after December 31, 2018, if the modification to the instrument expressly provides that the addition and subtraction modifications contained in Tax Law § 612(w) apply. See the instructions for Form IT-225 for more information.

2) Moving expenses for members of the armed forces

Federal amount column

Enter the amount you reported on your federal return.

New York State amount column

Include moving expenses that you incurred as a nonresident only if you moved to a new home in New York because military orders call for a permanent change of station. Do not include moving expenses you incurred if your permanent station is outside New York State.

Part-year residents

Also add that part of the federal amount that you paid or incurred during your resident period.

Other adjustments to income

Allocate to New York State any other adjustment to income that relates to wage or salary income earned partly in New York State, or to income from a business carried on both in and out of New York State, on the same basis as the income to which it relates. Some of these adjustments include IRA deduction, one-half of self-employment tax, and self-employed SEP, SIMPLE, and qualified plans.

Example: You are allowed an adjustment of \$800 on your federal return for payments by a self-employed person to a retirement plan, and these payments were made in connection with a business you operated both in and out of New York State.

If, in determining your business income from New York State sources, you compute your business allocation percentage on Form IT-203-A to be 75% (see the instructions for line 6), then 75% of this adjustment, or \$600, should be included in the New York State amount column on line 18.

Line 19 – Federal adjusted gross income

Subtract line 18 from line 17 in each column and enter the results on line 19. Generally, the *Federal amount* column will be the same as the adjusted gross income reported on your federal return. However, this amount will not be the same if you are

subject to the special accruals, either as a full-year nonresident or part-year resident.

 **Do not leave line 19 blank.**

Line 19a – Recomputed federal adjusted gross income

Were you required to report any adjustments on Form IT-558?

If **No**, enter the line 19 amount, *Federal amount* column, on the line 19a, *Federal amount* column. Enter the line 19 amount, *New York State amount* column, on the line 19a, *New York State amount* column.

If **Yes**, complete the *Line 19a Federal amount column worksheet* and the *Line 19a New York State column worksheet* below.

 Do not leave line 19a blank.

Line 19a Federal amount column worksheet

- 1 Federal adjusted gross income as reported (*Form IT-203, line 19*) .. 1 _____
- 2 Total addition adjustments (*Form IT-558, line 9*) 2 _____
- 3 Add lines 1 and 2 3 _____
- 4 Total subtraction adjustments (*Form IT-558, line 18*) 4 _____
- 5 **Recomputed federal adjusted gross income.** Subtract lines 4 from 3. Enter here and on Form IT-203, line 19a, *Federal amount* column 5 _____

Line 19a New York State amount column worksheet

- 1 Federal adjusted gross income as reported (*Form IT-203, line 19*) .. 1 _____
- 2 NYS allocated amount of total additions (*The sum of the entries from Form(s) IT-558, line 1 and line 5, column B*) 2 _____
- 3 Add lines 1 and 2 3 _____
- 4 NYS allocated amount of total subtractions (*The sum of the entries from Form(s) IT-558, line 10 and line 14, column B*) 4 _____
- 5 **Recomputed federal adjusted gross income.** Subtract lines 4 from 3. Enter here and on Form IT-203, line 19a, *New York State amount* column 5 _____

Step 4 – Calculate your New York additions and subtractions

Overview

The computation of your New York State income tax is based on your New York AGI, which is your recomputed federal AGI after certain New York modifications (New York additions and New York subtractions).

New York State taxes certain items of income not taxed by the federal government (New York additions). Similarly, New York State does not tax certain items of income taxed by the federal government (New York subtractions). See below and Form IT-225, *New York State Modifications*, and its instructions.

Nonresidents

These New York State additions or subtractions must be added or subtracted from your recomputed federal AGI in the *Federal amount* column and, to the extent they relate to income, loss, or deduction derived from or connected with New York State sources, they must be added or subtracted in the *New York State amount* column.

New York additions and subtractions that relate to intangible items of income, such as interest or ordinary dividends, are only required to the extent the property that generates the income is employed in a business, trade, profession, or occupation carried on in New York State.

Part-year residents

If you were a part-year resident, include the portion of any of the additions and subtractions that relate to your New York State resident period in the *New York State amount* column. Also, for the period you were a nonresident, include in the *New York State amount* column the portion of any of the additions and subtractions to the extent they are related to a business, trade, profession, or occupation carried on in New York State or are from real or tangible personal property located in New York State.

Partners and S corporation shareholders

If you have income from a partnership or S corporation, include any New York adjustments that apply to that income. This information should be provided by the entity. For important information regarding these modifications, see the instructions for Form IT-225.

If you have either of the addition or subtraction modifications in the chart below relating to your partnership or S corporation income, include the amount on the applicable line of Form IT-203.

Modification code	Description	Line number
EA-113	Interest income on state and local bonds and obligations	20
ES-125	Interest income on U.S. government bonds	27

For all other additions and subtractions relating to your partnership and S corporation income, complete Form IT-225.

Beneficiaries (estates and trusts)

If you have income from an estate or trust, any New York adjustments that apply to that income, as well as any additions to or subtractions from federal itemized deductions, will be shown in your share of a single fiduciary adjustment. You, as a nonresident beneficiary, must include in the *Federal amount* column your share of the total fiduciary adjustment. Include in the *New York State amount* column **only** that portion of the

nonresident beneficiary's share of the fiduciary adjustment that relates to income, loss, or deduction derived from or connected with New York State sources. Submit a schedule showing how the fiduciary adjustment was computed. If the adjustment is a net addition, complete Form IT-225 and enter the amount and addition modification number **EA-901** on line 5 of Form IT-225. If the adjustment is a net subtraction, complete Form IT-225 and enter the amount and subtraction modification number **ES-901** on line 14 of Form IT-225. Complete Form IT-225 and transfer the amounts to Form IT-203.

If you filed federal Form 4970, *Tax on Accumulation Distribution of Trusts*, the income you reported on line 1 of Form 4970 is not included on line 11 of Form IT-203 because the IRC considers the distribution part of federal gross income. You must therefore include on line 5 of your Form IT-225 the amount of **income you reported on Form 4970, line 1, less any interest income on state and local bonds and obligations of New York State and its local governments** (that was included on Form 4970, line 5). See addition modification number A-114 in the instructions for Form IT-225.

New York additions

Line 20 – Interest income on state and local bonds and obligations

Do you have interest income from state and local bonds and obligations from states other than New York State or its local governments? If **No**, go to line 21. If **Yes**, see below.

Federal amount column

If **Yes**, enter any such interest income that you received or that was credited to you during 2021, that was **not** included in your recomputed federal AGI. This includes interest income on state and local bonds, interest and dividend income from tax-exempt bond mutual funds, and tax-exempt money market funds that invest in obligations of states other than New York.

If you purchased a bond between interest dates, include the amount of interest you received during the year, less the seller's accrued interest (the amount accrued from the interest date preceding your purchase to the date you purchased the bond). If you sold a bond between interest dates, include the amount of interest you received during the year plus the accrued interest amount (the amount accrued from the interest date preceding the date you sold the bond to the date you sold the bond). You should have received this information when you purchased or sold the bond.

New York State amount column

Do **not** make this addition for any period you were a **nonresident** unless the addition is attributable to a business, trade, profession, or occupation carried on in New York State.

If you were a **part-year resident**, you must also add the part of the federal amount that you received or that was credited to you for the period you were a resident.



For purposes of this addition, bond premium amortization is **not** allowed as a direct offset to interest income, but rather must be reported as a subtraction modification on Form IT-225 (if the bond premium is attributable to a trade or business) **or** as an itemized deduction additional adjustment on Form IT-196, line 44 (if the bond premium is **not** attributable to a trade or business, but **only** if you itemize).

Line 21 – Public employee 414(h) retirement contributions

Are you a public employee of NYS or its local governments? If **No**, go to line 22.

If **Yes**, enter in both the *Federal amount* column and the *New York State amount* column the amount of 414(h) retirement contributions, if any, shown on your wage and tax statement(s), federal Form W-2, if you are:

- a member of the NYS and Local Retirement Systems, which includes the NYS Employees' Retirement System and the NYS Police and Fire Retirement System; **or**
- a member of the NYS Teachers' Retirement System; **or**
- an employee of the State **or** City University of New York who belongs to the Optional Retirement Program; **or**
- a member of the NYC Employees' Retirement System, the NYC Teachers' Retirement System, the NYC Board of Education Retirement System, the NYC Police Pension Fund or the NYC Fire Department Pension Fund; **or**
- a member of the Manhattan and Bronx Surface Transit Operating Authority (MABSTOA) Pension Plan.

Do not enter contributions to a section 401(k) deferred arrangement, section 403(b) annuity or section 457 deferred compensation plan.

Line 22 – Other additions

Use this line to report other additions that are not specifically listed on Form IT-203.

Enter on line 22, *Federal amount* column, the amount from Form IT-225, line 9. Enter on line 22, *New York State amount* column, the sum of the entries from Form IT-225, lines 1 and 5, column B. Submit Form IT-225 with your return.

New York subtractions**Line 25 – Pensions of New York State and local governments and the federal government**

Did you receive a pension or other distribution from a NYS or local government pension plan or federal government pension plan? If **No**, go to line 26.

If **Yes**, and the pension or distribution amount was included in your recomputed federal AGI, enter in both the *Federal amount* column and *New York State amount* column the amount included in line 10 that represents any pension you received, or distributions made to you from a pension plan which represents a return of contributions in a year prior to retirement, as an officer, employee, or beneficiary of an officer or employee of:

- NYS, including State and City University of New York and NYS Education Department employees who belong to the Optional Retirement Program.
Optional Retirement Program members may only subtract that portion attributable to employment with the State or City University of New York or the NYS Education Department.
- Certain public authorities, including:
 - Metropolitan Transit Authority (MTA) Police 20-Year Retirement Program;
 - Manhattan and Bronx Surface Transit Operating Authority (MABSTOA); **and**
 - Long Island Railroad Company.
- Local governments within the state (for more details see Publication 36, *General Information for Senior Citizens and Retired Persons*).

- The United States, its territories, possessions (or political subdivisions thereof), or any agency or instrumentality of the United States (including the military), or the District of Columbia.

Also include distributions received from a New York State or local pension plan or from a federal government pension plan as a **nonemployee spouse** in accordance with a court-issued qualified domestic relations order (QDRO) that meets the criteria of IRC section 414(p)(1)(A) or in accordance with a domestic relations order (DRO) issued by a New York court. For additional information, see Publication 36.

You may **not** subtract (1) pension payments or return of contributions that were attributable to your employment by an employer other than a New York public employer, such as a private university, and any portion attributable to contributions you made to a supplemental annuity plan which was funded through a salary reduction program; or (2) periodic distributions from government (IRC section 457) deferred compensation plans. However, these payments and distributions may qualify for the pension and annuity income exclusion described in the instructions for line 28 below.

Line 27 – Interest income on U.S. government bonds

Did you include interest income from U.S. government bonds or other U.S. government obligations on lines 2, 6, or 11? If **No**, go to line 28.

If **Yes**, enter in the *Federal amount* column and, if applicable, the *New York State amount* column the amount of interest income earned from bonds or other obligations of the U.S. government.

Dividends you received from a regulated investment company (mutual fund) that invests in obligations of the U.S. government and meet the 50% asset requirement each quarter qualify for this subtraction. The portion of such dividends that may be subtracted is based upon the portion of taxable income received by the mutual fund that is derived from federal obligations.

Contact the mutual fund for further information on meeting the 50% asset requirement and computing your allowable subtraction (if any).

If you include an amount on line 27 from more than one line on Form IT-203, submit a schedule showing the breakdown from each line.

Do not list the same interest more than once on lines 27 and 29; see the instructions for Form IT-225, subtraction modification numbers S-121 and S-123.

Line 28 – Pension and annuity income exclusion

Did you enter an amount on line 9 or 10 that was not from a NYS or local government pension plan or federal government pension plan? If **No**, go to line 29.

Federal amount column

If **Yes**, and you were 59½ before January 1, 2021, enter the qualifying pension and annuity income included in your 2021 recomputed federal AGI, **but not more than \$20,000**. If you became 59½ during 2021, enter only the amount received after you became 59½, **but not more than \$20,000**. If you received pension and annuity income and are married, or received pension and annuity income as a beneficiary, see below.

\$20,000 limit

You may **not** take a pension and annuity income exclusion that exceeds \$20,000, regardless of the source(s) of the income.

Qualifying pension and annuity income includes:

- periodic payments for services you performed as an employee before you retired;
- periodic and lump-sum payments from an IRA, but **not** payments derived from contributions made after you retired;
- periodic distributions from government (IRC section 457) deferred compensation plans;
- periodic distributions from an annuity contract (IRC section 403(b)) purchased by an employer for an employee and the employer is a corporation, community chest, fund, foundation, or public school;
- periodic payments from an HR-10 (Keogh) plan, but **not** payments derived from contributions made after you retired;
- lump-sum payments from an HR-10 (Keogh) plan, but only if federal Form 4972 is not used. Do **not** include that part of your payment that was derived from contributions made after you retired;
- periodic distributions of benefits from a cafeteria plan (IRC section 125) or a qualified cash or deferred profit-sharing or stock bonus plan (IRC section 401(k)), but not distributions derived from contributions made after you retired.

Qualifying pension and annuity income does not include:

- Distributions received as a **nonemployee spouse** in accordance with a court-issued qualified domestic relations order (QDRO) that meets the criteria of IRC section 414(p)(1)(A) or in accordance with a domestic relations order (DRO) issued by a New York court. For additional information, see Publication 36.
- Distributions received as a result of an **annuity contract** purchased with your own funds from an insurance company or other financial institution. The payments are attributable to premium payments made by you, from your own funds, and are not attributable to personal services performed. For additional information, see Publication 36.

Married taxpayers

If you both qualify, you and your spouse can each subtract up to \$20,000 of your own pension and annuity income. However, you cannot claim any unused part of your spouse's exclusion.

Example: *Chris and Pat, both age 62, included total pension and annuity income of \$45,000 in their recomputed federal AGI on their joint federal tax return. Chris received qualifying pension and annuity payments totaling \$30,000 and Pat received qualifying payments totaling \$15,000. They are filing a joint New York State resident personal income tax return. Chris may claim the maximum pension and annuity income exclusion of \$20,000, and Pat may claim an exclusion of \$15,000, for a total pension and annuity income exclusion of \$35,000.*

Beneficiaries

If you received a decedent's pension and annuity income, you may make this subtraction if the decedent would have been entitled to it, had the decedent continued to live, regardless of your age. If the decedent would have become 59½ during 2021, enter only the amount received after the decedent would have become 59½, but not more than \$20,000.

In addition, the pension and annuity income exclusion of the decedent that you are eligible to claim as a beneficiary must first be reduced by the amount subtracted on the decedent's New York State personal income tax return, if any. The total pension and annuity income exclusion claimed by the decedent and the decedent's beneficiaries cannot exceed \$20,000.

If the decedent has more than one beneficiary, the decedent's \$20,000 pension and annuity income exclusion must be allocated

among the beneficiaries. Each beneficiary's share of the \$20,000 exclusion is determined by multiplying \$20,000 by a fraction, whose numerator is the value of the pensions and annuities inherited by the beneficiary, and whose denominator is the total value inherited by all beneficiaries.

Example: *A taxpayer received pension and annuity income totaling \$6,000 as a beneficiary of a decedent who was 59½ before January 1, 2021. The decedent's total pension and annuity income was \$24,000, shared equally among four beneficiaries. Each beneficiary is entitled to one-quarter of the decedent's pension exclusion, or \$5,000 (\$20,000 divided by 4). The taxpayer also received a qualifying pension and annuity payment of \$14,000 in 2021. The taxpayer is entitled to claim a pension and annuity income exclusion of \$19,000 (\$14,000 attributable to the taxpayer's own pension and annuity payment, plus \$5,000 received as a beneficiary *).*

* The total amount of the taxpayer's pension and annuity income exclusion that can be applied against the taxpayer's pension and annuity income received as a beneficiary is limited to the taxpayer's share of the decedent's pension and annuity income exclusion.

Disability income exclusion

If you are also claiming the disability income exclusion (Form IT-225, S-124), the total of your pension and annuity income exclusion and disability income exclusion cannot exceed \$20,000.

New York State amount column**Nonresidents**

If you received pension or annuity income as a nonresident of New York State, and were required to report it in the *New York State amount* column on line 10 and it qualifies for the pension and annuity income exclusion (see above), enter that amount, but not more than \$20,000, in the *New York State amount* column.

However, if you allocated the amount included on line 10, in the *New York State amount* column because you performed services inside and outside New York State, then you must allocate the pension and annuity exclusion in the same manner, using the same allocation percentage (but not more than \$20,000).

Part-year residents

You may be entitled to deduct in the *New York State amount* column a pension and annuity income exclusion of up to \$20,000 for each of your taxable periods.

For your period of residence, include that part of the qualifying pension and annuity income that you received during the period you were a resident, but not more than \$20,000.

For your period of nonresidence, include only that part of the qualifying pension and annuity income you received during the period you were a nonresident that was required to be included in the line 10, *New York State amount* column, but not more than \$20,000. If you allocated the pension and annuity income that you received during your nonresident period to New York because it was attributable to services performed inside and outside New York State, you must allocate the pension and annuity income exclusion using the same allocation percentage applied to your pension and annuity income included on line 10 (but not more than \$20,000).

Line 29 – Other subtractions

Use this line to report other subtractions that are not specifically listed on Form IT-203.

Step 4 – Calculate your New York additions and subtractions (continued)

Enter on line 29, *Federal amount* column, the amount from Form IT-225, line 18. Enter on line 29, *New York State amount* column, the sum of the entries from Form IT-225, lines 10 and 14, column B. Submit Form IT-225 with your return.

Line 31 – New York adjusted gross income

In the amount boxes to the left of line 45, enter the amounts from line 31 in the *Federal amount* column and the *New York State amount* column. If the amount on line 31 in either the *Federal amount* column or the *New York State amount* column is zero or less, skip lines 32 through 44; enter **0** on line 45; and continue on line 47.

 **Do not leave line 31 blank.**


Step 5 – Enter your New York standard or New York itemized deduction and dependent exemption amounts

Line 33 – Standard or itemized deduction

Determine which deduction to use:

1. You may take either the New York standard deduction or the New York itemized deduction. Use the New York **standard deduction table** below to find the standard deduction amount for your filing status.
2. Use Form IT-196, *New York Resident, Nonresident, and Part-Year Resident Itemized Deductions*, and its instructions to compute your New York itemized deduction. Compare the Form IT-196, line 49 amount to your New York standard deduction amount from the standard deduction table. For greater tax savings, enter the **larger** of these amounts on line 33 and mark an **X** in the appropriate box, **Standard** or **Itemized**.

Note: If you choose the itemized deduction, you must submit Form IT-196 with your return.

 If you are married and filing separate returns (filing status ③), both of you must take the standard deduction unless both of you elect to itemize deductions on your New York returns.

Note: If you paid qualified college tuition expenses, your New York itemized deduction may be increased to an amount greater than your New York standard deduction. You should complete Form IT-196 to determine if your allowable New York itemized deduction is greater than your standard deduction.

Line 35 – Dependent exemptions

The value of each New York State **dependent** exemption is \$1,000.

Enter on line 35 the **number** of your dependents listed on Form IT-203, item I (and on *Form IT-203 - item I continued*, if needed).

Lines 36 and 37 – Taxable income

Subtract line 35 from line 34. The result is your taxable income. Enter this amount on both line 36 and line 37. If line 35 is more than line 34, leave line 36 and line 37 blank.

**New York State
standard deduction table**

Filing status <i>(see page 13)</i>	Standard deduction <i>(enter on line 33)</i>
① Single and you marked item C Yes	\$ 3,100
① Single and you marked item C No	8,000
② Married filing joint return	16,050
③ Married filing separate return	8,000
④ Head of household (with qualifying person)	11,200
⑤ Qualifying widow(er)	16,050

Step 6 – Compute your taxes

Line 38 – New York State tax

Is **line 32** (your New York AGI) \$107,650 or less?

If **Yes**, find your New York State tax using the *2021 New York State Tax Table* on pages 49 through 56, or if **line 37** is \$65,000 or more, use the *New York State tax rate schedule* on page 57. Enter the tax due on line 38.

If **No**, see *Tax computation – New York AGI of more than \$107,650*, beginning on page 58.

Line 39 – New York State household credit

If you marked the **Yes** box at item C on the front of Form IT-203, you do not qualify for this credit and should go to line 40. If you marked **No**, use the appropriate table (1, 2, or 3) and the notes on page 29 to determine the amount to enter on line 39.

- **Filing status ① only (Single)** - Use *New York State household credit table 1*.
- **Filing status ②, ④ and ⑤** Use *New York State household credit table 2*.
- **Filing status ③ only (Married filing separate return)** - Use *New York State household credit table 3*.

New York State household credit table 1
Filing status ① only (Single)

If your recomputed federal AGI (see Note 1) is over:	but not over	enter on Form IT-203, line 39:
\$ (see Note 2)	\$ 5,000	\$ 75
5,000	6,000	60
6,000	7,000	50
7,000	20,000	45
20,000	25,000	40
25,000	28,000	20
28,000	No credit is allowed; do not make an entry on Form IT-203, line 39.	

New York State household credit table 2
Filing status ②, ④ and ⑤

If your recomputed federal AGI (see **Note 1**) is:

Over	but not over
\$ (see Note 2)	\$ 5,000
5,000	6,000
6,000	7,000
7,000	20,000
20,000	22,000
22,000	25,000
25,000	28,000
28,000	32,000
32,000	No credit is allowed; do not make an entry on Form IT-203, line 39.

And the number of dependents listed on Form IT-203, item I, plus one for you (and one for your spouse if *Married filing joint return*) is:

	1	2	3	4	5	6	7	over 7 (see Note 3)
Enter on Form IT-203, line 39:								
\$90	105	120	135	150	165	180	15	
75	90	105	120	135	150	165	15	
65	80	95	110	125	140	155	15	
60	75	90	105	120	135	150	15	
60	70	80	90	100	110	120	10	
50	60	70	80	90	100	110	10	
40	45	50	55	60	65	70	5	
20	25	30	35	40	45	50	5	

New York State household credit table 3 (see Note 5)
Filing status ③ only (Married filing separate return)

If your recomputed federal AGI (see **Note 4**) total from both returns is:

Over	but not over
\$ (see Note 2)	\$ 5,000
5,000	6,000
6,000	7,000
7,000	20,000
20,000	22,000
22,000	25,000
25,000	28,000
28,000	32,000
32,000	No credit is allowed; do not make an entry on Form IT-203, line 39.

And the number of dependents (from both returns) listed on Form IT-203, item I (Form IT-201, item H) plus one for you and one for your spouse is:

	1	2	3	4	5	6	7	over 7 (see Note 3)
Enter on Form IT-203, line 39:								
\$45	53	60	68	75	83	90	8	
38	45	53	60	68	75	83	8	
33	40	48	55	63	70	78	8	
30	38	45	53	60	68	75	8	
30	35	40	45	50	55	60	5	
25	30	35	40	45	50	55	5	
20	23	25	28	30	33	35	3	
10	13	15	18	20	23	25	3	

Use these notes for New York State household credit tables 1 through 3

- Note 1** For most taxpayers, recomputed federal AGI is the amount from **Form IT-203, line 19a, Federal amount** column. However, if on Form IT-203 you entered special condition code **A6** (for Build America Bond (BAB) interest), your recomputed federal AGI is the line 19a amount minus any BAB interest that was included in the line 19a amount.
- Note 2** This amount could be **0** or a negative amount.
- Note 3** For each individual over 7, add the amount in this column to the column 7 amount.
- Note 4** For most taxpayers, recomputed federal AGI is the amount from **Form IT-203, line 19a, Federal amount** column (or Form IT-201, line 19a). However, if on your NYS return(s) you or your spouse entered special condition code **A6** (for Build America Bond (BAB) interest), recomputed federal AGI is the line 19a amount minus any BAB interest that was included in the line 19a amount. If your spouse was not required to file a New York State return, use your spouse's federal AGI as reported on their federal return (minus any BAB interest included in that amount).
- Note 5** The credit amounts have been rounded (see page 4).

Line 41 – New York State child and dependent care credit

Would you qualify to claim the **federal** child and dependent care credit for 2021 based on your recomputed federal AGI (whether or not you actually claimed it)?

If **No**, you do not qualify for this credit. Go to line 42.

If **Yes**, complete Form IT-216, *Claim for Child and Dependent Care Credit*, and transfer the amount from Form IT-216 to Form IT-203, line 41. Submit Form IT-216 with your return.

For more information, see the instructions for Form IT-216.

Line 43 – New York State earned income credit

Did you claim the **federal** earned income credit for 2021 on your federal income tax return or could you have claimed it based on your recomputed federal AGI?

If **No**, you do not qualify for this credit. Go to line 44.

If **Yes**, review the instructions for Form IT-215, *Claim for Earned Income Credit*, to see if you qualify for this credit. If you qualify, complete Form IT-215, and transfer the amount from Form IT-215 to Form IT-203, line 43. Submit Form IT-215 with your return.

If the IRS is computing your federal earned income credit, write **EIC** in the box to the left of the money column and leave the money column blank on line 43. You must complete Form IT-203, lines 45, 47, 49, 51 through 57, and 60 through 65, but **do not complete** lines 66 through 71.

Complete Form IT-215, lines 1 through 9 (and lines 21, 23, and 24, if you are a part-year resident), and submit it with your return. The Tax Department will compute your New York State earned income credit and the resulting refund or amount due.

If you are due a refund, we will send you the refund along with an explanatory statement. If you owe tax, you will receive a bill that must be paid within 21 days, or by April 18, 2022, whichever is later.

Line 45 – Income percentage

To compute your income percentage, divide the amount from line 31 in the *New York State amount* column by the amount from line 31 in the *Federal amount* column. (These amounts must be entered in the boxes to the left of line 45.) **Round the result to the fourth decimal place.** For example, if the amounts used were \$12,000 divided by \$36,000, the result would be .3333. Enter this decimal on line 45; **do not convert to a percentage.**

If the amount on line 31 in either the *Federal amount* column or *New York State amount* column is zero or less, enter **0** on line 45.

If the amount on line 31 in the *New York State amount* column is more than the amount on line 31 in the *Federal amount* column, **the income percentage will be more than 100%**. For example,

if the amounts used were \$25,000 divided by \$15,000, the result would be 1.6667.

If you used Form IT-230, Part 2, you must complete the *Nonresident and part-year resident income percentage schedule* of Form IT-230-I, *Instructions for Form IT-230*, to compute the income percentage to enter on line 45.

Line 47 – New York State nonrefundable credits

See the credit charts beginning on page 7 for a list of nonrefundable credits. If you are claiming any nonrefundable credits, complete the appropriate credit forms and Form IT-203-ATT. Transfer the amount of nonrefundable credits to line 47. **You must submit the completed credit forms and Form IT-203-ATT with your return.**

Line 49 – Net other New York State taxes

If you are subject to any other taxes, complete the appropriate forms and Part 2 of Form IT-203-ATT. Transfer the total amount of net other New York State taxes to line 49. **You must submit the completed forms and Form IT-203-ATT with your return.**

Line 51 – Part-year New York City resident tax

If you were a New York City resident for part of 2021, complete Form IT-360.1, *Change of City Resident Status*. Enter the tax amount on line 51 and submit Form IT-360.1 with your return. For more information see Form IT-360.1-I, *Instructions for Form IT-360.1*.

Line 52 – Part-year resident nonrefundable New York City child and dependent care credit

Would you qualify to claim the federal child and dependent care credit for 2021 based on your recomputed federal AGI (whether or not you actually claimed it) and:

- 1) have recomputed federal AGI* of \$30,000 or less, and
- 2) have a qualifying child under 4 years of age as of December 31, 2021,

you may qualify for this credit. Review the instructions for Form IT-216 and, if you qualify, complete Form IT-216 and transfer the amount from Form IT-216 to Form IT-203, line 52. Submit Form IT-216 with your return.

* For most taxpayers, recomputed federal AGI is the amount from Form IT-203, line 19a, *Federal amount* column. However, if on Form IT-203 you entered special condition code **A6** (for Build America Bond (BAB) interest), your recomputed federal AGI is the line 19a amount minus any BAB interest that was included in the line 19a amount.

Line 52b – Metropolitan Commuter Transportation Mobility Tax (MCTMT) net earnings base

Are you subject to the MCTMT?


If **No**, go to line 53.

If **Yes**, report your net earnings base on this line.

The MCTMT is imposed on self-employed individuals (including partners or members in partnerships, limited liability partnerships (LLPs) that are treated as partnerships, and limited liability companies (LLCs) that are treated as partnerships) engaging in business within the Metropolitan Commuter Transportation District (MCTD). Hereafter, partners and members will be collectively referred to as partners. Partnerships, including LLPs and LLCs treated as partnerships, will be collectively referred to as partnerships.

The MCTD consists of New York City (the counties of New York (Manhattan), Bronx, Kings (Brooklyn), Queens, and Richmond (Staten Island)) as well as the counties of Rockland, Nassau, Suffolk, Orange, Putnam, Dutchess, and Westchester.

The MCTMT is imposed at a rate of .34% (.0034) of an individual's net earnings from self-employment allocated to the MCTD. MCTMT is imposed if your net earnings from self-employment allocated to the MCTD **exceed \$50,000** for the year (computed on an individual basis, even if you file a joint income tax return).

 You must calculate your MCTMT net earnings base separately for each source of self-employment income that has business activity in the MCTD. If you have more than one source, combine all the individual amounts on line 52b. This is done by taking your net earnings from self-employment (see definition below) from each source and multiplying them by the MCTD allocation percentage for each source (see *Determining the MCTD allocation percentage* below).

Note: If you are filing a joint return, you and your spouse must each calculate the \$50,000 threshold on an individual basis. If both spouses' individually calculated MCTMT base exceeds \$50,000, then enter the combined total on line 52b. If either spouse's calculated MCTMT base is \$50,000 or less, do not include that amount on line 52b.

Determining the MCTD allocation percentage for each source of self-employment income:

- **START-UP NY** approved business owners or partners of an approved business who have net earnings from self-employment allocated to the MCTD, must complete Form IT-6-SNY, *Metropolitan Commuter Transportation Mobility Tax (MCTMT) for START-UP NY*. If you have other sources of self-employment income allocated to the MCTD (other than the START-UP NY income), calculate those amounts as shown below. You must include all your net earnings from self-employment allocated to the MCTD on Form IT-6-SNY, line 1.
- **Partners** must allocate partnership income to the MCTD based on the partnership's allocation. Partners will receive their MCTD allocation percentage from their partnership on Form IT-204-IP, *New York Partner's Schedule K-1*, line 29b. Multiply your net partnership income by this percentage to determine the amount to include on line 52b.
If you are a partner in more than one partnership, calculate the amount separately for each partnership.
- **All others** – if all of your net earnings from self-employment are from business activity **carried on inside the MCTD**, all of your net earnings from self-employment are allocated to the MCTD. Include the total net earnings from self-employment for that source on line 52b. If your net earnings from

self-employment are from **business activity both inside and outside the MCTD**, you must complete Form IT-203-A, *Business Allocation Schedule*, to calculate the amount to include on line 52b. **Note:** For the definition of *business activity* inside and outside the MCTD, see Form IT-203-A.

Example: *Pat is a partner in a partnership XYZ doing business in the MCTD. Pat also reports net earnings from self-employment from two Schedule C businesses. Business A carries on business both in and out of the MCTD. Business B carries on business only inside the MCTD. Pat would calculate the amount to enter on line 52b as follows:*

1) Net partnership income \$80,000 multiplied by 65% (.65), the amount shown on Form IT-204-IP, line 29b	= \$52,000
2) Business B's net earnings from self-employment of \$36,000	= \$36,000
3) Business A's net earnings from self-employment of \$30,000. Since the business is carried on both in and out of the MCTD, use Form IT-203-A to calculate the amount to include: Net earnings of \$30,000 × 40% (Form IT-203-A, line 8)	= <u>\$12,000</u>
Total amount to be included on line 52b	= \$100,000

Net earnings from self-employment generally is the amount reported on federal Form 1040, Schedule SE, Part 1, line 6 derived from the source of self-employment income.

Under IRC section 1402, income from certain employment is treated as income from a trade or business, and is reported on federal Schedule SE as net earnings from self-employment. Accordingly, the income is included in an individual's computation of net earnings from self-employment allocated to the MCTD and is subject to the MCTMT. Types of employment treated as a trade or business under IRC section 1402 include but are not limited to:

- services performed by a United States citizen employed by a foreign government, the United Nations, or other international organization;
- services performed by a church employee if the church or other qualified church-controlled organization has a certificate in effect electing an exemption from employer Social Security and Medicare taxes; and
- qualified services performed by a minister, a member of a religious order who has not taken a vow of poverty, or a Christian Science practitioner or reader.

If your net earnings from self-employment are not subject to federal self-employment tax (for example, nonresident aliens), use federal Schedule SE (Form 1040) to compute your net earnings from self-employment as if they were subject to the tax.

For more information, see Publication 420, *Guide to the Metropolitan Commuter Transportation Mobility Tax*.

Line 52c – MCTMT

Multiply the amount on line 52b by .34% (.0034).

Line 53 – Yonkers nonresident earnings tax

Did you earn wages or conduct a trade or business in Yonkers either as an individual or as a member of a partnership? If **No**, go to line 54.

If **Yes**, complete Form Y-203, *Yonkers Nonresident Earnings Tax Return*. Enter the amount of tax on line 53 and submit Form Y-203 with your return.

Line 54 – Part-year Yonkers resident income tax surcharge

If you were a resident of Yonkers for part of 2021, complete Form IT-360.1, *Change of City Resident Status*. Enter the tax amount on line 54 and submit Form IT-360.1 with your return.

Line 56 – Sales or use tax

Report your sales or use tax liability on this line.

You owe sales or compensating use tax if you:

- purchased an item or service subject to tax that is delivered to you in New York State without payment of New York State and local tax to the seller; or
- purchased an item or service outside New York State that is subject to tax in New York State (and you were a resident of New York State at the time of purchase) with subsequent use in New York State.

Note: You may be entitled to a credit for sales tax paid to another state. See the exact calculation method in the instructions for Form ST-140, *Individual Purchaser’s Annual Report of Sales and Use Tax*.

For sales and use tax purposes, a resident includes persons who have a permanent place of abode in the state. Accordingly, you may be a resident for sales tax purposes even though you may not be a resident for income tax purposes. See the instructions for Form ST-140 for more information.

You may not use this line to report:

- any sales and use tax on business purchases if the business is registered for sales and use tax purposes. You must report this tax on the business’s sales tax return.
- any unpaid sales and use tax on motor vehicles, trailers, all-terrain vehicles, vessels, or snowmobiles. This tax is paid directly to the Department of Motor Vehicles (DMV). If you will not be registering or titling it at the DMV, you should remit the tax directly to the Tax Department using Form ST-130, *Business Purchaser’s Report of Sales and Use Tax*, or Form ST-140.

An unpaid sales or use tax liability commonly arises if you made purchases through the Internet, by catalog, from television shopping channels, or on an Indian reservation, or if you purchased items or services subject to tax in another state and brought them back to New York for use here.

Example 1: *You purchased a computer over the Internet that was delivered to your house in Monroe County, New York, from an out-of-state company and did not pay sales tax to that company.*

Example 2: *You purchased a book on a trip to New Hampshire that you brought back to your residence in Nassau County, New York, for use there.*

You may also owe an additional **local** tax if you use property or services in another locality in New York State, other than the locality to which you paid tax. You owe use tax to the second locality if you were a resident of that locality at the time of the purchase and its rate of tax is higher than the rate of tax originally paid.

Failure to pay sales or use tax may result in the imposition of penalty and interest. The Tax Department conducts routine audits based on information received from third parties, including the U.S. Customs Service and other states.

If you owe sales or use tax, you may report the amount you owe on your personal income tax return rather than filing Form ST-140.

Using the sales and use tax chart below is an easy way to compute your liability for all your purchases of items or services costing less than \$1,000 each (excluding shipping and handling) that are not related to a business, rental real estate, or royalty activities.

You must use Form ST-140 to calculate your sales and use tax liability to be reported on this return if any of the following apply:

- You prefer to calculate the exact amount of sales and use tax due.
- You owe sales or use tax on an item or service costing \$1,000 or more (excluding shipping and handling).
- You owe sales or use tax for purchases related to a business not registered for sales tax purposes, rental real estate, or royalty activities.

Include the amount from Form ST-140, line 4, on Form IT-203, line 56. **Do not submit Form ST-140 with your return.**

If the amount reported on line 56 is \$1,700 or more, you must complete Form IT-135, *Sales and Use Tax Report for Purchases of Items and Services Costing \$25,000 or More*, and submit it with your return.

If you do not owe any sales or use tax, you must enter 0 on line 56. Do not leave line 56 blank.

For additional information on when you may owe sales or use tax to New York, see TB-ST-913, *Use Tax for Individuals (including Estates and Trusts)*. For more information on taxable and exempt goods and services, see TB-ST-740, *Quick Reference Guide for Taxable and Exempt Property and Services*.

Sales and use tax chart

If your recomputed federal AGI (line 19a, Federal amount column) is:

	Enter on line 56:
up to \$15,000 *	\$ 3
\$ 15,001 - \$ 30,000	6
30,001 - 50,000	11
50,001 - 75,000	16
75,001 - 100,000	21
100,001 - 150,000	27
150,001 - 200,000	36
200,001 and greater	.0185% (.000185) of income, or \$125, whichever amount is smaller

* This may be any amount up to \$15,000, including 0 or a negative amount.

You may use this chart for purchases of items or services costing less than \$1,000 each (excluding shipping and handling). You may not use this chart for purchases related to a business, rental real estate, or royalty activities, regardless of the amount.

If you maintained a permanent place of abode in New York State for sales and use tax purposes for only part of the year, multiply the tax amount from the chart by the number of months you maintained the permanent place of abode in New York State and divide the result by 12. (Count any period you maintained the abode for more than one-half month as one month.)

Step 7 – Add voluntary contributions

Line 57

Do you want to make any voluntary contributions to the funds listed on Form IT-227?

If **No**, go to line 58.

If **Yes**, complete Form IT-227 and enter the amount from Part 2, line 1. Submit Form IT-227 with your return.

For a detailed description of the funds, see our website at www.tax.ny.gov (search: IT-227).

Your contribution(s) will reduce your refund or increase your tax payment. You cannot change the amount(s) you give after you file your return.

Step 8 – Enter your payments and credits

Line 60 – Part-year New York City school tax credit (fixed amount)

If you are **not** a New York City part-year resident, you do not qualify to claim this credit. Go to line 61.

If you are a New York City part-year resident and marked the **Yes** box at item C on the front of Form IT-203 indicating that you can be claimed as a dependent on another taxpayer's federal return, **or** your income* (see chart below) is more than \$250,000, you do not qualify for this credit. Go to line 61.

If you are a New York City part-year resident and marked the **No** box at item C on the front of Form IT-203 indicating that you **cannot** be claimed as a dependent on another taxpayer's federal return **and** your income* is \$250,000 or less, determine your credit using the chart below. At item E on the front page of your Form IT-203, be sure you have entered the number of months you, and your spouse if applicable, lived in New York City.

If you are filing status ①, ③, or ④, determine your credit using the second column in the tax credit proration chart.

If you are filing status ⑤, determine your credit using the third column in the tax credit proration chart.

If you are filing status ②, and both spouses were part-year city residents, determine your credit using the third column in the tax credit proration chart. If both spouses do not have the same city resident period, determine the credit using the number of months for the spouse with the longer city resident period.

Example: You were a 5-month New York City resident and your spouse was an 8-month New York City resident. Your income* was less than \$250,000 and you marked filing status ②, married filing joint return. You are entitled to a credit of \$83 (using the 8-month period).

If one spouse was a New York City part-year resident and the other spouse was a city nonresident for the entire year, determine the part-year resident's credit using the second column and filing status ③. The nonresident spouse may not take a credit.

Part-year New York City school tax credit (fixed amount) proration chart

Resident period (number of months)	If your income* is \$250,000 or less, and	
	Your filing status is ①, ③ or ④, your credit** is:	Your filing status is ② or ⑤, your credit** is:
1	\$ 5	\$ 10
2	10	21
3	16	31
4	21	42
5	26	52
6	31	63
7	36	73
8	42	83
9	47	94
10	52	104
11	57	115
12	63	125

* **Income**, for purposes of determining your New York City school tax credit, means your recomputed federal AGI from Form IT-203, line 19a (*Federal amount* column), minus distributions from an individual retirement account and an individual retirement annuity, from Form IT-203, line 9 (*Federal amount* column), if they were included in your recomputed federal AGI.

** The statutory credit amounts have been rounded (see page 4).

Line 60a – Part-year New York City school tax credit (rate reduction amount)

If you are **not** a New York City part-year resident, you do not qualify to claim this credit. Go to line 61.

If you are a New York City part-year resident and you marked the **Yes** box at item C on the front of Form IT-203 indicating that you can be claimed as a dependent on another taxpayer's federal return, you do not qualify to claim this credit. Go to line 61.

If you are a New York City part-year resident and you marked **No** at item C on the front of Form IT-203, use your New York City taxable income (see below) to compute your credit.

Filing status ② (Married filing joint return) only: You must compute and use the **combined** New York City taxable income of both spouses:

- If both spouses were part-year city residents in 2021, and each spouse was required to complete a separate Form IT-360.1, combine the line 47 amounts from both forms.
- If only one spouse was a part-year city resident in 2021, use the amount from their Form IT-360.1, line 47.

All others: Use the amount from Form IT-360.1, line 47.

Calculation of NYC school tax credit (rate reduction amount) for married filing jointly and qualifying widow(er)		
If city taxable income is:		The credit is:
over	but not over	
\$ 0	\$ 21,600	.171% of taxable income
21,600	500,000	\$37 plus .228% of the excess over \$21,600

Calculation of NYC school tax credit (rate reduction amount) for single and married filing separately		
If city taxable income is:		The credit is:
over	but not over	
\$ 0	\$ 12,000	.171% of taxable income
12,000	500,000	\$21 plus .228% of the excess over \$12,000

Calculation of NYC school tax credit (rate reduction amount) for head of household		
If city taxable income is:		The credit is:
over	but not over	
\$ 0	\$ 14,400	.171% of taxable income
14,400	500,000	\$25 plus .228% of the excess over \$14,400

Line 61 – Other refundable credits

See the credit charts beginning on page 7 for a listing of credits that can be refunded. If you are claiming any refundable credits, complete the appropriate credit forms and Form IT-203-ATT. Transfer the amount of refundable credits to line 61. **You must submit the completed credit forms and Form IT-203-ATT with your return.**

Lines 62, 63, and 64 – Total New York State, New York City, and Yonkers tax withheld


If you received a federal Form W-2, *Wage and Tax Statement*, verify that your Social Security number on your federal Form W-2 is correct. If there is an error, contact your employer to issue you a corrected form (Form W-2c, *Corrected Wage and Tax Statement*). **You must complete Form(s) IT-2, Summary of W-2 Statements, for any federal Form(s) W-2 (or W-2c) you received.** You must complete a W-2 record even if your federal Form W-2 does not show any NYS, New York City (NYC), or Yonkers wages or tax withheld. In addition, if you received foreign income but did not receive a federal Form W-2, you must complete Form IT-2. If you had New York State, New York City, or Yonkers tax withheld from annuities, pensions, retirement pay, or IRA payments, you must complete Form(s) IT-1099-R, *Summary of Federal Form 1099-R Statements*.

Enter on the appropriate line your total New York State, New York City, and Yonkers tax withheld from:

- Form(s) IT-2, and
- Form(s) IT-1099-R, and
- Form 1099-G, *Certain Government Payments*, and
- Form W-2G, *Certain Gambling Winnings*.

Submit Form(s) IT-2 and Form(s) IT-1099-R with your Form IT-203. In addition, submit any federal Forms 1099-G or W-2G that show any NYS, NYC, or Yonkers tax withheld. Do **not** submit federal Form W-2 or 1099-R with your return. Keep copies of those forms and the forms you submitted with your return for your records.

Check your withholding for 2022



 If, after completing your 2021 tax return, you want to change the amount of New York State, New York City, and Yonkers tax withheld from your paycheck, complete Form IT-2104, *Employee's Withholding Allowance Certificate*, and give it to your employer.

If your income is subject to allocation and you want to have your withholding adjusted to reflect the allocation, complete Form IT-2104.1, *New York State, City of New York, and City of Yonkers Certificate of Nonresidence and Allocation of Withholding Tax*, and give it to your employer.

If you change residence, or if you are a nonresident and the percentage of services you perform within the state or city changes substantially, you must notify your employer within 10 days.

Line 65 – Total estimated tax payments and amount paid with Form IT-370

Enter the total of:

- Your 2021 estimated tax payments for New York State, New York City, Yonkers, and MCTMT (include your last installment even if paid in 2022). If you marked filing status  but made separate 2021 estimated tax payments (Form IT-2105), enter your combined total estimated tax paid;
- Any amount of estimated income tax paid with Form IT-2663, *Nonresident Real Property Estimated Income Tax Payment Form*, and Form IT-2664, *Nonresident Cooperative Unit Estimated Income Tax Payment Form*, and any amount of estimated income tax paid on your behalf by a partnership, S corporation, or LLC of which you are a partner, shareholder, or member;
- Any amount of overpayment from your 2020 personal income tax return that you applied to your 2021 estimated tax (if this amount was adjusted by the Tax Department, use the adjusted amount); **and**
- Any amount you paid with Form IT-370, *Application for Automatic Six-Month Extension of Time to File for Individuals (or Form IT-370-V, Payment Voucher and instructions for Form IT-370 Filed Online)*. If you marked filing status  but you and your spouse filed separate Forms IT-370, enter the total amount you and your spouse paid.

Do not include any amounts you paid for the New York City unincorporated business tax. File New York City's Form NYC-202 or NYC-202S directly with the New York City Department of Finance.

You can check your balance and reconcile your estimated tax account by going to our website or by writing us at:

NYS TAX DEPARTMENT
ESTIMATED TAX UNIT
W A HARRIMAN CAMPUS
ALBANY NY 12227-0822

If not using U.S. Mail, see Publication 55, *Designated Private Delivery Services*.

If you are a beneficiary of an estate or trust and are claiming your portion of any payment of estimated taxes allocated to you by the estate or trust, include your amount on line 65 and submit a copy of the notification issued by the estate or trust with your return. This notification must include the name and identifying number of the estate or trust and the amount allocated to you.

Step 9 – Calculate your refund or the amount you owe

Line 67 – Amount overpaid

If you have to pay an estimated tax penalty (see line 71 instructions), subtract the penalty from the overpayment and enter the net overpayment on line 67.

Your net overpayment can be:

1. refunded to you (enter amount on line 68 or 68b);
2. applied to your 2022 estimated tax (enter on line 69);
3. directly deposited into a NYS 529 account (line 68a); **or**
4. divided between options 1, 2, and 3.

If your estimated tax penalty on line 71 is greater than your overpayment on line 67, enter the difference on line 70 (amount you owe).

Collection of debts from your overpayment


We will keep all or part of your overpayment (refund) if you owe a New York State tax liability or a New York City or Yonkers personal income tax liability or MCTMT liability, if you owe past-due support or a past-due legally enforceable debt to the IRS, to a New York State agency, or to another state, if you defaulted on a governmental education, state university, or city university loan, or if you owe a New York City tax warrant judgment debt. We will refund any amount that exceeds your debt.

A New York State agency includes any state department, board, bureau, division, commission, committee, public authority, public benefit corporation, council, office, or other entity performing a governmental or proprietary function for the state or a social services district.

If you have questions about whether you owe a past-due legally enforceable debt to the IRS, to another state, or to a New York State agency, contact the IRS, the other state, or the New York State agency.

For New York State tax liabilities or New York City or Yonkers personal income tax liabilities or MCTMT liabilities, call 518-457-5434 or write to: NYS Tax Department, Civil Enforcement Division, W A Harriman Campus, Albany NY 12227-4000. If not using U.S. Mail, see Publication 55.

Disclaiming of spouse's debt

If you marked filing status  and you do not want to apply your part of the overpayment to your spouse's debt because you are not liable for it, complete Form IT-280, *Nonobligated Spouse Allocation*, and submit it with your original return. We need the information on Form IT-280 to process your refund as quickly as possible. You cannot file an amended return to disclaim your spouse's debt after you have filed your original return.

We will notify you if we keep your overpayment because of a past-due legally enforceable debt to the IRS or a tax debt to another state. You cannot use Form IT-280 to disclaim liability for a legally enforceable debt to the IRS, or to disclaim a tax liability owed to another state. You must contact the other state to resolve your responsibility for the asserted liability.

Line 68 – Amount of line 68 available for refund

Subtract the amount on line 69 (estimated tax) from line 67. This is the amount available for refund.

Line 68a – NYS 529 account deposit


You may directly deposit all or a portion of your refund in up to three NYS 529 college savings accounts. Use Form IT-195 and its instructions, beginning on page 40, to report the amount of your refund that you want deposited into a NYS 529 college savings account(s). The election to contribute all or a portion of your refund into a NYS 529 account(s) cannot be changed once your original return is filed. Therefore, do not submit Form IT-195 with an amended return.

Enter on line 68a, the amount from Form IT-195, line 4.

Line 68b – Total refund after NYS 529 account deposit

You must file a return to get a refund.

Enter the amount of overpayment you want refunded to you. You have two ways to receive your refund. You can choose either **direct deposit** to have the funds deposited directly into your bank account, or you can choose a **paper check** mailed to you. Mark an **X** in one box to indicate your choice.


 If you choose to deposit all or a portion of your overpayment amount (line 67) into one or more NYS 529 accounts, see the instructions for line 68a, Form IT-195, *Allocation of Refund*, and its instructions, on page 40 (of Form IT-203-I).

Refund options

Direct deposit

Direct deposit is the **fastest and easiest** way to get your refund.

If you choose direct deposit, enter your account information on line 73 for a fast and secure direct deposit of your refund (see line 73 instructions). Generally, the Tax Department will **not** notify you that your refund has been deposited. However, if the amount we deposit is different from the amount of refund you claimed, we will send you a written explanation of the adjustment within two weeks from the date your refund is deposited. If we cannot make the direct deposit for any reason (for example, you don't enter complete and correct account information at line 73), we will send your refund to the mailing address on your return.

 Direct deposit of your refund is not available if the refund would go to an account outside the U.S. (see *Note* on banking rules on page 36).

Paper checks

The Tax Department will mail your refund check to the mailing address entered on your return. Paper checks for joint filers will be issued with both names and must be signed by both spouses. Paper checks take weeks to be processed, printed, and mailed.

If you don't have a bank account, you will likely be charged a fee to cash your check.


Line 69 – Estimated tax

Enter the amount of overpayment from line 67 that you want applied to your New York State, New York City, Yonkers, and MCTMT estimated tax for 2022. The total of lines 68a through 69 should equal the amount on line 67.

Line 70 – Amount you owe

Enter on line 70 the amount of tax you owe **plus any estimated tax penalty** you owe (see line 71 instructions) and **any other penalties and interest** you owe (see line 72 instructions).

If you choose to pay by electronic funds withdrawal, mark an **X** in the box, enter your account information on line 73 and enter your electronic funds withdrawal information on line 74.

 To avoid other penalties and interest, pay any tax you owe by April 18, 2022.

For additional information on penalties and interest, visit our website.

Line 71 – Estimated tax penalty

Begin with these steps to determine if you may owe an estimated tax penalty.

1. Locate the amount of your 2020 New York AGI as shown on your 2020 return;
2. Locate the amount of your 2020 New York income tax; **then**
3. Calculate the amount of your 2021 prepayments (the amount of withholding and estimated tax payments you have already made or have been paid on your behalf by a partnership or S corporation for 2021).

In general, you are not subject to a penalty if your 2021 prepayments equal at least 100% of your 2020 income tax based on a 12-month return.

However:

- If your 2020 New York AGI was more than \$150,000 (or \$75,000 if you are married filing separately for 2021) and you are not a farmer or a fisherman, your prepayments must equal at least 110% of your 2020 income tax based on a 12-month return;
- You may owe a penalty if line 70 is \$300 or more and represents more than 10% of the income tax shown on your 2021 return; **and**
- You may owe a penalty if you underpaid your estimated tax liability for any payment period.

For more information, see Form IT-2105.9, *Underpayment of Estimated Tax by Individuals and Fiduciaries*.

If you owe an estimated tax penalty, enter the penalty amount on line 71. Also add the same amount to any tax due and enter the total on line 70. It is possible for you to owe an estimated tax penalty and also be due a refund. In that case, subtract the estimated tax penalty amount from the overpayment and enter the net result on line 67. **Do not include any other penalty or interest amounts on line 67.** Be sure to submit Form IT-2105.9 with your return.


Line 72 – Other penalties and interest

If you owe a late filing penalty, late payment penalty, or interest, enter the penalty and interest amount on line 72. Include that amount in the total on line 70. You may compute the penalty and interest using the *Penalty and Interest Calculator* on our website.

Payment options

By automatic bank withdrawal

You may authorize the Tax Department to make an electronic funds withdrawal from your bank account either by completing line 73, or on our website.

 This payment option is not available if the funds for your payment would come from an account outside the U.S. (see *Note* on banking rules on page 36).

File now/Pay later! You must specify a future payment date up to and including April 18, 2022. If you file before April 18, money will not be withdrawn from your account before the date you specify. To avoid interest and penalties, you must authorize

a withdrawal on or before the filing deadline. If you designate a weekend or a bank holiday, the payment will be withdrawn the next business day. See line 73 instructions.

By check or money order

If you owe more than one dollar, include full payment with your return. Make check or money order payable in U.S. funds to **New York State Income Tax** and write the last 4 digits of your Social Security number and **2021 Income Tax** on it. Do not send cash.

You must submit Form IT-201-V if you are making a payment by check or money order. For additional information, see Form IT-201-V.

Fee for payments returned by banks

The law allows the Tax Department to charge a \$50 fee when a check, money order, or electronic payment is returned by a bank for nonpayment. However, if an electronic payment is returned as a result of an error by the bank or the department, the department won't charge the fee.

If your payment is returned, we will send a separate bill for \$50 for each return or other tax document associated with the returned payment.

By credit card

You can use your American Express®, Discover®/Novus®, MasterCard®, or Visa® credit card to pay the amount you owe on your New York State income tax return. You can pay your tax due by credit card through the Internet. You will be charged a convenience fee for each credit card payment you make to cover the cost of this service.

You can make your payment by credit card regardless of how you file your income tax return. For returns filed before the due date, you can make credit card payments any time up to the due date. For returns filed on or after the due date, you should make your credit card payment at the same time you file your return.

For additional information on the credit card payment program, go to our website.

You must have an Online Services account to make a payment by credit card. You will need the amount of the payment (**line 70 of Form IT-203**), the credit card number, and expiration date. Have a copy of your completed New York State income tax return available. You will be shown the amount of the convenience fee that you will be charged to cover the cost of this service. At that point you may elect to accept or cancel the credit card transaction.

If you accept the credit card transaction you will be given a confirmation number. **Keep this confirmation number as proof of payment.**

Unable to pay?

To avoid interest and penalty charges, you must file your return and pay the total amount you owe by April 18, 2022.

It is in your best interest to pay the amount you owe in full by the due date. If you cannot pay in full, you should file your return on time, and pay as much of the tax due as possible by automatic bank withdrawal, check, or money order. You may also pay by credit card; additional fees apply.

We will bill you for any unpaid tax plus interest and penalty if applicable (see *Amount you owe*). Pay the bill immediately if you can; if you cannot, you may qualify for an installment payment agreement (IPA). If you would like to request an IPA, see *Code C2* on page 14.

! If you fail to pay the amount due, or make arrangements to pay, New York State may do one or more of the following: file a tax warrant, seize your assets, suspend your driver's license, or garnish your wages to ensure payment.

Line 73 – Account information

If you marked the box that indicates your payment (or refund) would come from (or go to) an account outside the U.S.; **stop**. Do not complete lines 73a, 73b, or 73c (see *Note* below). **All others**, supply the information requested for lines 73a, 73b, and 73c.

Note: Banking rules prohibit us from honoring requests for electronic funds withdrawal or direct deposit when the funds for your payment (or refund) would come from (or go to) an account outside the U.S. Therefore, if you marked this box, you must pay any amount you owe by check, money order, or credit card (see above); or if you are requesting a refund, we will send your refund to the mailing address on your return.

The following requirements apply to both direct deposit and electronic funds withdrawal:

! Use the sample image as a guide; enter your own information **exactly** as it appears on your own check or bank records. Do **not** enter the information from the sample check below.

On **line 73a**, mark an **X** in the box for the type of account.

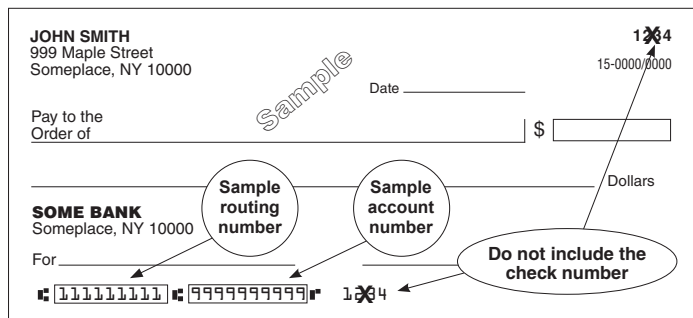
On **line 73b**, enter your bank's 9-digit routing number (refer to your check or contact your bank). The first two digits always begin with 01 through 12, or 21 through 32. On the sample check below, the routing number is 11111111.

Note: If your check states that it is payable through a bank different from the one where you have your checking account, do not use the routing number on that check. Instead, contact your bank for the correct routing number to enter on line 73b.

On **line 73c**, enter **your** account number.

- If you marked personal or business checking on line 73a, enter the account number shown on your checks.
- If you marked personal or business savings on line 73a, enter your savings account number from a preprinted savings account deposit slip, your passbook or other bank records, or from your bank.

The account number can be up to 17 characters (both numbers and letters). Include hyphens (-) but omit spaces and special symbols. Enter the number from left to right. On the sample check below, the account number is 9999999999.



Note: The routing and account numbers may appear in different places on your check.

Contact your bank if you need to verify routing and account numbers or confirm that it will accept your direct deposit or process your electronic funds withdrawal.

If you encounter any problem with direct deposit to, or electronic withdrawal from, your account, call 518-457-5181. Allow six to eight weeks for processing your return.

Line 74 – Electronic funds withdrawal

Enter the date you want the Tax Department to make an electronic funds withdrawal from your bank account and the amount from line 70 you want electronically withdrawn. Enter a date that is on or before the due date of your return. If we receive your return after the due date or you do not enter a date, we will withdraw the funds on the day we accept your return.

Your confirmation will be your bank statement that includes a *NYS Tax Payment* line item.

We will only withdraw the amount that you authorize. If we determine that the amount you owe is different from the amount claimed on your return, we will issue you a refund for any amount overpaid or send you a bill for any additional amount owed, **which may include penalty and interest.**

You may revoke your electronic funds withdrawal authorization only by contacting the Tax Department at least 5 business days before the payment date.

! If you complete the entries for electronic funds withdrawal, **do not** send a check or money order for the same amount due unless you receive a notice.

(continued)

Step 10 – Sign and date your return

Third-party designee

Do you want to authorize a friend, family member, return preparer, or any other individual (third-party designee) to discuss this tax return and questions arising from it with the New York State Tax Department?

If **No**, mark an **X** in the *No* box.

If **Yes**, mark an **X** in the *Yes* box. Print the designee's name, phone number, email address, and any five numbers the designee chooses as their personal identification number (PIN). If you want to authorize the paid preparer who signed your return to discuss it with the Tax Department, print the preparer's name and phone number in the spaces for the designee's name and phone number (you do not have to provide an email address or PIN).

If you mark the *Yes* box, you (and your spouse, if filing a joint return) are authorizing the Tax Department to discuss with the designee any questions related to this return. You are also authorizing the designee to give and receive confidential taxpayer information relating to:

- this return, including missing information,
- any notices or bills arising from this filing that you share with the designee (they will not be sent to the designee),
- any payments and collection activity arising from this filing, and
- the status of your return or refund.

This authorization will not expire but will only cover matters relating to this return. If you decide to revoke this designee's authority at any time, call us (see *Need help?*).

You are not authorizing the designee to receive your refund, bind you to anything (including any additional tax liability), or otherwise represent you before the Tax Department. If you want someone to represent you or perform services for you beyond the scope of the third-party designee, you must designate the person using a power of attorney (for example, Form POA-1, *Power of Attorney*). For additional information on third-party designees and other types of authorizations, visit our website.

Paid preparer's signature

If you pay someone to prepare your return, the paid preparer must also sign it and fill in the other blanks in the paid preparer's area of your return. A person who prepares your return and does not charge you should not fill in the paid preparer's area.

Paid preparer's responsibilities – Under the law, all paid preparers must sign and complete the paid preparer section of the return. Paid preparers may be subject to civil and/or criminal sanctions if they fail to complete this section in full.

When completing this section, enter your New York tax preparer registration identification number (NYTPRIN) if you are required to have one. If you are not required to have a NYTPRIN, enter in the *NYTPRIN excl. code* box one of the specified 2-digit codes listed below that indicates why you are exempt from the registration requirement. You **must** enter a NYTPRIN **or** an exclusion code. Also, you must enter your federal preparer tax identification number (PTIN) if you have one; if not, you must enter your Social Security number.

Code	Exemption type	Code	Exemption type
01	Attorney	02	Employee of attorney
03	CPA	04	Employee of CPA
05	PA (Public Accountant)	06	Employee of PA
07	Enrolled agent	08	Employee of enrolled agent
09	Volunteer tax preparer	10	Employee of business preparing that business' return

See our website for more information about the tax preparer registration requirements.

Your signature(s)

In the spaces provided at the bottom of page 4, sign and date your **original** return and enter your occupation. If you are married and filing a joint return, and you are not required to submit Form IT-203-C, you must both sign Form IT-203. If you are required to submit Form IT-203-C, only the spouse with New York source income must sign Form IT-203. **Your return cannot be processed** if you do not properly sign it and submit a signed Form IT-203-C, if required. Keep your signature(s) within the spaces provided.

If the return is for someone who died and there is no surviving spouse to sign it, print or type the name and address of the person signing it below the signature. For additional information about deceased taxpayers, see page 46.

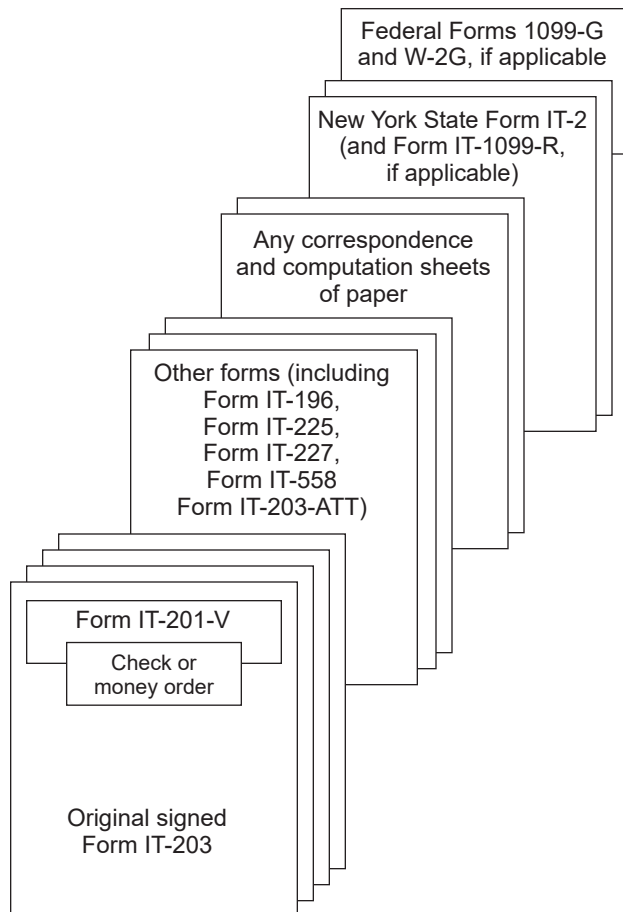
Daytime phone number

This entry will enable the Tax Department to correct minor errors or omissions by calling you rather than writing or sending back your return.

Step 11 – Finish your return

Take a moment to go over your return to avoid errors that may delay your refund. Finish your return as shown below. **Do not staple any items to the return.**

- 1) **Make a copy of your return**, and any other forms or papers you are submitting, for your records. You may be asked by the Tax Department to provide copies of these records after you have filed your income tax return.
- 2) **Enclose the following** in an envelope (see illustration):
 - your check or money order and Form IT-201-V if you owe tax and are not paying by another option
 - your original, signed return
 - other forms, including Form IT-196, Form IT-225, Form IT-203-ATT, Form IT-227, and Form IT-558.
 - any correspondence and computation sheets of paper
 - Form IT-2 (and Forms IT-1099-R, 1099-G, and W-2G, if applicable) – **do not send federal Form W-2 or 1099-R**



- 3) **Include the following** on your envelope:
 - your return address
 - enough postage (some returns require additional postage)
 - the appropriate mailing address (see below)

- 4) **Mail your return** by April 18, 2022.

- If **enclosing** a payment (check or money order and Form IT-201-V), mail to:

**STATE PROCESSING CENTER
PO BOX 15555
ALBANY NY 12212-5555**

- If **not enclosing** a payment, mail to:

**STATE PROCESSING CENTER
PO BOX 61000
ALBANY NY 12261-0001**

Private delivery services

If you choose, you may use a private delivery service, instead of the U.S. Postal Service, to mail in your form and tax payment. However, if, at a later date, you need to establish the date you filed or paid your tax, you cannot use the date recorded by a private delivery service unless you used a delivery service that has been designated by the U.S. Secretary of the Treasury or the Commissioner of Taxation and Finance. (Currently designated delivery services are listed in Publication 55, *Designated Private Delivery Services*. See *Need help?* for information on obtaining forms and publications.) If you have used a designated private delivery service and need to establish the date you filed your form, contact that private delivery service for instructions on how to obtain written proof of the date your form was given to the delivery service for delivery. See Publication 55 for where to send the forms covered by these instructions.

Privacy notification

New York State Law requires all government agencies that maintain a system of records to provide notification of the legal authority for any request for personal information, the principal purpose(s) for which the information is to be collected, and where it will be maintained. To view this information, visit our website, or, if you do not have Internet access, call and request Publication 54, *Privacy Notification*. See *Need help?* for the Web address and telephone number.

— Notes —

Instructions for Form IT-195, Allocation of Refund

Purpose of Form IT-195


You must complete Form IT-195 and submit it with your return if you want to directly deposit all or a portion of your refund in up to three NYS 529 college savings accounts. **There is no minimum deposit into the College Savings Program Direct Plan. The minimum deposit into the Advisor Guided College Saving Program is \$25.**

The NYS 529 account(s) **must** be in one of the following plans:

- New York's 529 College Savings Program Direct Plan, or
- New York's 529 Advisor Guided College Savings Program.

You **cannot** use Form IT-195 to authorize a direct deposit into another state's 529 plan.

You do not need to be the NYS 529 account owner to directly deposit all or a part of your refund into a NYS 529 account. However, if you are the account owner you may qualify for a NYS subtraction modification for the tax year in which your contribution is made.

 The election to contribute all or a portion of your refund into a NYS 529 account(s) cannot be changed once your original return is filed.

Line instructions

Enter your name and Social Security number as shown on your Form IT-203. If you are filing a joint return, enter both names and the Social Security number of the taxpayer listed first on your Form IT-203.

Part 1 – NYS 529 savings account direct deposit

Enter all information in boxes a, b, c, and d for each account into which you want to make a direct deposit of your refund.

Lines 1a, 2a, and 3a – The minimum deposit into the **Advisor Guided College Savings Program** is \$25.

Lines 1b, 2b, and 3b – Enter the routing number, **011001234**, on line(s) 1b, 2b, and 3b as applicable. This is the routing number for all NYS 529 college savings accounts for tax year 2021.

Lines 1c, 2c, and 3c – Enter the 3-digit plan code (see below) for each account into which you want to make a direct deposit of your refund.

Plan code	Description
552	New York's 529 College Savings Program Direct Plan
553	New York's 529 Advisor Guided College Savings Program

Lines 1d, 2d, and 3d – Enter the 11-digit account number for each account into which you want to make a direct deposit of your refund.

Failure to enter all the information will result in the rejection of your NYS 529 college savings account direct deposit. In addition, if we adjust your overpayment (line 67 amount) to an amount less than you calculated or if we keep all or part of your overpayment due to collection of a debt, your entire NYS 529 direct deposit request will be rejected. If your NYS 529 direct deposit is rejected, you will receive an adjusted refund with a written explanation of the adjustment.

If you would like more information on NYS 529 savings accounts, or if you do not know or cannot find the NYS 529 college savings account number(s), or if you are not sure which plan code to use, contact either:

- New York's 529 College Savings Program Direct Plan, by calling 1-877-697-2837 or visiting www.nysaves.org; or
- New York's 529 Advisor Guided College Savings Program, by calling 1-800-774-2108 or visiting www.ny529advisor.com.

Instructions for Form IT-203-ATT, Other Tax Credits and Taxes

Purpose of Form IT-203-ATT

If you are claiming other New York State, New York City, Yonkers, or MCTMT credits that are not entered directly on Form IT-203, or if you are subject to other New York State taxes, you must complete Form IT-203-ATT and submit it with your Form IT-203.

Line instructions

Enter your name and Social Security number as they are listed on your Form IT-203. If you are filing a joint return, enter both names and the Social Security number of the taxpayer listed first on your Form IT-203.

Complete the appropriate form for each credit you are claiming (see the credit charts on pages 7 through 10 for a listing of credits) or to compute other taxes you may have to pay. Follow the form's instructions for how to enter the money amount(s) and code number(s) on Form IT-203-ATT.

You must submit all applicable credit forms and tax computations with Form IT-203.

See the specific instructions for lines 2, 7, 10, and 11 below.

Line A

If you (or an S corporation of which you are a shareholder, or partnership of which you are a partner) are convicted of an offense defined in New York State Penal Law Article 200 (*Bribery Involving Public Servants and Related Offenses*) or 496 (*Corrupting the Government*), or section 195.20 (*Defrauding the Government*), you must mark an **X** in the Yes box. If you marked Yes, you are not eligible for any tax credit allowed under Tax Law Article 9, 9-A, or 33, or any business tax credits allowed under Tax Law Article 22. A *business tax credit allowed under Article 22* is a tax credit allowed to taxpayers under Article 22 that is substantially similar to a tax credit allowed to taxpayers under Article 9-A.

Line 2

If you received an accumulation distribution as a beneficiary of a trust, you may be allowed an accumulation distribution credit for your share of:

- New York State income taxes paid by the trust*, and
- any income tax imposed on the trust by another state, political subdivision within that state, or the District of Columbia on income sourced to the other jurisdiction.* However, this credit cannot be more than the percentage of tax due determined by dividing the portion of the income taxable to the trust in the

Instructions for Form IT-203-ATT (continued)

other jurisdiction and taxable to the beneficiary in New York by the beneficiary's total New York Income.

The credit may not reduce your tax due to an amount less than would have been due if the accumulation distribution was excluded from your New York AGI. Submit a copy of the computation of your New York State accumulation distribution credit and enter the amount of the credit on line 2.

*These amounts should be provided to you by the trust.

Line 7 – Special instructions for residential fuel oil storage tank credit carryover and solar and wind energy credit carryover

Residential fuel oil storage tank credit carryover – There is no form for computing the residential fuel oil storage tank credit carryover. If you are using any unused credit from last year, you must submit a schedule showing how you computed the amount being used. Enter the amount and code **054** on a line between lines 7a-7n.

Solar and wind energy credit carryover – There is no form for computing the solar and wind energy credit carryover. If you are using any unused credit from last year, you must submit a schedule showing how you computed the amount being used. Enter the amount and code **052** on a line between lines 7a-7n.

Lines 10 and 11

If you wrote *EIC* in the box to the left of line 43 on Form IT-203 because you are having the IRS compute your earned income credit, write *EIC* in the box(es) (not in the money column(s)) to the left of line(s) 10 or 11; leave the money column(s) blank.

Instructions for Form IT-203-B, Nonresident and Part-Year Resident Income Allocation and College Tuition Itemized Deduction Worksheet

Schedule A – Allocation of wage and salary income to New York State

If any amount included on line 1 of Form IT-203 in the *Federal amount* column represents wage and salary income earned from work within New York State and outside of New York State while a nonresident, and that income does not depend directly on the volume of the business transacted (for example, hourly wages), you must complete Schedule A to compute the amount earned in New York State. For each job where such wages or salaries were earned both inside New York State and outside New York State, you must complete a separate Schedule A.

If you were married and both you and your spouse worked in New York State and earned wages subject to allocation, each of you must complete a separate Schedule A for each job with allocable wages.

Work days are days on which you were required to perform the usual duties of your job. Any allowance for days worked outside New York State must be based upon the performance of services which, because of necessity (not convenience) of the employer, obligate the employee to out-of-state duties in the service of their employer. Such duties are those which, by their very nature can not be performed at the employer's place of business.

Applying the above principles, normal work days spent at home are considered days worked in New York State, and days spent working at home that are not normal work days are considered to be nonworking days. Under this rule, days worked at home are considered New York work days only if the employee's assigned or primary work location is at an established office or other bona fide place of business of the employer (*a bona fide employer office*) in New York State. If the employee's assigned or primary work location is at an established office or other bona fide place of business of the employer outside New York State, then any normal work day worked at home would be treated as a day worked outside New York State.

If an employee's assigned or primary office is in New York State, any normal work day spent at the home office will be treated as

a day worked outside the state if the employee's home office is a *bona fide employer office*. Any day spent at the home office that is not a normal work day would be considered a nonworking day. For more information on a *bona fide employer office*, see TSB-M-06(5)I, *New York Tax Treatment of Nonresidents and Part-Year Residents Application of the Convenience of the Employer Test to Telecommuters and Others*. This TSB-M is available on the Tax Department's website.

Line instructions

Line 1a – Enter the total number of days you were employed at this job during the year while you were a nonresident. If you were employed at the same job from January 1 through December 31, you would enter **365** (except in leap years). If the period of employment is less than a full year, enter the actual period of employment. If you were employed in and out of New York State for separate periods of 170 days by one employer and 195 days by another employer, you would enter **170** on the first Schedule A, line 1a, and enter **195** on the second Schedule A, line 2a.

Line 1b – Enter the total number of Saturdays and Sundays not worked during this period of employment.

Line 1c – Enter the total number of holidays (such as Christmas, Thanksgiving or Columbus Day) not worked during this period of employment.

Line 1d – Enter the total number of days you did not work because of sickness during this period of employment.

Line 1e – Enter the total number of days you did not work because you were on vacation during this period of employment.


Line 1f – Enter the total number of days you did not work for other reasons during this period of employment.

Line 1o – Enter the amount of wages, salaries, tips, etc. earned during the nonresident period. If you changed your residence into or out of New York State during the year, do not include any income earned during the resident period in this amount.

Instructions for Form IT-203-B (continued)

Line 1p – If you have to allocate wages or salaries received from more than one job, total the line p amounts from all Schedule A sections and include the total on Form IT-203, line 1, in the *New York State amount* column.

If you are married filing jointly, include the combined amounts of wages allocated to New York from the separate Schedule A sections completed by you and your spouse on Form IT-203, line 1, in the *New York State amount* column.

 **Failure to complete Schedule A and submit it with your Form IT-203 will result in a delay in the processing of your return.**

Schedule B – Living quarters maintained in New York State by a nonresident

Complete this schedule if you marked the **Yes** box at item H on Form IT-203. If you or your spouse had living quarters available for your use in New York State during any part of 2021, (whether or not you personally used those living quarters for any part of the year) enter the address(es). These living quarters would include a house, apartment, co-op or any other living quarters that are suitable for year-round use, **maintained or paid for by you or your spouse**, or any living quarters **maintained for your use** by another person, family member, or employer.

For example, if a company were to lease an apartment for the use of the company's president or chief executive officer, and the dwelling was principally available to that individual, the individual would be considered as maintaining living quarters in New York even though others might use the apartment on an occasional basis.

Enter the number of days you were in New York State, even if on personal business. (**Married filing jointly?** If both spouses spent days in New York State, enter the higher number of days.) Do not count days you traveled through New York State to use a common carrier such as an airplane, train, or bus.

Note: If you marked the **Yes** box at item H, and you spent 184 days or more (any part of a day is a day for this purpose) in New York State, you may be considered a resident for New York State income tax purposes. The determination of residency is based on the facts and circumstances of your own situation. See the definition of *Resident*, *Nonresident*, and *Part-year resident* in these instructions.

In addition, if you marked the **Yes** box at item H and the living quarters were located in New York City or Yonkers, you may also be considered a resident of New York City or Yonkers for income tax filing purposes.

If you meet the definition of a resident of New York State, New York City, or Yonkers, you may **not** file Form IT-203. You must file Form IT-201, *Resident Income Tax Return*.

Schedule C – College tuition itemized deduction worksheet

If you, your spouse, or your dependent(s) were a student enrolled at or attending an institution of higher education, you may be entitled to a college tuition itemized deduction. The maximum deduction allowed is \$10,000 per eligible student.

You must complete Schedule C and submit Form IT-203-B with your return if you are claiming the college tuition itemized deduction.

Note: If a student is claimed as a dependent on another person's New York State tax return, only the person who claims the student as a dependent may claim the itemized deduction. If a student is **not** claimed as a dependent on another person's New York State tax return, only the student may claim the itemized deduction.

Eligible student includes the taxpayer, the taxpayer's spouse, and the taxpayer's dependent (for whom an exemption for New York State income tax purposes is allowed).

An institution of higher education means any institution of higher education or business, trade, technical, or other occupational school, located in or out of New York State. The institution must be recognized and approved by either the regents of the University of New York or a nationally recognized accrediting agency or association accepted by the regents. In addition, the institution or school must provide a course of study leading to the granting of a post-secondary degree, certificate, or diploma.

Where referenced on Schedule C and in these instructions, the term *college or university* includes all the above institutions.

Qualified college tuition expenses include tuition required for the enrollment or attendance of the eligible student at an institution of higher education. The expenses may be paid by cash, check, credit card, or with borrowed funds. The eligible student does not need to be enrolled in a degree program or attend full time for the expenses to qualify. **However, only expenses for undergraduate enrollment or attendance qualify.** Expenses for enrollment or attendance at elementary or secondary public, private, or religious schools, or in a course of study leading to the granting of a postbaccalaureate or other graduate degree **do not** qualify.

Payments on behalf of an eligible student from a qualified state tuition program (such as **New York's** 529 college savings program) are considered qualified tuition expenses for purposes of the college tuition deduction. If you claim the student as a dependent, these payments are treated as paid by you.

Generally, qualified tuition expenses paid on behalf of an eligible student by someone other than the student (such as a relative) are treated as paid by the student. However, if the eligible student is claimed as a dependent on another person's New York State income tax return, only the person who claims the student as a dependent for income tax purposes may claim the deduction for college tuition expenses that were paid (or treated as paid) by the student. This is the case even if the expenses were paid from the student's earnings, gifts, inheritances, or savings.

If you or the eligible student claims a federal deduction or credit for qualified college tuition expenses, you can still use these expenses to compute the college tuition itemized deduction.

Qualified tuition expenses do not include:

- tuition paid through the receipt of scholarships or financial aid (for this purpose, financial aid does not mean student loans, other loans and grants that must be repaid either before or after the student ceases attending school);
- amounts paid for room and board, insurance, medical expenses (including student health fees), transportation, or other similar personal, living, or family expenses; or
- fees for course-related books, supplies, equipment, and nonacademic activities, even if the fees are required to be paid to the institution as a condition of enrollment or attendance.

Instructions for Form IT-203-B (continued)

Special rules

Limitation

The maximum amount of qualified college tuition expenses allowed for each eligible student is \$10,000. However, there is no limit on the number of eligible students for whom you may claim the itemized deduction.

Spouses filing separately

If you and your spouse are filing separate returns, you may each claim your separately computed college tuition itemized deduction. However, you must each claim your separately computed itemized deduction based only upon the amount of qualified college tuition expenses you paid (or that were treated as if paid by you) for yourself, your spouse, or a person who you claim as a dependent on your separate return. You cannot claim expenses for a dependent claimed by your spouse.

For more information on the college tuition itemized deduction, go to our website.

Line A – Enter the first and last name of the eligible student. List each eligible student only once on line A. If you are claiming the college tuition itemized deduction for more than three students, submit a separate statement with your Form IT-203-B. Write your name and Social Security number on the statement.

Line D – If the eligible student is someone other than you or your spouse, the student must be claimed as a dependent on your New York State return. If the eligible student is you or your spouse, mark an **X** in the *No* box.

Lines E and F – Enter the EIN and name of the college or university to which qualified college tuition expenses were paid. Obtain the EIN from Form 1098-T, *Tuition Statement*, or contact the college or university.

If the eligible student attended more than one college or university during the tax year, enter the EIN and name of the last one attended.

Line G – If **No**, stop; these tuition expenses do not qualify for the deduction. Only expenses for undergraduate enrollment or attendance qualify.

Line H – Enter only qualified college tuition expenses paid for the eligible student in 2021.

If you paid qualified college tuition expenses in 2021 for an academic period that begins in 2022 or after, those expenses are considered eligible expenses for the 2021 college tuition itemized deduction.

Expenses reimbursed to you from your employer are not eligible for the college tuition itemized deduction. When figuring your itemized deduction, you must reduce the total of your qualified college tuition expenses by any scholarships or financial aid received or by any refunds of qualified expenses. If you have not received a refund, scholarship, or other form of financial aid before you file your tax return, reduce your qualified expenses by the amount that will be received if you can determine this amount. If the refund, scholarship, or financial aid is received after you have filed your return, you must file Form IT-203-X, *Amended Nonresident and Part-Year Resident Income Tax Return*. Compute the amount by which your deduction would have been reduced if the refund, scholarship, or financial aid had been received in the year for which you claimed the deduction.

Line I – Enter for each student listed on line A the lesser of \$10,000 or the amount of qualified college tuition expenses shown on line H.

If you paid qualified college tuition expenses to more than one college or university for the same eligible student, enter the total qualified expenses paid to all institutions during 2021 for that student on one line.

— Notes —

Additional information

Definitions used to determine resident, nonresident, or part-year resident

You may have to pay income tax as a New York State resident even if you are not considered a resident for other purposes. For income tax purposes, your resident status depends on where you were domiciled and where you maintained a permanent place of abode during the tax year.

Domicile

In general, your *domicile* is the place you intend to have as your permanent home. Your domicile is, in effect, where your permanent home is located. It is the place you intend to return to after being away (as on vacation abroad, business assignment, educational leave, or military assignment).

You can have only one domicile. Your New York domicile does not change until you can demonstrate that you have abandoned your New York domicile and established a new permanent domicile outside New York State.

A change of domicile must be *clear and convincing*. Easily controlled factors such as where you vote, where your driver's license and registration are issued, or where your will is located are **not** primary factors in establishing domicile. To determine whether you have, in fact, changed your domicile, you should compare (1) the size, value, and nature of use of your first residence to the size, value, and nature of use of your newly acquired residence; (2) your employment and/or business connections in both locations; (3) the amount of time spent in both locations; (4) the physical location of items that have significant sentimental value to you in both locations; and (5) your close family ties in both locations. A change of domicile is *clear and convincing* only when your primary ties are clearly **greater** in the new location. When weighing your primary ties, keep in mind that some may weigh more heavily than others, depending upon your overall lifestyle. If required by the Tax Department, it is the taxpayer's responsibility to produce documentation showing the necessary intention to effect a change of domicile.

If you move to a new location but intend to stay there only for a limited amount of time (no matter how long), your domicile does not change. For example, an employee of ABC Electronics in Newburgh, New York, was temporarily assigned to the Atlanta, Georgia branch office for two years. After the employee's stay in Atlanta, they returned to their job in New York. The employee's domicile did not change during their stay in Georgia; it remained New York State.

If your domicile is in New York State and you go to a foreign country because of a business assignment by your employer, or for study, research or any other purpose, your domicile does not change unless you show that you definitely do not intend to return to New York.

Permanent place of abode

In general, a permanent place of abode is a residence (a building or structure where a person can live) that you permanently maintain, whether you own it or not, that is suitable for year-round use. A permanent place of abode usually includes a residence your spouse owns or leases. For additional information, visit our website.

However, a residence maintained by a full-time student enrolled at an institution of higher education in an undergraduate degree program leading to a baccalaureate degree and occupied by the student while attending the institution is not a permanent place of abode with respect to that student. For additional information,

see TSB-M-09(15)I, *Amendment to the Definition of Permanent Place of Abode in the Personal Income Tax Regulations Relating to Certain Undergraduate Students*.

Note: Special rules apply to military personnel and their spouses; see Publication 361, *New York State Income Tax Information For Military Personnel and Veterans*.

Resident

You are a New York State resident for income tax purposes if:

- You maintain a permanent place of abode in New York State for substantially all of the tax year and spend **184 days or more** in New York State during the tax year*; whether or not you were domiciled in New York State (unless you were in active service in the military).

*Any part of a day is a day for this purpose.

Note: If you maintain a permanent place of abode in New York State but are claiming to be a nonresident for tax purposes, you must be able to provide adequate records to substantiate that you did not spend more than 183 days of the tax year in New York State.

However, if you are a member of the armed forces, and your domicile is not New York State, you are not a resident under this definition. If you are a military spouse, you may not be considered a resident under this definition. For more information, see TSB-M-10(1)I, *Military Spouses Residency Relief Act* and TSB-M-19(3)I, *Veterans Benefits and Transition Act of 2018*; or

- Your domicile is New York State. However, even if your domicile is New York, you are not a resident if you meet **all three** of the conditions in either Group A or Group B as follows:

Group A

- You did not maintain any permanent place of abode in New York State during the tax year; and
- You maintained a permanent place of abode outside New York State during the entire tax year; and
- You spent **30 days or less** (any part of a day is a day for this purpose) in New York State during the tax year.

Group B

- You were in a foreign country for at least 450 days (any part of a day is a day for this purpose) during any period of 548 consecutive days; and
- You, your spouse (unless legally separated), and minor children spent **90 days or less** (any part of a day is a day for this purpose) in New York State during this 548-day period; and
- During the nonresident portion of the tax year in which the 548-day period begins, and during the nonresident portion of the tax year in which the 548-day period ends, you were present in New York State for no more than the number of days which bears the same ratio to 90 as the number of days in such portion of the tax year bears to 548. The following formula illustrates this condition:

$$\frac{\text{Number of days in the nonresident portion}}{548} \times 90 = \text{Maximum number of days allowed in New York State}$$

Nonresident

You are a New York State nonresident if you were not a resident of New York State for any part of the year.

Part-year resident

You are a New York State part-year resident if you meet the definition of resident or nonresident for only part of the year.

New York City and Yonkers

For the definition of a **New York City** or **Yonkers** resident, nonresident, and part-year resident, see the definitions of a New York State resident, nonresident, and part-year resident, and substitute *New York City* or *Yonkers* in place of *New York State*.

Special accruals for full-year nonresidents

You are subject to special accrual rules in computing your New York State personal income tax for 2021 if you meet the following criteria:

- you were a resident of New York State on December 31, 2020, or you became a resident of New York State on January 1, 2022, and
- you had accrued income (see below) for 2021. You have accrued income for 2021 if either of the following apply:
 - you have an item of income that was fixed and determinable in a tax year prior to 2021, but you are reporting that income for federal income tax purposes in tax year 2021; or
 - you have an item of income from a non-New York source that was fixed and determinable in tax year 2021, but you will be reporting that income for federal income tax purposes in a tax year after 2021.

Income from a non-New York source is income that is not attributable to (1) a business, trade, profession, or occupation carried on in New York State, or (2) the ownership of any interest in real or tangible personal property in New York State.

If you are subject to the special accrual rules, see the instructions for Form IT-225, addition modification number A-115 and subtraction modification number S-129.

Special accruals for part-year residents

Income accrues to you as a taxpayer when the amount of income becomes fixed and determinable and you have an unrestricted right to receive it.

An *accrued expense* is a cost that has been incurred but not yet paid.

If you are an individual moving out of New York State, accrued income is income you earned during your New York State resident period but did not receive until after you became a nonresident of New York State.

If you moved out of New York State, you must accrue any item of income, gain, loss, or deduction that, under an accrual method of accounting, would be reportable at the time you changed your residence. This includes income or gain you elected to report on the installment basis. You must also include the total taxable amount of lump-sum distributions subject to the separate tax on lump-sum distributions (Form IT-230).

If you are an individual moving into New York State, accrued income is income you earned from a non-New York State source during your nonresident period but received after you became a New York State resident.

If you became a resident of New York State during the tax year, you must accrue any item of income, gain, loss, or deduction that, under an accrual method of accounting, would be reportable at the time you changed your residence. However, no accrual is required or allowed for items of income, gain, loss, or deduction derived from or connected with New York State sources.

For any subsequent tax year, any item of income, gain, loss, or deduction accrued up to the time you changed your residence must be excluded in determining your New York source income, New York adjusted gross income, or total taxable amount of lump-sum distributions.

If you are subject to the special accrual rules, see the instructions for Form IT-225, addition modification number A-115 and subtraction modification number S-129.

Estates and trusts

Estates and trusts are subject to the New York State personal income tax. The fiduciary for an estate or trust must file Form IT-205, *Fiduciary Income Tax Return*. Each nonresident and part-year resident beneficiary of an estate or trust must include their share of the estate or trust income, if any portion of that income is derived from or connected with New York sources, on Form IT-203. For more information on responsibilities of beneficiaries, see *Beneficiaries (estates and trusts)* on page 24.

Deceased taxpayers

If a taxpayer died after 2020 and before filing a return for 2021, the taxpayer's spouse or personal representative may have to file and **sign** a return for that taxpayer. A personal representative can be an executor, administrator or anyone who is in charge of the deceased taxpayer's property. If a taxpayer did not have to file a federal return but had New York State tax withheld, a New York return must be filed to get a refund. If a joint federal income tax return was filed for the deceased taxpayer and the surviving spouse, a joint New York State return can be filed on Form IT-203. Write **Filing as surviving spouse** in the area where you sign the return. If someone else is the personal representative for the deceased spouse, they must also sign the return. The person who files the return for the deceased taxpayer should write the deceased taxpayer's date of death in the area indicated near the top of the return.

Partnerships/limited liability partnerships or companies

Partnerships, limited liability partnerships (LLPs) and limited liability companies (LLCs), limited liability investment companies (LLICs) and limited liability trust companies (LLTCs) that are treated as partnerships for federal purposes are not subject to the New York State personal income tax, but individual partners (members) of the partnerships are.

If your partnership has a partner who is a New York State resident, or if the partnership has any income from New York State sources, it must file Form IT-204, *Partnership Return*. If your partnership carried on a business in New York City, it may also have to file New York City's Form NYC-204, *Unincorporated Business Tax Return for Partnerships (including Limited Liability Companies)*. Since New York State does not administer the New York City unincorporated business tax, do not file your Form NYC-204 with your state return.

Innocent spouse relief

There are three forms of innocent spouse relief: innocent spouse, separation of liability, and equitable relief. You may qualify for relief from full or partial tax liability on a joint return as an *innocent spouse* if: (1) there is an understatement of tax on a joint return because of an omission or error involving income, deduction, credit, or basis; (2) you can show that when you signed the return you did not know and had no reason to know of the understatement; and (3) taking into account all the facts and circumstances, it would be unfair to hold you liable for the understated tax. You may also request a *separation of liability* for any understated tax on a joint return if you and your

spouse or former spouse are no longer married, or are legally separated, or have lived apart at all times during the 12-month period prior to the date of filing for relief. If you do not qualify as an innocent spouse or for separation of liability, you may qualify for *equitable relief* if you can show that, taking into account all the facts and circumstances, you should not be held liable for any understatement or underpayment of tax. For more information, see Form IT-285, *Request for Innocent Spouse Relief (and Separation of Liability and Equitable Relief)*. You may use Form IT-285 only for innocent spouse relief under the three circumstances. Do **not** file Form IT-285 with your return.

If you want to disclaim your spouse's defaulted governmental education, state university, or city university loan or past-due support or past-due legally enforceable debt owed to a New York State agency or a New York City tax warrant judgement debt because you do not want to apply your part of a joint refund or refundable credit to a debt owed solely by your spouse, use Form IT-280, *Nonobligated Spouse Allocation*. You must complete Form IT-280 and submit it with your original return when filed. See *Disclaiming of spouse's debt* on page 34.

Members of the armed forces

If you are a New York State nonresident, your military pay is not subject to New York State tax and cannot be used to determine the amount of New York State personal income tax you must pay (see the instructions for Form IT-225, subtraction modification number S-119). However, although a nonresident military spouse's income is generally not considered to be New York source income (see *Nonresidents – New York source income*), the military spouse's income **is used** to determine the amount of New York State personal income tax you must pay (the income is included in the *Federal amount* column). Any other income that you receive from New York State sources while you are a nonresident may be subject to tax. If you have a civilian job in New York State during your off-duty hours, the income you receive is subject to income tax. Income or gain from property located in New York State, or from a business, trade, or profession carried on in this state is also subject to tax.

In addition, if you are a part-year New York State resident, certain combat pay that you received during your resident period may not be subject to tax (see the instructions for Form IT-225, subtraction modification number S-118).

For more information, see Publication 361, *New York State Income Tax Information for Military Personnel and Veterans*.

Exclusion of, or deduction from, foreign earned income

If you are entitled to claim a federal exclusion of, or deduction from, your foreign earned income (as stated under section 911 of the Internal Revenue Code (IRC)), you are also allowed to claim it on your New York State income tax return in the *Federal amount* column. You would also be allowed to claim that portion of the federal exclusion of, or deduction from, foreign earned income in the *New York State amount* column to the extent it relates to income reported in the *New York State amount* column. If you claim either the exclusion or the deduction, submit a copy of your federal Form 2555, *Foreign Earned Income*, with your New York State income tax return.

If you have not yet qualified for the exclusion or deduction but you have filed a federal return, you must also file a New York State return. You should report all income, including income earned in any foreign country, reported on your federal return. If you later qualify for an exclusion or deduction, you can file an amended return on Form IT-203-X, *Amended Nonresident and Part-Year Resident Income Tax Return* (see *Other forms you*

may have to file). Submit a copy of federal Form 2555 with your Form IT-203-X.

U.S. nonresident aliens

If you are a U.S. nonresident alien for federal income tax purposes and are required to file federal Form 1040NR, U.S. Nonresident Alien Income Tax Return, you may be required to file a New York State resident return, Form IT-201 or a New York State nonresident return, Form IT-203. See *Resident* on page 45 and *New York State nonresidents and part-year residents* beginning on page 5.

If you must file a New York return and you checked the married filing status on federal Form 1040NR, you must compute your New York State tax as married filing separately and mark an **X** in box 3 at item A on your Form IT-201 or Form IT-203. It is important to note that some income items and line references used on Form IT-201 or Form IT-203 do not correspond with those shown on federal Form 1040NR. If there is no corresponding line on the New York State return, report this income as other income on line 16 of Form IT-201 or Form IT-203.

Also, if you filed federal Form 1040NR you should claim the New York deduction (itemized or standard) that is more advantageous to you.

Net operating loss

Nonresident

The New York State net operating loss (NOL) to be included in the *New York State amount* column of a nonresident's Form IT-203 must be computed in the same manner as the corresponding federal deduction would have been computed using the rules in place prior to any changes made to the IRC after March 1, 2020, but using only New York State items of income, gain, loss, and deduction in the computation.

New York State modifications (Form IT-203 lines 20 through 22 and 24 through 29) are **not** included in the computation of the NOL or in determining the amount of loss to be used in the carryback or carryover year.

It is possible, because of the above rules, for a nonresident to have a New York State NOL without having a federal NOL, or to have a New York State NOL that is larger or smaller than the corresponding federal NOL. A nonresident individual claiming an NOL for New York State purposes but not for federal income tax purposes must file Form IT-203.

Part-year resident

A part-year resident of New York State who incurs losses in the resident or nonresident period, or both, must make a separate NOL computation for each period (resident and nonresident), using only those items of income, gain, loss, or deduction attributable to each period. For the resident period, compute the NOL using only those items of income, gain, loss, and deduction that would have been reported if a separate federal return was filed for the period of New York State residence using the rules in place prior to any changes made to the IRC after March 1, 2020. For the nonresident period, compute the NOL using the above rules for nonresidents.

To report an NOL on Form IT-203, see the instructions for line 16, *Other income*, on page 22, addition adjustment number A-005

and subtraction number S-004 in the instructions for Form IT-558, and addition modification number A-215 in the instructions for Form IT-225.

File Form IT-203-X to claim a personal income tax refund based upon an NOL carryback. File Form IT-201-X to claim a refund based upon a federal NOL carryback to a tax year when you were a full-year New York State resident. For more information on claiming a personal income tax refund based upon an NOL, see the instructions for Form IT-203-X or Form IT-201-X.

Stock options

If, as a New York State nonresident or part-year resident, you received stock options and the options you received are attributable to services performed in New York State, some or all of the federal income related to the options may be included in New York source income.

To determine the amount of federal income related to the options that must be included in New York source income, you should maintain records and documentation of your services performed in New York State. For additional information, see Form IT-203-F and its instructions.

Keep a copy of your tax records

Remember to keep a copy of your completed income tax return. Also keep copies of any books, records, schedules, statements, or other related documents.

The Tax Department may ask you to provide copies of these records after you have filed your income tax returns.

You should retain copies of your return for at least seven years after you file your return.

Amending your return

Generally, an amended return claiming credit for, or a refund of, an overpayment must be filed within three years of the date that the original return was filed, or within two years of the date that the tax was paid, whichever is later. However, if you file an amended federal return, you must also file an amended New York State return within 90 days from the date you amend your federal return.

You must file an amended return to correct any error on your original state return and to report changes made on your federal return by the IRS. You must report such changes to the New York State Tax Department within 90 days from the date the IRS makes its final determination.

Use Form IT-203-X if your original return was Form IT-203. Also use Form IT-203-X if you mistakenly filed Form IT-201, but you were a nonresident or part-year resident. Use Form IT-201-X if you mistakenly filed Form IT-203, but you were a full-year resident.


In addition, you must use Form IT-203-X to file a protective claim or to report an NOL carryback.

Paid preparer information

For information relating to the Tax Preparer Registration Program, the signing of returns by a paid preparer (anyone you pay to prepare your return), e-file mandate for paid preparers, and other requirements relating to paid preparers, see Publication 58, *Information for Income Tax Return Preparers*, and our website.

NYS

2021 New York State Tax Table

 If your New York adjusted gross income (line 32 of Form IT-203) is more than \$107,650, you cannot use these tables. See *Tax computation — New York AGI of more than \$107,650* beginning on page 58 to compute your tax. Failure to follow these instructions may result in your having to pay interest and penalty if the income tax you report on your return is less than the correct amount.

In this **New York State** tax table, the *taxable income* column is the amount from Form IT-203, line 37.

Example: A married couple are filing a joint return. Their taxable income on line 37 of Form IT-203 is \$38,275. First, they find the 38,250 - 38,300 income line. Next, they find the column for Married filing jointly and read down the column. The amount shown where the income line and filing status column meet is \$1,814. This is the tax amount they must write on line 38 of Form IT-203. →

If line 37 (taxable income) is –		And you are –		
At least	But less than	Single or Married filing separately	Married filing jointly*	Head of a household
Your New York State tax is:				
38,200	38,250	2,046	1,811	1,928
38,250	38,300	2,049	1,814	1,931
38,300	38,350	2,052	1,817	1,934
38,350	38,400	2,055	1,820	1,937

If line 37 (taxable income) is –		And you are –			If line 37 (taxable income) is –		And you are –			If line 37 (taxable income) is –		And you are –							
At least	But less than	Single or Married filing separately	Married filing jointly*	Head of a household	At least	But less than	Single or Married filing separately	Married filing jointly*	Head of a household	At least	But less than	Single or Married filing separately	Married filing jointly*	Head of a household					
Your New York State tax is:																			
\$0	\$13	\$0	\$0	\$0	2,000	Your New York State tax is:									4,000	Your New York State tax is:			
13	25	1	1	1	2,000	2,050	81	81	81	4,000	4,050	161	161	161					
25	50	2	2	2	2,050	2,100	83	83	83	4,050	4,100	163	163	163					
50	100	3	3	3	2,100	2,150	85	85	85	4,100	4,150	165	165	165					
100	150	5	5	5	2,150	2,200	87	87	87	4,150	4,200	167	167	167					
150	200	7	7	7	2,200	2,250	89	89	89	4,200	4,250	169	169	169					
200	250	9	9	9	2,250	2,300	91	91	91	4,250	4,300	171	171	171					
250	300	11	11	11	2,300	2,350	93	93	93	4,300	4,350	173	173	173					
300	350	13	13	13	2,350	2,400	95	95	95	4,350	4,400	175	175	175					
350	400	15	15	15	2,400	2,450	97	97	97	4,400	4,450	177	177	177					
400	450	17	17	17	2,450	2,500	99	99	99	4,450	4,500	179	179	179					
450	500	19	19	19	2,500	2,550	101	101	101	4,500	4,550	181	181	181					
500	550	21	21	21	2,550	2,600	103	103	103	4,550	4,600	183	183	183					
550	600	23	23	23	2,600	2,650	105	105	105	4,600	4,650	185	185	185					
600	650	25	25	25	2,650	2,700	107	107	107	4,650	4,700	187	187	187					
650	700	27	27	27	2,700	2,750	109	109	109	4,700	4,750	189	189	189					
700	750	29	29	29	2,750	2,800	111	111	111	4,750	4,800	191	191	191					
750	800	31	31	31	2,800	2,850	113	113	113	4,800	4,850	193	193	193					
800	850	33	33	33	2,850	2,900	115	115	115	4,850	4,900	195	195	195					
850	900	35	35	35	2,900	2,950	117	117	117	4,900	4,950	197	197	197					
900	950	37	37	37	2,950	3,000	119	119	119	4,950	5,000	199	199	199					
950	1,000	39	39	39	Your New York State tax is:														
1,000					3,000					5,000									
1,000	1,050	41	41	41	3,000	3,050	121	121	121	5,000	5,050	201	201	201					
1,050	1,100	43	43	43	3,050	3,100	123	123	123	5,050	5,100	203	203	203					
1,100	1,150	45	45	45	3,100	3,150	125	125	125	5,100	5,150	205	205	205					
1,150	1,200	47	47	47	3,150	3,200	127	127	127	5,150	5,200	207	207	207					
1,200	1,250	49	49	49	3,200	3,250	129	129	129	5,200	5,250	209	209	209					
1,250	1,300	51	51	51	3,250	3,300	131	131	131	5,250	5,300	211	211	211					
1,300	1,350	53	53	53	3,300	3,350	133	133	133	5,300	5,350	213	213	213					
1,350	1,400	55	55	55	3,350	3,400	135	135	135	5,350	5,400	215	215	215					
1,400	1,450	57	57	57	3,400	3,450	137	137	137	5,400	5,450	217	217	217					
1,450	1,500	59	59	59	3,450	3,500	139	139	139	5,450	5,500	219	219	219					
1,500	1,550	61	61	61	3,500	3,550	141	141	141	5,500	5,550	221	221	221					
1,550	1,600	63	63	63	3,550	3,600	143	143	143	5,550	5,600	223	223	223					
1,600	1,650	65	65	65	3,600	3,650	145	145	145	5,600	5,650	225	225	225					
1,650	1,700	67	67	67	3,650	3,700	147	147	147	5,650	5,700	227	227	227					
1,700	1,750	69	69	69	3,700	3,750	149	149	149	5,700	5,750	229	229	229					
1,750	1,800	71	71	71	3,750	3,800	151	151	151	5,750	5,800	231	231	231					
1,800	1,850	73	73	73	3,800	3,850	153	153	153	5,800	5,850	233	233	233					
1,850	1,900	75	75	75	3,850	3,900	155	155	155	5,850	5,900	235	235	235					
1,900	1,950	77	77	77	3,900	3,950	157	157	157	5,900	5,950	237	237	237					
1,950	2,000	79	79	79	3,950	4,000	159	159	159	5,950	6,000	239	239	239					

* This column must also be used by a qualifying widow(er)

2021 New York State Tax Table

NYS

If line 37 (taxable income) is –		And you are –			If line 37 (taxable income) is –		And you are –			If line 37 (taxable income) is –		And you are –		
At least	But less than	Single or Married filing separately	Married filing jointly*	Head of a household	At least	But less than	Single or Married filing separately	Married filing jointly*	Head of a household	At least	But less than	Single or Married filing separately	Married filing jointly*	Head of a household
6,000 Your New York State tax is:					9,000 Your New York State tax is:					12,000 Your New York State tax is:				
6,000	6,050	241	241	241	9,000	9,050	364	361	361	12,000	12,050	501	481	481
6,050	6,100	243	243	243	9,050	9,100	366	363	363	12,050	12,100	504	483	483
6,100	6,150	245	245	245	9,100	9,150	368	365	365	12,100	12,150	506	485	485
6,150	6,200	247	247	247	9,150	9,200	370	367	367	12,150	12,200	509	487	487
6,200	6,250	249	249	249	9,200	9,250	373	369	369	12,200	12,250	512	489	489
6,250	6,300	251	251	251	9,250	9,300	375	371	371	12,250	12,300	514	491	491
6,300	6,350	253	253	253	9,300	9,350	377	373	373	12,300	12,350	517	493	493
6,350	6,400	255	255	255	9,350	9,400	379	375	375	12,350	12,400	519	495	495
6,400	6,450	257	257	257	9,400	9,450	382	377	377	12,400	12,450	522	497	497
6,450	6,500	259	259	259	9,450	9,500	384	379	379	12,450	12,500	525	499	499
6,500	6,550	261	261	261	9,500	9,550	386	381	381	12,500	12,550	527	501	501
6,550	6,600	263	263	263	9,550	9,600	388	383	383	12,550	12,600	530	503	503
6,600	6,650	265	265	265	9,600	9,650	391	385	385	12,600	12,650	533	505	505
6,650	6,700	267	267	267	9,650	9,700	393	387	387	12,650	12,700	535	507	507
6,700	6,750	269	269	269	9,700	9,750	395	389	389	12,700	12,750	538	509	509
6,750	6,800	271	271	271	9,750	9,800	397	391	391	12,750	12,800	540	511	511
6,800	6,850	273	273	273	9,800	9,850	400	393	393	12,800	12,850	543	513	513
6,850	6,900	275	275	275	9,850	9,900	402	395	395	12,850	12,900	546	515	515
6,900	6,950	277	277	277	9,900	9,950	404	397	397	12,900	12,950	548	517	518
6,950	7,000	279	279	279	9,950	10,000	406	399	399	12,950	13,000	551	519	520
7,000 Your New York State tax is:					10,000 Your New York State tax is:					13,000 Your New York State tax is:				
7,000	7,050	281	281	281	10,000	10,050	409	401	401	13,000	13,050	554	521	522
7,050	7,100	283	283	283	10,050	10,100	411	403	403	13,050	13,100	556	523	524
7,100	7,150	285	285	285	10,100	10,150	413	405	405	13,100	13,150	559	525	527
7,150	7,200	287	287	287	10,150	10,200	415	407	407	13,150	13,200	561	527	529
7,200	7,250	289	289	289	10,200	10,250	418	409	409	13,200	13,250	564	529	531
7,250	7,300	291	291	291	10,250	10,300	420	411	411	13,250	13,300	567	531	533
7,300	7,350	293	293	293	10,300	10,350	422	413	413	13,300	13,350	569	533	536
7,350	7,400	295	295	295	10,350	10,400	424	415	415	13,350	13,400	572	535	538
7,400	7,450	297	297	297	10,400	10,450	427	417	417	13,400	13,450	575	537	540
7,450	7,500	299	299	299	10,450	10,500	429	419	419	13,450	13,500	577	539	542
7,500	7,550	301	301	301	10,500	10,550	431	421	421	13,500	13,550	580	541	545
7,550	7,600	303	303	303	10,550	10,600	433	423	423	13,550	13,600	582	543	547
7,600	7,650	305	305	305	10,600	10,650	436	425	425	13,600	13,650	585	545	549
7,650	7,700	307	307	307	10,650	10,700	438	427	427	13,650	13,700	588	547	551
7,700	7,750	309	309	309	10,700	10,750	440	429	429	13,700	13,750	590	549	554
7,750	7,800	311	311	311	10,750	10,800	442	431	431	13,750	13,800	593	551	556
7,800	7,850	313	313	313	10,800	10,850	445	433	433	13,800	13,850	596	553	558
7,850	7,900	315	315	315	10,850	10,900	447	435	435	13,850	13,900	598	555	560
7,900	7,950	317	317	317	10,900	10,950	449	437	437	13,900	13,950	601	557	563
7,950	8,000	319	319	319	10,950	11,000	451	439	439	13,950	14,000	604	559	565
8,000 Your New York State tax is:					11,000 Your New York State tax is:					14,000 Your New York State tax is:				
8,000	8,050	321	321	321	11,000	11,050	454	441	441	14,000	14,050	607	561	567
8,050	8,100	323	323	323	11,050	11,100	456	443	443	14,050	14,100	610	563	569
8,100	8,150	325	325	325	11,100	11,150	458	445	445	14,100	14,150	613	565	572
8,150	8,200	327	327	327	11,150	11,200	460	447	447	14,150	14,200	616	567	574
8,200	8,250	329	329	329	11,200	11,250	463	449	449	14,200	14,250	619	569	576
8,250	8,300	331	331	331	11,250	11,300	465	451	451	14,250	14,300	622	571	578
8,300	8,350	333	333	333	11,300	11,350	467	453	453	14,300	14,350	625	573	581
8,350	8,400	335	335	335	11,350	11,400	469	455	455	14,350	14,400	628	575	583
8,400	8,450	337	337	337	11,400	11,450	472	457	457	14,400	14,450	631	577	585
8,450	8,500	339	339	339	11,450	11,500	474	459	459	14,450	14,500	634	579	587
8,500	8,550	341	341	341	11,500	11,550	476	461	461	14,500	14,550	637	581	590
8,550	8,600	343	343	343	11,550	11,600	478	463	463	14,550	14,600	640	583	592
8,600	8,650	346	345	345	11,600	11,650	481	465	465	14,600	14,650	643	585	594
8,650	8,700	348	347	347	11,650	11,700	483	467	467	14,650	14,700	646	587	596
8,700	8,750	350	349	349	11,700	11,750	485	469	469	14,700	14,750	649	589	599
8,750	8,800	352	351	351	11,750	11,800	488	471	471	14,750	14,800	652	591	601
8,800	8,850	355	353	353	11,800	11,850	491	473	473	14,800	14,850	655	593	603
8,850	8,900	357	355	355	11,850	11,900	493	475	475	14,850	14,900	658	595	605
8,900	8,950	359	357	357	11,900	11,950	496	477	477	14,900	14,950	660	597	608
8,950	9,000	361	359	359	11,950	12,000	498	479	479	14,950	15,000	663	599	610

* This column must also be used by a qualifying widow(er)

NYS

2021 New York **State** Tax Table

If line 37 (taxable income) is -		And you are -			If line 37 (taxable income) is -		And you are -			If line 37 (taxable income) is -		And you are -								
At least	But less than	Single or Married filing separately	Married filing jointly*	Head of a household	At least	But less than	Single or Married filing separately	Married filing jointly*	Head of a household	At least	But less than	Single or Married filing separately	Married filing jointly*	Head of a household						
15,000				Your New York State tax is:			18,000				Your New York State tax is:			21,000				Your New York State tax is:		
15,000	15,050	666	601	612	18,000	18,050	843	725	750	21,000	21,050	1,020	860	908						
15,050	15,100	669	603	614	18,050	18,100	846	728	752	21,050	21,100	1,023	863	911						
15,100	15,150	672	605	617	18,100	18,150	849	730	755	21,100	21,150	1,026	865	914						
15,150	15,200	675	607	619	18,150	18,200	852	732	758	21,150	21,200	1,029	867	917						
15,200	15,250	678	609	621	18,200	18,250	855	734	760	21,200	21,250	1,032	869	920						
15,250	15,300	681	611	623	18,250	18,300	858	737	763	21,250	21,300	1,035	872	923						
15,300	15,350	684	613	626	18,300	18,350	861	739	765	21,300	21,350	1,038	874	926						
15,350	15,400	687	615	628	18,350	18,400	864	741	768	21,350	21,400	1,041	876	929						
15,400	15,450	690	617	630	18,400	18,450	867	743	771	21,400	21,450	1,043	878	932						
15,450	15,500	693	619	632	18,450	18,500	870	746	773	21,450	21,500	1,046	881	935						
15,500	15,550	696	621	635	18,500	18,550	873	748	776	21,500	21,550	1,049	883	938						
15,550	15,600	699	623	637	18,550	18,600	876	750	779	21,550	21,600	1,052	885	941						
15,600	15,650	702	625	639	18,600	18,650	879	752	781	21,600	21,650	1,055	887	944						
15,650	15,700	705	627	641	18,650	18,700	882	755	784	21,650	21,700	1,058	890	947						
15,700	15,750	708	629	644	18,700	18,750	885	757	786	21,700	21,750	1,061	892	950						
15,750	15,800	711	631	646	18,750	18,800	888	759	789	21,750	21,800	1,064	894	953						
15,800	15,850	714	633	648	18,800	18,850	891	761	792	21,800	21,850	1,067	896	956						
15,850	15,900	717	635	650	18,850	18,900	894	764	794	21,850	21,900	1,070	899	959						
15,900	15,950	719	637	653	18,900	18,950	896	766	797	21,900	21,950	1,073	901	961						
15,950	16,000	722	639	655	18,950	19,000	899	768	800	21,950	22,000	1,076	903	964						
16,000				Your New York State tax is:			19,000				Your New York State tax is:			22,000				Your New York State tax is:		
16,000	16,050	725	641	657	19,000	19,050	902	770	802	22,000	22,050	1,079	905	967						
16,050	16,100	728	643	659	19,050	19,100	905	773	805	22,050	22,100	1,082	908	970						
16,100	16,150	731	645	662	19,100	19,150	908	775	807	22,100	22,150	1,085	910	973						
16,150	16,200	734	647	664	19,150	19,200	911	777	810	22,150	22,200	1,088	912	976						
16,200	16,250	737	649	666	19,200	19,250	914	779	813	22,200	22,250	1,091	914	979						
16,250	16,300	740	651	668	19,250	19,300	917	782	815	22,250	22,300	1,094	917	982						
16,300	16,350	743	653	671	19,300	19,350	920	784	818	22,300	22,350	1,097	919	985						
16,350	16,400	746	655	673	19,350	19,400	923	786	821	22,350	22,400	1,100	921	988						
16,400	16,450	749	657	675	19,400	19,450	926	788	823	22,400	22,450	1,103	923	991						
16,450	16,500	752	659	677	19,450	19,500	929	791	826	22,450	22,500	1,106	926	994						
16,500	16,550	755	661	680	19,500	19,550	932	793	828	22,500	22,550	1,109	928	997						
16,550	16,600	758	663	682	19,550	19,600	935	795	831	22,550	22,600	1,112	930	1,000						
16,600	16,650	761	665	684	19,600	19,650	938	797	834	22,600	22,650	1,115	932	1,003						
16,650	16,700	764	667	686	19,650	19,700	941	800	836	22,650	22,700	1,118	935	1,006						
16,700	16,750	767	669	689	19,700	19,750	944	802	839	22,700	22,750	1,121	937	1,009						
16,750	16,800	770	671	691	19,750	19,800	947	804	842	22,750	22,800	1,124	939	1,012						
16,800	16,850	773	673	693	19,800	19,850	950	806	844	22,800	22,850	1,127	941	1,015						
16,850	16,900	776	675	695	19,850	19,900	953	809	847	22,850	22,900	1,130	944	1,018						
16,900	16,950	778	677	698	19,900	19,950	955	811	849	22,900	22,950	1,133	946	1,020						
16,950	17,000	781	679	700	19,950	20,000	958	813	852	22,950	23,000	1,136	948	1,023						
17,000				Your New York State tax is:			20,000				Your New York State tax is:			23,000				Your New York State tax is:		
17,000	17,050	784	681	702	20,000	20,050	961	815	855	23,000	23,050	1,139	950	1,026						
17,050	17,100	787	683	704	20,050	20,100	964	818	857	23,050	23,100	1,142	953	1,029						
17,100	17,150	790	685	707	20,100	20,150	967	820	860	23,100	23,150	1,145	955	1,032						
17,150	17,200	793	687	709	20,150	20,200	970	822	863	23,150	23,200	1,148	957	1,035						
17,200	17,250	796	689	711	20,200	20,250	973	824	865	23,200	23,250	1,151	959	1,038						
17,250	17,300	799	692	713	20,250	20,300	976	827	868	23,250	23,300	1,154	962	1,041						
17,300	17,350	802	694	716	20,300	20,350	979	829	870	23,300	23,350	1,157	964	1,044						
17,350	17,400	805	696	718	20,350	20,400	982	831	873	23,350	23,400	1,160	966	1,047						
17,400	17,450	808	698	720	20,400	20,450	985	833	876	23,400	23,450	1,163	968	1,050						
17,450	17,500	811	701	722	20,450	20,500	988	836	878	23,450	23,500	1,166	971	1,053						
17,500	17,550	814	703	725	20,500	20,550	991	838	881	23,500	23,550	1,169	973	1,056						
17,550	17,600	817	705	727	20,550	20,600	994	840	884	23,550	23,600	1,172	975	1,059						
17,600	17,650	820	707	729	20,600	20,650	997	842	886	23,600	23,650	1,175	977	1,062						
17,650	17,700	823	710	731	20,650	20,700	1,000	845	889	23,650	23,700	1,178	980	1,065						
17,700	17,750	826	712	734	20,700	20,750	1,003	847	891	23,700	23,750	1,181	983	1,068						
17,750	17,800	829	714	737	20,750	20,800	1,006	849	894	23,750	23,800	1,184	985	1,071						
17,800	17,850	832	716	739	20,800	20,850	1,009	851	897	23,800	23,850	1,187	988	1,074						
17,850	17,900	835	719	742	20,850	20,900	1,012	854	899	23,850	23,900	1,190	990	1,077						
17,900	17,950	837	721	744	20,900	20,950	1,014	856	902	23,900	23,950	1,193	993	1,079						
17,950	18,000	840	723	747	20,950	21,000	1,017	858	905	23,950	24,000	1,196	996	1,082						

* This column must also be used by a qualifying widow(er)

2021 New York State Tax Table

NYS

Table with 15 columns: If line 37 (taxable income) is - (At least, But less than), And you are - (Single or Married filing separately, Married filing jointly*, Head of a household). Rows are grouped by tax brackets (24,000 to 32,000) and include 'Your New York State tax is:' labels.

* This column must also be used by a qualifying widow(er)

NYS

2021 New York **State** Tax Table

If line 37 (taxable income) is -		And you are -			If line 37 (taxable income) is -		And you are -			If line 37 (taxable income) is -		And you are -		
At least	But less than	Single or Married filing separately	Married filing jointly*	Head of a household	At least	But less than	Single or Married filing separately	Married filing jointly*	Head of a household	At least	But less than	Single or Married filing separately	Married filing jointly*	Head of a household
33,000		Your New York State tax is:			36,000		Your New York State tax is:			39,000		Your New York State tax is:		
33,000	33,050	1,736	1,504	1,617	36,000	36,050	1,915	1,681	1,796	39,000	39,050	2,094	1,858	1,975
33,050	33,100	1,739	1,507	1,620	36,050	36,100	1,918	1,684	1,799	39,050	39,100	2,097	1,861	1,978
33,100	33,150	1,742	1,510	1,623	36,100	36,150	1,921	1,687	1,802	39,100	39,150	2,100	1,864	1,981
33,150	33,200	1,745	1,513	1,626	36,150	36,200	1,924	1,690	1,805	39,150	39,200	2,103	1,867	1,984
33,200	33,250	1,748	1,516	1,629	36,200	36,250	1,927	1,693	1,808	39,200	39,250	2,106	1,870	1,987
33,250	33,300	1,751	1,519	1,632	36,250	36,300	1,930	1,696	1,811	39,250	39,300	2,109	1,873	1,990
33,300	33,350	1,754	1,522	1,635	36,300	36,350	1,933	1,699	1,814	39,300	39,350	2,112	1,876	1,993
33,350	33,400	1,757	1,525	1,638	36,350	36,400	1,936	1,702	1,817	39,350	39,400	2,115	1,879	1,996
33,400	33,450	1,760	1,528	1,641	36,400	36,450	1,939	1,705	1,820	39,400	39,450	2,118	1,882	1,999
33,450	33,500	1,763	1,531	1,644	36,450	36,500	1,942	1,708	1,823	39,450	39,500	2,121	1,885	2,002
33,500	33,550	1,766	1,534	1,647	36,500	36,550	1,945	1,711	1,826	39,500	39,550	2,124	1,888	2,005
33,550	33,600	1,769	1,537	1,650	36,550	36,600	1,948	1,714	1,829	39,550	39,600	2,127	1,891	2,008
33,600	33,650	1,772	1,540	1,653	36,600	36,650	1,951	1,717	1,832	39,600	39,650	2,130	1,894	2,011
33,650	33,700	1,775	1,543	1,656	36,650	36,700	1,954	1,720	1,835	39,650	39,700	2,133	1,897	2,014
33,700	33,750	1,778	1,546	1,659	36,700	36,750	1,957	1,723	1,838	39,700	39,750	2,136	1,900	2,017
33,750	33,800	1,781	1,549	1,662	36,750	36,800	1,960	1,726	1,841	39,750	39,800	2,139	1,903	2,020
33,800	33,850	1,784	1,552	1,665	36,800	36,850	1,963	1,729	1,844	39,800	39,850	2,142	1,906	2,023
33,850	33,900	1,787	1,555	1,668	36,850	36,900	1,966	1,732	1,847	39,850	39,900	2,145	1,909	2,026
33,900	33,950	1,790	1,557	1,671	36,900	36,950	1,969	1,734	1,850	39,900	39,950	2,148	1,911	2,029
33,950	34,000	1,793	1,560	1,674	36,950	37,000	1,972	1,737	1,853	39,950	40,000	2,151	1,914	2,032
34,000		Your New York State tax is:			37,000		Your New York State tax is:			40,000		Your New York State tax is:		
34,000	34,050	1,796	1,563	1,677	37,000	37,050	1,975	1,740	1,856	40,000	40,050	2,154	1,917	2,035
34,050	34,100	1,799	1,566	1,680	37,050	37,100	1,978	1,743	1,859	40,050	40,100	2,157	1,920	2,038
34,100	34,150	1,802	1,569	1,683	37,100	37,150	1,981	1,746	1,862	40,100	40,150	2,160	1,923	2,041
34,150	34,200	1,805	1,572	1,686	37,150	37,200	1,984	1,749	1,865	40,150	40,200	2,163	1,926	2,044
34,200	34,250	1,808	1,575	1,689	37,200	37,250	1,987	1,752	1,868	40,200	40,250	2,166	1,929	2,047
34,250	34,300	1,811	1,578	1,692	37,250	37,300	1,990	1,755	1,871	40,250	40,300	2,169	1,932	2,050
34,300	34,350	1,814	1,581	1,695	37,300	37,350	1,993	1,758	1,874	40,300	40,350	2,172	1,935	2,053
34,350	34,400	1,817	1,584	1,698	37,350	37,400	1,996	1,761	1,877	40,350	40,400	2,175	1,938	2,056
34,400	34,450	1,820	1,587	1,701	37,400	37,450	1,999	1,764	1,880	40,400	40,450	2,178	1,941	2,059
34,450	34,500	1,823	1,590	1,704	37,450	37,500	2,002	1,767	1,883	40,450	40,500	2,181	1,944	2,062
34,500	34,550	1,826	1,593	1,707	37,500	37,550	2,005	1,770	1,886	40,500	40,550	2,184	1,947	2,065
34,550	34,600	1,829	1,596	1,710	37,550	37,600	2,008	1,773	1,889	40,550	40,600	2,187	1,950	2,068
34,600	34,650	1,832	1,599	1,713	37,600	37,650	2,011	1,776	1,892	40,600	40,650	2,190	1,953	2,071
34,650	34,700	1,835	1,602	1,716	37,650	37,700	2,014	1,779	1,895	40,650	40,700	2,193	1,956	2,074
34,700	34,750	1,838	1,605	1,719	37,700	37,750	2,017	1,782	1,898	40,700	40,750	2,196	1,959	2,077
34,750	34,800	1,840	1,608	1,722	37,750	37,800	2,020	1,785	1,901	40,750	40,800	2,199	1,962	2,080
34,800	34,850	1,843	1,611	1,725	37,800	37,850	2,023	1,788	1,904	40,800	40,850	2,202	1,965	2,083
34,850	34,900	1,846	1,614	1,728	37,850	37,900	2,026	1,791	1,907	40,850	40,900	2,205	1,968	2,086
34,900	34,950	1,849	1,616	1,731	37,900	37,950	2,029	1,793	1,910	40,900	40,950	2,208	1,970	2,089
34,950	35,000	1,852	1,619	1,734	37,950	38,000	2,032	1,796	1,913	40,950	41,000	2,211	1,973	2,092
35,000		Your New York State tax is:			38,000		Your New York State tax is:			41,000		Your New York State tax is:		
35,000	35,050	1,855	1,622	1,737	38,000	38,050	2,035	1,799	1,916	41,000	41,050	2,214	1,976	2,095
35,050	35,100	1,858	1,625	1,740	38,050	38,100	2,037	1,802	1,919	41,050	41,100	2,217	1,979	2,098
35,100	35,150	1,861	1,628	1,743	38,100	38,150	2,040	1,805	1,922	41,100	41,150	2,220	1,982	2,101
35,150	35,200	1,864	1,631	1,746	38,150	38,200	2,043	1,808	1,925	41,150	41,200	2,223	1,985	2,104
35,200	35,250	1,867	1,634	1,749	38,200	38,250	2,046	1,811	1,928	41,200	41,250	2,226	1,988	2,107
35,250	35,300	1,870	1,637	1,752	38,250	38,300	2,049	1,814	1,931	41,250	41,300	2,229	1,991	2,110
35,300	35,350	1,873	1,640	1,755	38,300	38,350	2,052	1,817	1,934	41,300	41,350	2,232	1,994	2,113
35,350	35,400	1,876	1,643	1,758	38,350	38,400	2,055	1,820	1,937	41,350	41,400	2,235	1,997	2,116
35,400	35,450	1,879	1,646	1,761	38,400	38,450	2,058	1,823	1,940	41,400	41,450	2,237	2,000	2,119
35,450	35,500	1,882	1,649	1,764	38,450	38,500	2,061	1,826	1,943	41,450	41,500	2,240	2,003	2,122
35,500	35,550	1,885	1,652	1,767	38,500	38,550	2,064	1,829	1,946	41,500	41,550	2,243	2,006	2,125
35,550	35,600	1,888	1,655	1,769	38,550	38,600	2,067	1,832	1,949	41,550	41,600	2,246	2,009	2,128
35,600	35,650	1,891	1,658	1,772	38,600	38,650	2,070	1,835	1,952	41,600	41,650	2,249	2,012	2,131
35,650	35,700	1,894	1,661	1,775	38,650	38,700	2,073	1,838	1,955	41,650	41,700	2,252	2,015	2,134
35,700	35,750	1,897	1,664	1,778	38,700	38,750	2,076	1,841	1,958	41,700	41,750	2,255	2,018	2,137
35,750	35,800	1,900	1,667	1,781	38,750	38,800	2,079	1,844	1,961	41,750	41,800	2,258	2,021	2,140
35,800	35,850	1,903	1,670	1,784	38,800	38,850	2,082	1,847	1,964	41,800	41,850	2,261	2,024	2,143
35,850	35,900	1,906	1,673	1,787	38,850	38,900	2,085	1,850	1,966	41,850	41,900	2,264	2,027	2,146
35,900	35,950	1,909	1,675	1,790	38,900	38,950	2,088	1,852	1,969	41,900	41,950	2,267	2,029	2,149
35,950	36,000	1,912	1,678	1,793	38,950	39,000	2,091	1,855	1,972	41,950	42,000	2,270	2,032	2,152

* This column must also be used by a qualifying widow(er)

2021 New York State Tax Table

NYS

Table with columns for taxable income (At least, But less than) and marital status (Single or Married filing separately, Married filing jointly, Head of a household). Rows are grouped by income brackets (42,000, 43,000, 44,000, 45,000, 46,000, 47,000, 48,000, 49,000, 50,000) and provide tax amounts for various income ranges.

* This column must also be used by a qualifying widow(er)

NYS

2021 New York State Tax Table

If line 37 (taxable income) is –		And you are –			If line 37 (taxable income) is –		And you are –			If line 37 (taxable income) is –		And you are –		
At least	But less than	Single or Married filing separately	Married filing jointly*	Head of a household	At least	But less than	Single or Married filing separately	Married filing jointly*	Head of a household	At least	But less than	Single or Married filing separately	Married filing jointly*	Head of a household
51,000 Your New York State tax is:					54,000 Your New York State tax is:					57,000 Your New York State tax is:				
51,000	51,050	2,811	2,572	2,692	54,000	54,050	2,990	2,751	2,871	57,000	57,050	3,169	2,930	3,050
51,050	51,100	2,814	2,575	2,695	54,050	54,100	2,993	2,754	2,874	57,050	57,100	3,172	2,933	3,053
51,100	51,150	2,817	2,578	2,698	54,100	54,150	2,996	2,757	2,877	57,100	57,150	3,175	2,936	3,056
51,150	51,200	2,820	2,581	2,701	54,150	54,200	2,999	2,760	2,880	57,150	57,200	3,178	2,939	3,059
51,200	51,250	2,823	2,584	2,704	54,200	54,250	3,002	2,763	2,883	57,200	57,250	3,181	2,942	3,062
51,250	51,300	2,826	2,587	2,707	54,250	54,300	3,005	2,766	2,886	57,250	57,300	3,184	2,945	3,065
51,300	51,350	2,829	2,590	2,710	54,300	54,350	3,008	2,769	2,889	57,300	57,350	3,187	2,948	3,068
51,350	51,400	2,832	2,593	2,713	54,350	54,400	3,011	2,772	2,892	57,350	57,400	3,190	2,951	3,071
51,400	51,450	2,834	2,596	2,716	54,400	54,450	3,014	2,775	2,895	57,400	57,450	3,193	2,954	3,074
51,450	51,500	2,837	2,599	2,719	54,450	54,500	3,017	2,778	2,898	57,450	57,500	3,196	2,957	3,077
51,500	51,550	2,840	2,602	2,722	54,500	54,550	3,020	2,781	2,901	57,500	57,550	3,199	2,960	3,080
51,550	51,600	2,843	2,605	2,725	54,550	54,600	3,023	2,784	2,904	57,550	57,600	3,202	2,963	3,083
51,600	51,650	2,846	2,608	2,728	54,600	54,650	3,026	2,787	2,907	57,600	57,650	3,205	2,966	3,086
51,650	51,700	2,849	2,611	2,731	54,650	54,700	3,029	2,790	2,910	57,650	57,700	3,208	2,969	3,089
51,700	51,750	2,852	2,614	2,734	54,700	54,750	3,032	2,793	2,913	57,700	57,750	3,211	2,972	3,092
51,750	51,800	2,855	2,617	2,737	54,750	54,800	3,034	2,796	2,916	57,750	57,800	3,214	2,975	3,095
51,800	51,850	2,858	2,620	2,740	54,800	54,850	3,037	2,799	2,919	57,800	57,850	3,217	2,978	3,098
51,850	51,900	2,861	2,623	2,743	54,850	54,900	3,040	2,802	2,922	57,850	57,900	3,220	2,981	3,101
51,900	51,950	2,864	2,626	2,746	54,900	54,950	3,043	2,805	2,925	57,900	57,950	3,223	2,984	3,104
51,950	52,000	2,867	2,629	2,749	54,950	55,000	3,046	2,808	2,928	57,950	58,000	3,226	2,987	3,107
52,000 Your New York State tax is:					55,000 Your New York State tax is:					58,000 Your New York State tax is:				
52,000	52,050	2,870	2,632	2,752	55,000	55,050	3,049	2,811	2,931	58,000	58,050	3,229	2,990	3,110
52,050	52,100	2,873	2,635	2,755	55,050	55,100	3,052	2,814	2,934	58,050	58,100	3,231	2,993	3,113
52,100	52,150	2,876	2,638	2,758	55,100	55,150	3,055	2,817	2,937	58,100	58,150	3,234	2,996	3,116
52,150	52,200	2,879	2,641	2,761	55,150	55,200	3,058	2,820	2,940	58,150	58,200	3,237	2,999	3,119
52,200	52,250	2,882	2,644	2,763	55,200	55,250	3,061	2,823	2,943	58,200	58,250	3,240	3,002	3,122
52,250	52,300	2,885	2,647	2,766	55,250	55,300	3,064	2,826	2,946	58,250	58,300	3,243	3,005	3,125
52,300	52,350	2,888	2,650	2,769	55,300	55,350	3,067	2,829	2,949	58,300	58,350	3,246	3,008	3,128
52,350	52,400	2,891	2,653	2,772	55,350	55,400	3,070	2,832	2,952	58,350	58,400	3,249	3,011	3,131
52,400	52,450	2,894	2,656	2,775	55,400	55,450	3,073	2,835	2,955	58,400	58,450	3,252	3,014	3,134
52,450	52,500	2,897	2,659	2,778	55,450	55,500	3,076	2,838	2,958	58,450	58,500	3,255	3,017	3,137
52,500	52,550	2,900	2,662	2,781	55,500	55,550	3,079	2,841	2,961	58,500	58,550	3,258	3,020	3,140
52,550	52,600	2,903	2,665	2,784	55,550	55,600	3,082	2,844	2,963	58,550	58,600	3,261	3,023	3,143
52,600	52,650	2,906	2,668	2,787	55,600	55,650	3,085	2,847	2,966	58,600	58,650	3,264	3,026	3,146
52,650	52,700	2,909	2,671	2,790	55,650	55,700	3,088	2,850	2,969	58,650	58,700	3,267	3,029	3,149
52,700	52,750	2,912	2,674	2,793	55,700	55,750	3,091	2,853	2,972	58,700	58,750	3,270	3,032	3,152
52,750	52,800	2,915	2,677	2,796	55,750	55,800	3,094	2,856	2,975	58,750	58,800	3,273	3,035	3,155
52,800	52,850	2,918	2,680	2,799	55,800	55,850	3,097	2,859	2,978	58,800	58,850	3,276	3,038	3,158
52,850	52,900	2,921	2,683	2,802	55,850	55,900	3,100	2,862	2,981	58,850	58,900	3,279	3,041	3,160
52,900	52,950	2,924	2,686	2,805	55,900	55,950	3,103	2,865	2,984	58,900	58,950	3,282	3,044	3,163
52,950	53,000	2,927	2,689	2,808	55,950	56,000	3,106	2,868	2,987	58,950	59,000	3,285	3,047	3,166
53,000 Your New York State tax is:					56,000 Your New York State tax is:					59,000 Your New York State tax is:				
53,000	53,050	2,930	2,691	2,811	56,000	56,050	3,109	2,871	2,990	59,000	59,050	3,288	3,050	3,169
53,050	53,100	2,933	2,694	2,814	56,050	56,100	3,112	2,874	2,993	59,050	59,100	3,291	3,053	3,172
53,100	53,150	2,936	2,697	2,817	56,100	56,150	3,115	2,877	2,996	59,100	59,150	3,294	3,056	3,175
53,150	53,200	2,939	2,700	2,820	56,150	56,200	3,118	2,880	2,999	59,150	59,200	3,297	3,059	3,178
53,200	53,250	2,942	2,703	2,823	56,200	56,250	3,121	2,883	3,002	59,200	59,250	3,300	3,062	3,181
53,250	53,300	2,945	2,706	2,826	56,250	56,300	3,124	2,886	3,005	59,250	59,300	3,303	3,065	3,184
53,300	53,350	2,948	2,709	2,829	56,300	56,350	3,127	2,889	3,008	59,300	59,350	3,306	3,068	3,187
53,350	53,400	2,951	2,712	2,832	56,350	56,400	3,130	2,891	3,011	59,350	59,400	3,309	3,071	3,190
53,400	53,450	2,954	2,715	2,835	56,400	56,450	3,133	2,894	3,014	59,400	59,450	3,312	3,074	3,193
53,450	53,500	2,957	2,718	2,838	56,450	56,500	3,136	2,897	3,017	59,450	59,500	3,315	3,077	3,196
53,500	53,550	2,960	2,721	2,841	56,500	56,550	3,139	2,900	3,020	59,500	59,550	3,318	3,080	3,199
53,550	53,600	2,963	2,724	2,844	56,550	56,600	3,142	2,903	3,023	59,550	59,600	3,321	3,083	3,202
53,600	53,650	2,966	2,727	2,847	56,600	56,650	3,145	2,906	3,026	59,600	59,650	3,324	3,086	3,205
53,650	53,700	2,969	2,730	2,850	56,650	56,700	3,148	2,909	3,029	59,650	59,700	3,327	3,088	3,208
53,700	53,750	2,972	2,733	2,853	56,700	56,750	3,151	2,912	3,032	59,700	59,750	3,330	3,091	3,211
53,750	53,800	2,975	2,736	2,856	56,750	56,800	3,154	2,915	3,035	59,750	59,800	3,333	3,094	3,214
53,800	53,850	2,978	2,739	2,859	56,800	56,850	3,157	2,918	3,038	59,800	59,850	3,336	3,097	3,217
53,850	53,900	2,981	2,742	2,862	56,850	56,900	3,160	2,921	3,041	59,850	59,900	3,339	3,100	3,220
53,900	53,950	2,984	2,745	2,865	56,900	56,950	3,163	2,924	3,044	59,900	59,950	3,342	3,103	3,223
53,950	54,000	2,987	2,748	2,868	56,950	57,000	3,166	2,927	3,047	59,950	60,000	3,345	3,106	3,226

* This column must also be used by a qualifying widow(er)

2021 New York State Tax Table

NYS

If line 37 (taxable income) is –		And you are –			If line 37 (taxable income) is –		And you are –			If line 37 (taxable income) is –		And you are –		
At least	But less than	Single or Married filing separately	Married filing jointly*	Head of a household	At least	But less than	Single or Married filing separately	Married filing jointly*	Head of a household	At least	But less than	Single or Married filing separately	Married filing jointly*	Head of a household
60,000 Your New York State tax is:					62,000 Your New York State tax is:					64,000 Your New York State tax is:				
60,000	60,050	3,348	3,109	3,229	62,000	62,050	3,467	3,229	3,349	64,000	64,050	3,587	3,348	3,468
60,050	60,100	3,351	3,112	3,232	62,050	62,100	3,470	3,232	3,352	64,050	64,100	3,590	3,351	3,471
60,100	60,150	3,354	3,115	3,235	62,100	62,150	3,473	3,235	3,355	64,100	64,150	3,593	3,354	3,474
60,150	60,200	3,357	3,118	3,238	62,150	62,200	3,476	3,238	3,358	64,150	64,200	3,596	3,357	3,477
60,200	60,250	3,360	3,121	3,241	62,200	62,250	3,479	3,241	3,360	64,200	64,250	3,599	3,360	3,480
60,250	60,300	3,363	3,124	3,244	62,250	62,300	3,482	3,244	3,363	64,250	64,300	3,602	3,363	3,483
60,300	60,350	3,366	3,127	3,247	62,300	62,350	3,485	3,247	3,366	64,300	64,350	3,605	3,366	3,486
60,350	60,400	3,369	3,130	3,250	62,350	62,400	3,488	3,250	3,369	64,350	64,400	3,608	3,369	3,489
60,400	60,450	3,372	3,133	3,253	62,400	62,450	3,491	3,253	3,372	64,400	64,450	3,611	3,372	3,492
60,450	60,500	3,375	3,136	3,256	62,450	62,500	3,494	3,256	3,375	64,450	64,500	3,614	3,375	3,495
60,500	60,550	3,378	3,139	3,259	62,500	62,550	3,497	3,259	3,378	64,500	64,550	3,617	3,378	3,498
60,550	60,600	3,381	3,142	3,262	62,550	62,600	3,500	3,262	3,381	64,550	64,600	3,620	3,381	3,501
60,600	60,650	3,384	3,145	3,265	62,600	62,650	3,503	3,265	3,384	64,600	64,650	3,623	3,384	3,504
60,650	60,700	3,387	3,148	3,268	62,650	62,700	3,506	3,268	3,387	64,650	64,700	3,626	3,387	3,507
60,700	60,750	3,390	3,151	3,271	62,700	62,750	3,509	3,271	3,390	64,700	64,750	3,629	3,390	3,510
60,750	60,800	3,393	3,154	3,274	62,750	62,800	3,512	3,274	3,393	64,750	64,800	3,631	3,393	3,513
60,800	60,850	3,396	3,157	3,277	62,800	62,850	3,515	3,277	3,396	64,800	64,850	3,634	3,396	3,516
60,850	60,900	3,399	3,160	3,280	62,850	62,900	3,518	3,280	3,399	64,850	64,900	3,637	3,399	3,519
60,900	60,950	3,402	3,163	3,283	62,900	62,950	3,521	3,283	3,402	64,900	64,950	3,640	3,402	3,522
60,950	61,000	3,405	3,166	3,286	62,950	63,000	3,524	3,286	3,405	64,950	65,000	3,643	3,405	3,525
61,000 Your New York State tax is:					63,000 Your New York State tax is:					65,000 or more:				
61,000	61,050	3,408	3,169	3,289	63,000	63,050	3,527	3,288	3,408	<div style="border: 1px solid black; padding: 10px; margin-bottom: 10px;"> <p>\$65,000 or more – compute your New York State tax using the New York State tax rate schedule on page 57.</p> </div> <div style="display: flex; align-items: center;"> <p>If the amount on line 32 is more than \$107,650, see page 58.</p> </div>				
61,050	61,100	3,411	3,172	3,292	63,050	63,100	3,530	3,291	3,411					
61,100	61,150	3,414	3,175	3,295	63,100	63,150	3,533	3,294	3,414					
61,150	61,200	3,417	3,178	3,298	63,150	63,200	3,536	3,297	3,417					
61,200	61,250	3,420	3,181	3,301	63,200	63,250	3,539	3,300	3,420					
61,250	61,300	3,423	3,184	3,304	63,250	63,300	3,542	3,303	3,423					
61,300	61,350	3,426	3,187	3,307	63,300	63,350	3,545	3,306	3,426					
61,350	61,400	3,429	3,190	3,310	63,350	63,400	3,548	3,309	3,429					
61,400	61,450	3,431	3,193	3,313	63,400	63,450	3,551	3,312	3,432					
61,450	61,500	3,434	3,196	3,316	63,450	63,500	3,554	3,315	3,435					
61,500	61,550	3,437	3,199	3,319	63,500	63,550	3,557	3,318	3,438					
61,550	61,600	3,440	3,202	3,322	63,550	63,600	3,560	3,321	3,441					
61,600	61,650	3,443	3,205	3,325	63,600	63,650	3,563	3,324	3,444					
61,650	61,700	3,446	3,208	3,328	63,650	63,700	3,566	3,327	3,447					
61,700	61,750	3,449	3,211	3,331	63,700	63,750	3,569	3,330	3,450					
61,750	61,800	3,452	3,214	3,334	63,750	63,800	3,572	3,333	3,453					
61,800	61,850	3,455	3,217	3,337	63,800	63,850	3,575	3,336	3,456					
61,850	61,900	3,458	3,220	3,340	63,850	63,900	3,578	3,339	3,459					
61,900	61,950	3,461	3,223	3,343	63,900	63,950	3,581	3,342	3,462					
61,950	62,000	3,464	3,226	3,346	63,950	64,000	3,584	3,345	3,465					

* This column must also be used by a qualifying widow(er)

New York State tax rate schedule

If your New York AGI amount on Form IT-203, line 32, is more than \$107,650, see pages 58 through 63 to compute your New York State tax.

Married filing jointly and qualifying widow(er) – filing status ② and ⑤						
If line 37 is:		The tax is:				
over	but not over					
\$ 0	\$ 17,150	4% of line 37				
17,150	23,600	\$ 686	plus	4.5%	of the excess over	\$17,150
23,600	27,900	976	plus	5.25%	" " " "	23,600
27,900	43,000	1,202	plus	5.9%	" " " "	27,900
43,000	161,550	2,093	plus	5.97%	" " " "	43,000
161,550	323,200	9,170	plus	6.33%	" " " "	161,550
323,200	2,155,350	19,403	plus	6.85%	" " " "	323,200
2,155,350	5,000,000	144,905	plus	9.65%	" " " "	2,155,350
5,000,000	25,000,000	419,444	plus	10.3%	" " " "	5,000,000
25,000,000	2,479,414	plus	10.9%	" " " "	25,000,000

Single and married filing separately – filing status ① and ③						
If line 37 is:		The tax is:				
over	but not over					
\$ 0	\$ 8,500	4% of line 37				
8,500	11,700	\$ 340	plus	4.5%	of the excess over	\$8,500
11,700	13,900	484	plus	5.25%	" " " "	11,700
13,900	21,400	600	plus	5.9%	" " " "	13,900
21,400	80,650	1,042	plus	5.97%	" " " "	21,400
80,650	215,400	4,579	plus	6.33%	" " " "	80,650
215,400	1,077,550	13,109	plus	6.85%	" " " "	215,400
1,077,550	5,000,000	72,166	plus	9.65%	" " " "	1,077,550
5,000,000	25,000,000	450,683	plus	10.3%	" " " "	5,000,000
25,000,000	2,510,683	plus	10.9%	" " " "	25,000,000

Head of household – filing status ④						
If line 37 is:		The tax is:				
over	but not over					
\$ 0	\$ 12,800	4% of line 37				
12,800	17,650	\$ 512	plus	4.5%	of the excess over	\$12,800
17,650	20,900	730	plus	5.25%	" " " "	17,650
20,900	32,200	901	plus	5.9%	" " " "	20,900
32,200	107,650	1,568	plus	5.97%	" " " "	32,200
107,650	269,300	6,072	plus	6.33%	" " " "	107,650
269,300	1,616,450	16,304	plus	6.85%	" " " "	269,300
1,616,450	5,000,000	108,584	plus	9.65%	" " " "	1,616,450
5,000,000	25,000,000	435,097	plus	10.3%	" " " "	5,000,000
25,000,000	2,495,097	plus	10.9%	" " " "	25,000,000

Tax computation – New York AGI of more than \$107,650

New York State tax

Find your New York State tax by using the correct tax computation worksheet within your filing status (see below and pages 59 through 63).

Married filing jointly and qualifying widow(er)

Tax computation worksheet 1

If your New York AGI (line 32) is **more than \$107,650, but not more than \$25,000,000**, and your taxable income (line 37) is **\$161,550 or less**, then you must compute your tax using this worksheet.

- 1 Enter your New York AGI from line 32 1 _____
- 2 Enter your taxable income from line 37 2 _____
- 3 Multiply line 2 by 5.97% (.0597)
(**Stop:** If the line 1 amount is **\$157,650 or more**, skip lines 4 through 8 and enter the line 3 amount on line 9) 3 _____
- 4 Enter your New York State tax on the line 2 amount from the *New York State tax rate schedule* on page 57 4
- 5 Subtract line 4 from line 3 5 _____
- 6 Enter the excess of line 1 over \$107,650 6 _____
- 7 Divide line 6 by \$50,000 and round the result to the fourth decimal place 7 _____
- 8 Multiply line 5 by line 7 8
- 9 Add lines 4 and 8 9 _____
Enter here and on line 38.

Tax computation worksheet 2

If your New York AGI (line 32) is **more than \$161,550, but not more than \$25,000,000**, and your taxable income (line 37) is **more than \$161,550 but not more than \$323,200**, then you must compute your tax using this worksheet.

- 1 Enter your New York AGI from line 32 1 _____
- 2 Enter your taxable income from line 37 2 _____
- 3 Multiply line 2 by 6.33% (.0633)
(**Stop:** If the line 1 amount is **\$211,550 or more**, skip lines 4 through 10 and enter the line 3 amount on line 11) 3 _____
- 4 Enter your New York State tax on the line 2 amount from the *New York State tax rate schedule* on page 57 4
- 5 Subtract line 4 from line 3 5 _____
- 6 Enter \$474 on line 6 6
- 7 Subtract line 6 from line 5 7 _____
- 8 Enter the excess of line 1 over \$161,550 8 _____
- 9 Divide line 8 by \$50,000 and round the result to the fourth decimal place 9 _____
- 10 Multiply line 7 by line 9 10
- 11 Add lines 4, 6, and 10 11 _____
Enter here and on line 38.

Tax computation worksheet 3

If your New York AGI (line 32) is **more than \$323,200, but not more than \$25,000,000**, and your taxable income (line 37) is **more than \$323,200 but not more than \$2,155,350**, then you must compute your tax using this worksheet.

- 1 Enter your New York AGI from line 32 1 _____
- 2 Enter your taxable income from line 37 2 _____
- 3 Multiply line 2 by 6.85% (.0685)
(**Stop:** If the line 1 amount is **\$373,200 or more**, skip lines 4 through 10 and enter the line 3 amount on line 11) 3 _____
- 4 Enter your New York State tax on the line 2 amount from the *New York State tax rate schedule* on page 57 4
- 5 Subtract line 4 from line 3 5 _____
- 6 Enter \$1,056 on line 6 6
- 7 Subtract line 6 from line 5 7 _____
- 8 Enter the excess of line 1 over \$323,200 8 _____
- 9 Divide line 8 by \$50,000 and round the result to the fourth decimal place 9 _____
- 10 Multiply line 7 by line 9 10
- 11 Add lines 4, 6, and 10 11 _____
Enter here and on line 38.

Tax computation worksheet 4

If your New York AGI (line 32) is **more than \$2,155,350, but not more than \$25,000,000**, and your taxable income (line 37) is **more than \$2,155,350 but not more than \$5,000,000**, then you must compute your tax using this worksheet.

- 1 Enter your New York AGI from line 32 1 _____
- 2 Enter your taxable income from line 37 2 _____
- 3 Multiply line 2 by 9.65% (.0965)
(**Stop:** If the line 1 amount is **\$2,205,350 or more**, skip lines 4 through 10 and enter the line 3 amount on line 11) 3 _____
- 4 Enter your New York State tax on the line 2 amount from the *New York State tax rate schedule* on page 57 4
- 5 Subtract line 4 from line 3 5 _____
- 6 Enter \$2,736 on line 6 6
- 7 Subtract line 6 from line 5 7 _____
- 8 Enter the excess of line 1 over \$2,155,350 8 _____
- 9 Divide line 8 by \$50,000 and round the result to the fourth decimal place 9 _____
- 10 Multiply line 7 by line 9 10
- 11 Add lines 4, 6, and 10 11 _____
Enter here and on line 38.

Tax computation – New York AGI of more than \$107,650 (continued)

Married filing jointly and qualifying widow(er)

Tax computation worksheet 5

If your New York AGI (line 32) is **more than \$5,000,000, but not more than \$25,000,000**, and your taxable income (line 37) is **more than \$5,000,000**, then you must compute your tax using this worksheet.

- 1 Enter your New York AGI from line 32 1 _____
 - 2 Enter your taxable income from line 37 2 _____
 - 3 Multiply line 2 by 10.3% (.103)
(**Stop:** If the line 1 amount is **\$5,050,000 or more**, skip lines 4 through 10 and enter the line 3 amount on line 11) 3 _____
 - 4 Enter your New York State tax on the line 2 amount from the *New York State tax rate schedule* on page 57 4
 - 5 Subtract line 4 from line 3 5 _____
 - 6 Enter \$63,086 on line 6. 6
 - 7 Subtract line 6 from line 5 7 _____
 - 8 Enter the excess of line 1 over \$5,000,000 8 _____
 - 9 Divide line 8 by \$50,000 and round the result to the fourth decimal place 9 _____
 - 10 Multiply line 7 by line 9 10
 - 11 Add lines 4, 6, and 10 11 _____
- Enter here and on line 38.**

Tax computation worksheet 6

If your New York AGI (line 32) is **more than \$25,000,000**, then you must compute your tax using this worksheet.

- 1 Enter your New York AGI from line 32 1 _____
 - 2 Enter your taxable income from line 37 2 _____
 - 3 Multiply line 2 by 10.9% (.109)
(**Stop:** If the line 1 amount is **\$25,050,000 or more**, skip lines 4 through 10 and enter the line 3 amount on line 11) 3 _____
 - 4 Enter your New York State tax on the line 2 amount from the *New York State tax rate schedule* on page 57 4
 - 5 Subtract line 4 from line 3 5 _____
 - 6 If line 2 is **\$161,550 or less**, enter \$474 on line 6. If line 2 is **more than \$161,550, but not more than \$323,200**, enter \$1,056 on line 6. If line 2 is **more than \$323,200, but not more than \$2,155,350**, enter \$2,736 on line 6. If line 2 is **more than \$2,155,350, but not more than \$5,000,000**, enter \$63,086 on line 6. If line 2 is **more than \$5,000,000**, enter \$95,586 on line 6. 6
 - 7 Subtract line 6 from line 5 7 _____
 - 8 Enter the excess of line 1 over \$25,000,000 8 _____
 - 9 Divide line 8 by \$50,000 and round the result to the fourth decimal place 9 _____
 - 10 Multiply line 7 by line 9 10
 - 11 Add lines 4, 6, and 10 11 _____
- Enter here and on line 38.**

Tax computation – New York AGI of more than \$107,650 (continued)

Single and married filing separately

Tax computation worksheet 7

If your New York AGI (line 32) is **more than \$107,650, but not more than \$25,000,000**, and your taxable income (line 37) is **\$215,400 or less**, then you must compute your tax using this worksheet.

- 1 Enter your New York AGI from line 32 1 _____
- 2 Enter your taxable income from line 37 2 _____
- 3 Multiply line 2 by 6.33% (.0633)
(**Stop:** If the line 1 amount is **\$157,650 or more**, skip lines 4 through 8 and enter the line 3 amount on line 9) 3 _____
- 4 Enter your New York State tax on the line 2 amount from the *New York State tax rate schedule* on page 57 4
- 5 Subtract line 4 from line 3 5 _____
- 6 Enter the excess of line 1 over \$107,650 6 _____
- 7 Divide line 6 by \$50,000 and round the result to the fourth decimal place 7 _____
- 8 Multiply line 5 by line 7 8
- 9 Add lines 4 and 8 9 _____

Enter here and on line 38.

Tax computation worksheet 9

If your New York AGI (line 32) is **more than \$1,077,550, but not more than \$25,000,000**, and your taxable income (line 37) is **more than \$1,077,550, but not more than \$5,000,000**, then you must compute your tax using this worksheet.

- 1 Enter your New York AGI from line 32 1 _____
- 2 Enter your taxable income from line 37 2 _____
- 3 Multiply line 2 by 9.65% (.0965)
(**Stop:** If the line 1 amount is **\$1,127,550 or more**, skip lines 4 through 10 and enter the line 3 amount on line 11) 3 _____
- 4 Enter your New York State tax on the line 2 amount from the *New York State tax rate schedule* on page 57 4
- 5 Subtract line 4 from line 3 5 _____
- 6 Enter \$1,646 on line 6. 6
- 7 Subtract line 6 from line 5 7 _____
- 8 Enter the excess of line 1 over \$1,077,550 8 _____
- 9 Divide line 8 by \$50,000 and round the result to the fourth decimal place 9 _____
- 10 Multiply line 7 by line 9 10
- 11 Add lines 4, 6, and 10 11 _____

Enter here and on line 38.

Tax computation worksheet 8

If your New York AGI (line 32) is **more than \$215,400, but not more than \$25,000,000**, and your taxable income (line 37) is **more than \$215,400, but not more than \$1,077,550**, then you must compute your tax using this worksheet.

- 1 Enter your New York AGI from line 32 1 _____
- 2 Enter your taxable income from line 37 2 _____
- 3 Multiply line 2 by 6.85% (.0685)
(**Stop:** If the line 1 amount is **\$265,400 or more**, skip lines 4 through 10 and enter the line 3 amount on line 11) 3 _____
- 4 Enter your New York State tax on the line 2 amount from the *New York State tax rate schedule* on page 57 4
- 5 Subtract line 4 from line 3 5 _____
- 6 Enter \$526 on line 6 6
- 7 Subtract line 6 from line 5 7 _____
- 8 Enter the excess of line 1 over \$215,400 8 _____
- 9 Divide line 8 by \$50,000 and round the result to the fourth decimal place 9 _____
- 10 Multiply line 7 by line 9 10
- 11 Add lines 4, 6, and 10 11 _____

Enter here and on line 38.

Tax computation worksheet 10

If your New York AGI (line 32) is **more than \$5,000,000, but not more than \$25,000,000**, and your taxable income (line 37) is **more than \$5,000,000**, then you must compute your tax using this worksheet.

- 1 Enter your New York AGI from line 32 1 _____
- 2 Enter your taxable income from line 37 2 _____
- 3 Multiply line 2 by 10.3% (.103)
(**Stop:** If the line 1 amount is **\$5,050,000 or more**, skip lines 4 through 10 and enter the line 3 amount on line 11) 3 _____
- 4 Enter your New York State tax on the line 2 amount from the *New York State tax rate schedule* on page 57 4
- 5 Subtract line 4 from line 3 5 _____
- 6 Enter \$31,817 on line 6. 6
- 7 Subtract line 6 from line 5 7 _____
- 8 Enter the excess of line 1 over \$5,000,000 8 _____
- 9 Divide line 8 by \$50,000 and round the result to the fourth decimal place 9 _____
- 10 Multiply line 7 by line 9 10
- 11 Add lines 4, 6, and 10 11 _____

Enter here and on line 38.

Tax computation – New York AGI of more than \$107,650 (continued)

Single and married filing separately (continued)

Tax computation worksheet 11

If your New York AGI (line 32) is **more than \$25,000,000**, then you must compute your tax using this worksheet.

- 1 Enter your New York AGI from line 32 1 _____
- 2 Enter your taxable income from line 37 2 _____
- 3 Multiply line 2 by 10.9% (.109)
(**Stop:** If the line 1 amount is **\$25,050,000 or more**, skip lines 4 through 10 and enter the line 3 amount on line 11) 3 _____
- 4 Enter your New York State tax on the line 2 amount from the *New York State tax rate schedule* on page 57 4
- 5 Subtract line 4 from line 3 5 _____
- 6 If line 2 is **\$215,400 or less**, enter \$526 on line 6. If line 2 is **more than \$215,400, but not more than \$1,077,550**, enter \$1,646 on line 6. If line 2 is **more than \$1,077,550, but not more than \$5,000,000**, enter \$31,817 on line 6. If line 2 is **more than \$5,000,000**, enter \$64,317 on line 6. 6
- 7 Subtract line 6 from line 5 7 _____
- 8 Enter the excess of line 1 over \$25,000,000 8 _____
- 9 Divide line 8 by \$50,000 and round the result to the fourth decimal place 9 _____
- 10 Multiply line 7 by line 9 10
- 11 Add lines 4, 6, and 10 11 _____

Enter here and on line 38.

Tax computation – New York AGI of more than \$107,650 (continued)

Head of household

Tax computation worksheet 12

If your New York AGI (line 32) is **more than \$107,650, but not more than \$25,000,000**, and your taxable income (line 37) is **\$269,300 or less**, then you must compute your tax using this worksheet.

- 1 Enter your New York AGI from line 32 1 _____
- 2 Enter your taxable income from line 37 2 _____
- 3 Multiply line 2 by 6.33% (.0633)
(**Stop:** If the line 1 amount is **\$157,650 or more**, skip lines 4 through 8 and enter the line 3 amount on line 9) 3 _____
- 4 Enter your New York State tax on the line 2 amount from the *New York State tax rate schedule* on page 57 4
- 5 Subtract line 4 from line 3 5 _____
- 6 Enter the excess of line 1 over \$107,650 6 _____
- 7 Divide line 6 by \$50,000 and round the result to the fourth decimal place 7 _____
- 8 Multiply line 5 by line 7 8
- 9 Add lines 4 and 8 9 _____

Enter here and on line 38.

Tax computation worksheet 13

If your New York AGI (line 32) is **more than \$269,300, but not more than \$25,000,000**, and your taxable income (line 37) is **more than \$269,300 but not more than \$1,616,450**, then you must compute your tax using this worksheet.

- 1 Enter your New York AGI from line 32 1 _____
- 2 Enter your taxable income from line 37 2 _____
- 3 Multiply line 2 by 6.85% (.0685)
(**Stop:** If the line 1 amount is **\$319,300 or more**, skip lines 4 through 10 and enter the line 3 amount on line 11) 3 _____
- 4 Enter your New York State tax on the line 2 amount from the *New York State tax rate schedule* on page 57 4
- 5 Subtract line 4 from line 3 5 _____
- 6 Enter \$742 on line 6 6
- 7 Subtract line 6 from line 5 7 _____
- 8 Enter the excess of line 1 over \$269,300 8 _____
- 9 Divide line 8 by \$50,000 and round the result to the fourth decimal place 9 _____
- 10 Multiply line 7 by line 9 10
- 11 Add lines 4, 6, and 10 11 _____

Enter here and on line 38.

Tax computation worksheet 14

If your New York AGI (line 32) is **more than \$1,616,450, but not more than \$25,000,000**, and your taxable income (line 37) is **more than \$1,616,450 but not more than \$5,000,000**, then you must compute your tax using this worksheet.

- 1 Enter your New York AGI from line 32 1 _____
- 2 Enter your taxable income from line 37 2 _____
- 3 Multiply line 2 by 9.65% (.0965)
(**Stop:** If the line 1 amount is **\$1,666,450 or more**, skip lines 4 through 10 and enter the line 3 amount on line 11) 3 _____
- 4 Enter your New York State tax on the line 2 amount from the *New York State tax rate schedule* on page 57 4
- 5 Subtract line 4 from line 3 5 _____
- 6 Enter \$2,143 on line 6. 6
- 7 Subtract line 6 from line 5 7 _____
- 8 Enter the excess of line 1 over \$1,616,450 8 _____
- 9 Divide line 8 by \$50,000 and round the result to the fourth decimal place 9 _____
- 10 Multiply line 7 by line 9 10
- 11 Add lines 4, 6, and 10 11 _____

Enter here and on line 38.

Tax computation worksheet 15

If your New York AGI (line 32) is **more than \$5,000,000, but not more than \$25,000,000**, and your taxable income (line 37) is **more than \$5,000,000**, then you must compute your tax using this worksheet.

- 1 Enter your New York AGI from line 32 1 _____
- 2 Enter your taxable income from line 37 2 _____
- 3 Multiply line 2 by 10.3% (.103)
(**Stop:** If the line 1 amount is **\$5,050,000 or more**, skip lines 4 through 10 and enter the line 3 amount on line 11) 3 _____
- 4 Enter your New York State tax on the line 2 amount from the *New York State tax rate schedule* on page 57 4
- 5 Subtract line 4 from line 3 5 _____
- 6 Enter \$47,403 on line 6 6
- 7 Subtract line 6 from line 5 7 _____
- 8 Enter the excess of line 1 over \$5,000,000 8 _____
- 9 Divide line 8 by \$50,000 and round the result to the fourth decimal place 9 _____
- 10 Multiply line 7 by line 9 10
- 11 Add lines 4, 6, and 10 11 _____

Enter here and on line 38.

Tax computation – New York AGI of more than \$107,650 (continued)

Head of household (continued)

Tax computation worksheet 16

If your New York AGI (line 32) is **more than \$25,000,000**, then you must compute your tax using this worksheet.

- 1 Enter your New York AGI from line 32 1 _____
- 2 Enter your taxable income from line 37 2 _____
- 3 Multiply line 2 by 10.9% (.109)
(**Stop:** If the line 1 amount is **\$25,050,000 or more**, skip lines 4 through 10 and enter the line 3 amount on line 11) 3 _____
- 4 Enter your New York State tax on the line 2 amount from the *New York State tax rate schedule* on page 57 4
- 5 Subtract line 4 from line 3 5 _____
- 6 If line 2 is **\$269,300 or less**, enter \$742 on line 6. If line 2 is **more than \$269,300, but not more than \$1,616,450**, enter \$2,143 on line 6. If line 2 is **more than \$1,616,450, but not more than \$5,000,000**, enter \$47,403 on line 6. If line 2 is **more than \$5,000,000**, enter \$79,903 on line 6. 6
- 7 Subtract line 6 from line 5 7 _____
- 8 Enter the excess of line 1 over \$25,000,000 8 _____
- 9 Divide line 8 by \$50,000 and round the result to the fourth decimal place 9 _____
- 10 Multiply line 7 by line 9 10
- 11 Add lines 4, 6, and 10 11 _____

Enter here and on line 38.

— Notes —

— Notes —

— Notes —

— Notes —

— Notes —

— Notes —

— Notes —

Index

1099-G information.....	4	Ordinary dividends	18
Account information	36	Other forms you may have to file	10-11
Additions	24-25	Other gains and losses	19-20
Alimony received	18	Other income	22
Amending your return	48	Other New York state taxes	29
Amount overpaid	34	Paid preparers (signature) (information)	37, 48
Amount you owe	34-36	Partners	5, 24, 30, 46
Armed forces (including combat zone relief).....	14, 45, 47, back cover	Partnerships, limited liability partnerships, and limited liability companies	5, 24, 30, 46
Business income or loss	18-19	Part-year NYC resident tax	29
Capital gain or loss	19	Part-year NYC school tax credit (fixed amount)	8, 32
Child and dependent care credit (NYS/NYC)	7, 29	Part-year NYC school tax rate reduction credit	8, 32-33
Child's investment income	6	Part-year resident income allocation worksheet	16
Collection of debts from your refund	34	Part-year Yonkers resident income tax surcharge	31
College tuition credit/itemized deduction	42	Payment options	35-36
Common words and phrases	4	Penalties and interest	34-35
Credits for businesses	8-10	Pensions and annuities	20, 25-26
Credits for individuals	7-8	Pension and annuity income exclusion	25-26
Deceased taxpayers	12, 46	Pensions of New York State and local governments and the federal government	25
Definitions: resident, nonresident, or part-year resident ..	45-46	Permanent place of abode	45
Dependent exemption	27	Privacy notification	38
Direct deposit	34	Private delivery services	38
Disability income exclusion	26	Public employee 414(h) retirement contributions	25
Disclaiming of spouse's debt	34	QEZE (qualified empire zone enterprise)	10
Domicile.....	45	Refundable credits (NYS and NYC)	7-10, 28-29
E-file	3	Refund options	34
Earned income credit (NYS/NYC)	7, 29, 41	Rounding	4
Estates and trusts (beneficiaries)	24, 46	Sales or use tax	31
Estimated tax	33-34	School district names and codes	12
Estimated tax penalty	35	School tax exemption (STAR)	8
Extension of time to file	33, back cover	S corporation shareholders	19-21, 24, 40
Farm income or loss	22	Signatures	37
Federal adjusted gross income (federal AGI)	23	Social Security number	3, 12, 15, 33, 35, 37, 40, 43
Filing status	13	Special condition codes	13-14
Foreign earned income	47	Special accruals – full-year nonresidents	46
Gambling winnings	5, 22, 33	part-year residents	46
Household credit (NYS)	7, 28-29	Standard deduction	27
Identity theft	3	Statute of limitations	back cover
Income percentage	29	Subtractions	25-27
Innocent spouse relief	46-47	Tax computation – New York AGI of more than \$107,650	58-63
Interest and penalties	34-35	Tax due (amount you owe)	34-35
Interest income	18	Tax rate schedule (New York State)	57
Interest income – State and local bonds and obligations	24	Tax table (New York State)	49-56
IRA distributions	20	Tax withheld (New York State, New York City, and Yonkers)	33
Itemized deduction	27	Taxable income	27
Line instructions – Form IT-195	40	Taxes (other taxes (NYS and NYC))	29
Form IT-203	18	Third-party designee	37
Form IT-203-ATT	40-41	U.S. citizens abroad	back cover
Form IT-203-B	41-43	U.S. nonresident aliens	47
Lottery distributions	5, 22, 33	Unemployment compensation	22
Lump-sum distributions	11	Voluntary contributions	32
MABSTOA pensions	25	Wage salaries, tips, etc.	18
MCTMT.....	30	What is identity theft?	3
Military personnel (including combat zone relief).....	14, 45, 47, back cover	What's new for 2021?	3
Need help?	back cover	When to file/Important dates	back cover
Net operating loss (NOL)	22, 47-48	Where to file	38, back cover
Nonobligated spouse	34	Who must file	5
Nonrefundable credits (NYS and NYC)	7-10, 29	Withholding for the next year	33
NYS nonresident and part-year resident	5	Yonkers nonresident earnings tax	30
Online Services	4		



When to file/Important dates

April 18, 2022

Date by which you must file your 2021 New York State income tax return and pay any amounts you owe without interest or penalty. If you cannot file by this date, you can get an automatic 6-month extension of time to file (to October 17, 2022) by filing IT-370, *Application for Automatic Six-Month Extension of Time to File for Individuals* (see *Need help?* below).

June 15, 2022

Date by which you must file your 2021 New York State income tax return if you qualify to file your federal income tax return on June 15, 2022, because:

- 1) you are a U.S. citizen or resident alien and live outside the U.S. and Puerto Rico and your main place of business or post of duty is outside the U.S. and Puerto Rico, or
- 2) you are in the military service outside the U.S. and Puerto Rico when your 2021 return is due. The time to pay your New York State, New York City and Yonkers income tax, and any New York State or local sales or use tax is similarly automatically extended.

Military Personnel — For more information on extensions of time to file, see Publication 361, *New York State Income Tax Information for Military Personnel and Veterans*.

October 17, 2022

Date by which you must file your 2021 income tax return to avoid penalties and interest computed from the original due date if you filed IT-370, *Application for Automatic Six-Month Extension of Time to File for Individuals*, and paid any tax you owed.

April 18, 2022
June 15, 2022
September 15, 2022
January 17, 2023

These are the due dates for 2022 estimated tax payments. Generally, you must pay estimated tax if you expect to owe at least \$300 of New York State or New York City or Yonkers income tax after deducting tax withheld and credits you are entitled to claim, or any amount of MCTMT.

Statute of limitations

Generally, you must file a claim for a credit or refund of an overpayment of income tax within the later of three years from the time you filed the return or two years from the time you paid the tax. If you did not file a return, you must file the claim for a credit or refund within two years from the time you paid the tax.

Need help?



Visit our website at www.tax.ny.gov

- get information and manage your taxes online
- check for new online services and features

Telephone assistance

Automated income tax refund status:	518-457-5149
Personal Income Tax Information Center:	518-457-5181
To order forms and publications:	518-457-5431
Text Telephone (TTY) or TDD equipment users	Dial 7-1-1 for the New York Relay Service

Where to file

If enclosing a payment (check or money order with Form IT-201-V), mail your return to:

STATE PROCESSING CENTER
PO BOX 15555
ALBANY NY 12212-5555

If not enclosing a payment, mail your return to:

STATE PROCESSING CENTER
PO BOX 61000
ALBANY NY 12261-0001

If you choose to use a private delivery service instead of the U.S. Postal Service to file your return, see page 38 for additional information.

